

2023 HANKOOK TIRE

PRODUCT CATALOG

Passenger and Light Truck Tires




United States of America



2023 HANKOOK PRODUCT CATALOG

4000-1122_01



 HankookTireUSA  @HankookTireUSA  @HankookTireUSA

Hankook Tire America Headquarters

333 Commerce Street, Suite 600 Nashville, Tennessee 37201, USA T +1 615 432 0700 F +1 615 242 8709

www.hankooktire.com/us

©2023 Hankook Tire America Corp.

hankooktire.com



™/© 2023 MLB



Contents

iON	Vantra
iON evo AS..... 4	Vantra Trailer..... 64
iON evo AS SUV..... 4	Vantra LT..... 66
iON evo..... 6	Winter
iON evo SUV..... 6	Winter i*cept evo ³ 70
iON i*cept..... 8	Winter i*cept evo ³ x..... 72
iON i*cept SUV..... 8	Winter i*cept IZ ³ 74
Ventus	Winter i*cept IZ ³ x..... 74
Ventus V12 evo ² 12	Winter i*Pike RS ² 76
Ventus S1 AS..... 14	Winter i*Pike X..... 78
Ventus V2 concept ² 18	i*Pike RW11..... 80
Ventus S1 evo Z AS X..... 20	Winter i*Pike LT..... 80
Ventus ST..... 22	Original Equipment
Ventus AS..... 22	Ventus S1 evo ³ ev..... 83
Kinergy	Kinergy AS X ev..... 83
Kinergy XP..... 26	Ventus S1 evo Z..... 83
Kinergy GT..... 28	Ventus S1 evo ³ 84
Kinergy PT..... 32	Ventus S1 evo ³ SUV..... 85
Kinergy ST..... 36	Ventus S1 evo ² 86
Kinergy 4S ² 40	Ventus S1 evo ² SUV..... 87
Kinergy 4S ² X..... 40	Ventus S1 noble ² 88
Dynapro	Ventus S2 AS..... 89
Dynapro HPX..... 44	Ventus V4 ES..... 89
Dynapro HP2..... 46	Ventus Prime ³ 89
Dynapro HT..... 48	Ventus Prime ² 90
Dynapro AT2 Xtreme..... 52	Kinergy eco ² 90
Dynapro AT2..... 56	Kinergy eco..... 90
Dynapro XT..... 58	Optimo H426..... 91
Dynapro MT2..... 60	Optimo H428..... 91
	Dynapro AT-M..... 92
	Winter i*cept evo ² 92
	Winter i*cept evo ² SUV..... 92

For complete warranty details, please visit :
<https://www.hankooktire.com/us/en/help-support/warranty/tire-warranty.html>
 and see the Replacement Warranty section
 Or you can scan this QR code to go directly to the page:



Consumers may request, free of charge, a hard copy of the warranty by contacting the Hankook Technical Department at:
1-800-Hankook, option 1
 or by writing to:
Hankook Tire America Corp.
Attn: Technical Services
333 Commerce Street, Suite 600
Nashville, TN 37201

The data in this booklet can be changed by the manufacturer without prior notice.



HANKOOK
driving emotion

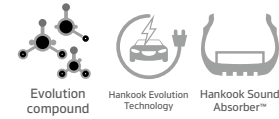
ION

ION is the first tire brand in the world with a complete line-up exclusively for electric vehicles. These tires bring out the best in high-quality electric vehicles to maximize driving performance.

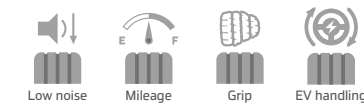





Technology icons



Performance icons



Warranties



Technical profile

Speed Symbol : H, V, W, Y
 Tread Width : 225-285
 Series : 35-60 Series
 Inch : 17-22
 UTQG : 600, A, A

All-Season EV tire

Hankook's All-Season EV tire tailored specifically for high-end electric vehicles. The iON evo AS SUV (and iON evo AS) is the answer to maintaining class.



iON evo AS

S-Code	Size	LI/SS	Sidewall	Rim Width Range	Max. Load		Overall Diameter	Section Width	Tread Depth	Revs/ Mile	Weight	UTQG	Tech	
					psi	lbs								
18														
1033208	235/45R18	XL	98W	BSW	7.5-9.0	50	1,653	26.2	9.3	10.0	792	24.4	600/A/A	EV, SOA
19														
1033204	235/40R19	XL	96W	BSW	8.0-9.5	50	1,565	26.2	9.5	10.0	794	22.6	600/A/A	EV, SOA
1033203	245/45R19	XL	102W	BSW	7.5-9.0	50	1,874	27.6	9.6	10.0	754	27.2	600/A/A	EV, SOA
20														
1033206	235/35R20	XL	92Y	BSW	8.0-9.5	50	1,389	26.3	9.5	10.0	791	22.4	600/A/A	EV, SOA
21														
1033205	245/35R21	XL	96Y	BSW	8.0-9.5	50	1,565	27.5	9.8	10.0	755	24.4	600/A/A	EV, SOA
1033207	265/35R21	XL	101Y	BSW	9.0-10.5	50	1,819	28.1	10.6	10.0	740	27.2	600/A/A	EV, SOA

iON evo AS SUV

S-Code	Size	LI/SS	Sidewall	Rim Width Range	Max. Load		Overall Diameter	Section Width	Tread Depth	Revs/ Mile	Weight	UTQG	Tech	
					psi	lbs								
17														
* 1032883	215/50R17	XL	95V	BSW	6.5-7.5	50	1,521	25.4	9.2	10.0	819	22.0	600/A/A	EV, SOA
18														
1033187	225/60R18	XL	104V	BSW	6.0-8.0	50	1,984	28.4	9.4	10.0	730	29.5	600/A/A	EV, SOA
1033170	235/60R18	XL	107V	BSW	6.5-8.5	50	2,149	29.2	9.8	10.0	710	32.1	600/A/A	EV, SOA
19														
1033186	225/55R19	XL	103V	BSW	6.0-8.0	50	1,929	28.6	9.4	10.0	727	29.6	600/A/A	EV, SOA
* 1032882	235/50R19	XL	103W	BSW	6.5-8.5	50	1,929	28.2	10.1	10.0	737	29.7	600/A/A	EV, SOA
1033214	235/55R19	XL	105V	BSW	6.5-8.5	50	2,039	29.1	9.8	10.0	713	31.1	600/A/A	EV, SOA
1033215	255/45R19	XL	104W	BSW	8.0-9.5	50	1,984	28.0	10.0	10.0	742	30.0	600/A/A	EV, SOA
1033164	255/60R19	XL	113V	BSW	7.0-9.0	50	2,535	31.0	10.6	10.0	670	37.5	600/A/A	EV, SOA
20														
1033209	235/50R20	XL	104W	BSW	6.5-8.5	50	1,984	29.2	10.1	10.0	712	31.1	600/A/A	EV, SOA
1033185	245/45R20	XL	103Y	BSW	7.5-9.0	50	1,929	28.5	9.6	10.0	729	30.6	600/A/A	EV, SOA
1033165	255/40R20	XL	101W	BSW	8.5-10.0	50	1,819	27.9	10.2	10.0	743	28.4	600/A/A	EV, SOA
1033168	255/45R20	XL	105Y	BSW	8.0-9.5	50	2,039	29.0	10.0	10.0	717	31.8	600/A/A	EV, SOA
1033171	265/45R20	XL	108V	BSW	8.5-10.0	50	2,205	29.2	10.4	10.0	710	33.1	600/A/A	EV, SOA
1033172	275/45R20	XL	110V	BSW	8.5-10.5	50	2,337	29.6	11.0	10.0	701	34.5	600/A/A	EV, SOA
1033212	275/50R20	XL	113V	BSW	7.5-9.5	50	2,535	30.9	11.7	10.0	673	36.6	600/A/A	EV, SOA
21														
1033167	235/45R21	XL	101Y	BSW	7.5-9.0	50	1,819	29.1	9.3	10.0	714	29.3	600/A/A	EV, SOA
1033169	255/35R21	XL	98W	BSW	8.5-10.0	50	1,653	27.8	10.2	10.0	748	27.9	600/A/A	EV, SOA
1033202	255/40R21	XL	102Y	BSW	8.5-10.0	50	1,874	28.9	10.2	10.0	718	29.7	600/A/A	EV, SOA
1033213	275/35R21	XL	103Y	BSW	9.0-11.0	50	1,929	28.3	10.9	10.0	733	30.7	600/A/A	EV, SOA
1033166	285/40R21	XL	109H	BSW	9.5-11.0	50	2,271	29.7	11.3	10.0	699	33.8	600/A/A	EV, SOA
22														
1033210	265/35R22	XL	102W	BSW	9.0-10.5	50	1,874	29.1	10.6	10.0	713	30.9	600/A/A	EV, SOA
1033211	285/35R22	XL	106W	BSW	9.5-11.0	50	2,094	29.8	11.3	10.0	697	33.6	600/A/A	EV, SOA

Technical data subject to change without prior notice.

XL : Extra Load BSW : Black Sidewall WSW : White Sidewall OWL : Outlined White Letters RWL : Raised White Letters

Tech : Hankook Innovative Technology HRS : Hankook Runflat System SOA : Sound Absorber SEG : Sealguard EV : Electric Vehicle

* Available in Q2



Technology icons



Performance icons



Technical profile

Speed Symbol : V, W, Y
 Tread Width: 235-305
 Series : 30-65 Series
 Inch : 18-22
 UTQG : 320/AA/A

* Warranty info to be determined

Performance EV Tire

Specifically tailored for electric vehicles, the ION evo pushes the limits of trade-offs to reach optimum performance.



ION evo

S-Code	Size	LI/SS	Sidewall	Rim Width Range	Max. Load		Overall Diameter	Section Width	Tread Depth	Revs/ Mile	Weight	UTQG	Tech	
					psi	lbs								
18														
* 1033445	235/45ZR18	XL	98W	BSW	7.5-9.0	50	1,653	26.1	9.3	8.5	795	23.0	320/AA/A	EV, SOA
19														
* 1033432	245/45ZR19	XL	102Y	BSW	7.5-9.0	50	1,874	27.5	10.0	8.5	754	26.6	320/AA/A	EV, SOA
20														
* 1033439	235/35ZR20	XL	92Y	BSW	8.0-9.5	50	1,389	26.3	9.6	8.5	789	22.8	320/AA/A	EV, SOA
* 1033441	245/45ZR20	XL	103Y	BSW	7.5-9.0	50	1,929	28.5	9.7	8.5	729	27.8	320/AA/A	EV, SOA
* 1033437	285/40ZR20	XL	108Y	BSW	9.5-11.0	50	2,205	28.8	11.3	8.5	721	31.3	320/AA/A	EV, SOA
21														
* 1033440	245/35ZR21	XL	96Y	BSW	8.0-9.5	50	1,565	27.6	9.8	8.5	753	25.0	320/AA/A	EV, SOA
* 1033454	265/35ZR21	XL	101Y	BSW	9.0-10.5	50	1,819	28.1	10.6	8.5	738	27.4	320/AA/A	EV, SOA
* 1033451	305/30ZR21	XL	104Y	BSW	10.5-11.5	50	1,984	28.1	12.2	8.5	740	29.6	320/AA/A	EV, SOA

ION evo SUV

S-Code	Size	LI/SS	Sidewall	Rim Width Range	Max. Load		Overall Diameter	Section Width	Tread Depth	Revs/ Mile	Weight	UTQG	Tech	
					psi	lbs								
18														
* 1033433	235/65R18	XL	110V	BSW	6.5-8.5	50	2,337	29.8	9.5	8.5	697	30.1	320/AA/A	EV, SOA
19														
* 1033452	235/55ZR19	XL	105Y	BSW	6.5-8.5	50	2,039	29.0	9.8	8.5	716	29.5	320/AA/A	EV, SOA
20														
* 1033446	245/50R20	XL	105V	BSW	7.0-8.5	50	2,039	29.5	10.5	8.5	704	30.6	320/AA/A	EV, SOA
* 1033434	255/40ZR20	XL	101W	BSW	8.5-10.0	50	1,819	27.9	10.2	8.5	746	27.1	320/AA/A	EV, SOA
* 1033453	255/45ZR20	XL	105Y	BSW	8.0-9.5	50	2,039	28.9	10.1	8.5	720	29.3	320/AA/A	EV, SOA
21														
* 1033450	255/35ZR21	XL	98W	BSW	8.5-10.0	50	1,653	27.8	10.2	8.5	746	27.2	320/AA/A	EV, SOA
* 1033436	275/35ZR21	XL	103Y	BSW	9.0-11.0	50	1,929	28.4	10.9	8.5	731	28.4	320/AA/A	EV, SOA
22														
* 1033449	255/40R22	XL	103V	BSW	8.5-10.0	50	1,929	29.9	10.2	8.5	696	29.9	320/AA/A	EV, SOA

Technical data subject to change without prior notice.

XL : Extra Load BSW : Black Sidewall WSW : White Sidewall OWL : Outlined White Letters RWL : Raised White Letters

Tech : Hankook Innovative Technology HRS : Hankook Runflat System SOA : Sound Absorber SEG : Sealguard EV : Electric Vehicle

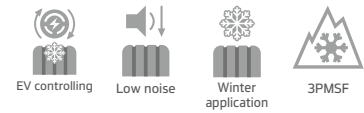
* Available in Q2



Technology icons



Performance icons



Technical profile

Speed Symbol : H, V
Tread Width: 215-305
Series : 30-65
Inch : 16-20

* Warranty info to be determined

Studless Winter EV Tire

The iON icept pushes the limits of trade-offs to reach optimum performance. The iON icept is specifically tailored for electric vehicles, but also equipped with the best of both worlds.



ION i*cept

S-Code	Size	LI/SS	Sidewall	Rim Width Range	Max. Load		Overall Diameter	Section Width	Tread Depth	Revs/Mile	Weight	Tech	
					psi	lbs							
18													
1033369	215/55R18	SL	95H	BSW	6.0-7.5	51	1,521	27.1	9.2	10.5	767.2	23.5	EV, SOA, 3PMSF
1033407	235/45R18	XL	98V	BSW	7.5-9.0	50	1,653	26.2	9.3	10.5	793.8	24.4	EV, SOA, 3PMSF
19													
1033402	225/55R19	XL	103V	BSW	6.0-8.0	50	1,929	28.7	9.4	10.5	724.8	27.7	EV, SOA, 3PMSF
1033391	235/40R19	XL	96V	BSW	8.0-9.5	50	1,565	26.1	9.5	10.5	795.2	22.6	EV, SOA, 3PMSF
1033403	245/45R19	SL	98V	BSW	7.5-9.0	51	1,653	27.5	9.6	10.5	755.1	25.9	EV, SOA, 3PMSF
1033396	275/45R19	XL	108V	BSW	8.5-10.5	50	2,205	28.7	11.1	10.5	724.8	32.4	EV, SOA, 3PMSF
20													
1033405	235/35R20	XL	92V	BSW	8.0-9.5	50	1,389	26.2	9.5	10.5	792.6	23.0	EV, SOA, 3PMSF
1033401	245/45R20	XL	103V	BSW	7.5-9.0	50	1,929	28.5	9.6	10.5	729.1	29.2	EV, SOA, 3PMSF
1033400	285/40R20	XL	108V	BSW	9.5-11.0	50	2,205	28.8	11.4	10.5	721.1	33.8	EV, SOA, 3PMSF
21													
1033395	245/35R21	XL	96V	BSW	8.0-9.5	50	1,565	27.6	9.8	10.5	751.9	26.4	EV, SOA, 3PMSF
1033406	265/35R21	XL	101V	BSW	9.0-10.5	50	1,819	28.2	10.7	10.5	737.2	28.3	EV, SOA, 3PMSF
1033404	305/30R21	XL	104V	BSW	10.5-11.5	50	1,984	28.0	12.3	10.5	741.1	32.8	EV, SOA, 3PMSF

ION i*cept SUV

S-Code	Size	LI/SS	Sidewall	Rim Width Range	Max. Load		Overall Diameter	Section Width	Tread Depth	Revs/Mile	Weight	Tech	
					psi	lbs							
18													
1033382	235/60R18	SL	103H	BSW	6.5-8.5	51	1,929	28.9	9.6	10.5	718.7	28.6	EV, SOA, 3PMSF
1033393	235/65R18	XL	110V	BSW	6.5-8.5	50	2,337	29.8	9.6	10.5	696.9	29.3	EV, SOA, 3PMSF
19													
1033398	235/55R19	XL	105V	BSW	6.5-8.5	50	2,039	28.9	9.8	10.5	719.7	28.5	EV, SOA, 3PMSF
1033383	255/45R19	XL	104V	BSW	8.0-9.5	50	1,984	27.9	10.0	10.5	743.6	30.9	EV, SOA, 3PMSF
1033381	255/50R19	XL	107H	BSW	7.0-9.5	50	2,149	28.9	11.0	10.5	717.7	30.6	EV, SOA, 3PMSF
1033392	255/55R19	XL	111V	BSW	7.0-9.0	50	2,403	29.9	10.7	10.5	694.3	32.4	EV, SOA, 3PMSF
20													
1033390	235/50R20	SL	100V	BSW	6.5-8.5	51	1,764	29.1	10.1	10.5	712.9	29.5	EV, SOA, 3PMSF
1033389	245/50R20	XL	105V	BSW	7.0-8.5	50	2,039	29.5	10.6	10.5	703.4	30.5	EV, SOA, 3PMSF
1033387	255/40R20	XL	101V	BSW	8.5-10.0	50	1,819	27.8	10.2	10.5	746.6	27.8	EV, SOA, 3PMSF
1033399	255/45R20	XL	105V	BSW	8.0-9.5	50	2,039	28.9	10.0	10.5	718.3	32.4	EV, SOA, 3PMSF
1033375	255/50R20	XL	109H	BSW	7.0-9.0	50	2,271	29.9	11.0	10.5	694.1	32.5	EV, SOA, 3PMSF
21													
1033384	235/45R21	XL	101V	BSW	7.5-9.0	50	1,819	29.1	9.3	10.5	713.3	28.2	EV, SOA, 3PMSF
1033385	255/35R21	XL	98V	BSW	8.5-10.0	50	1,653	27.8	10.2	10.5	746.6	27.3	EV, SOA, 3PMSF
1033397	255/40R21	XL	102V	BSW	8.5-10.0	50	1,874	28.8	10.2	10.5	721.1	29.0	EV, SOA, 3PMSF
1033371	265/45R21	XL	108H	BSW	8.5-10.0	50	2,205	30.3	10.5	10.5	686.5	34.0	EV, SOA, 3PMSF
1033388	275/35R21	XL	103V	BSW	9.0-11.0	50	1,929	28.4	10.9	10.5	732.1	31.0	EV, SOA, 3PMSF
22													
1033374	255/40R22	XL	103V	BSW	8.5-10.0	50	1,929	29.8	10.2	10.5	696.3	30.2	EV, SOA, 3PMSF
1033376	265/40R22	XL	106H	BSW	9.0-10.5	50	2,094	30.1	10.7	10.5	689.1	32.3	EV, SOA, 3PMSF

Technical data subject to change without prior notice.

XL : Extra Load BSW : Black Sidewall WSW : White Sidewall OWL : Outlined White Letters RWL : Raised White Letters

Tech : Hankook Innovative Technology HRS : Hankook Runflat System SOA : Sound Absorber SEG : Sealguard EV : Electric Vehicle 3PMSF : Snow



HANKOOK
driving emotion

ventus

Ventus is Hankook Tire's high performance tire optimized for pleasant high speed driving and stable in handling. By signing partnerships with global premium brands such as Porsche, Mercedes-Benz, BMW and Audi, Ventus was selected as the official tire of the most prestigious motorsports competition and was recognized globally for its outstanding performance.



ventus V12 evo²

Ultra-High performance Summer



Technology icons



Performance icons



Warranties



Technical profile

Speed Symbol : W, Y
Tread Width: 205 -305
Series : 25-55 Series
Inch : 16-21



reddot award 2014
winner

Extreme running through advanced technology

A tire designed for drivers who like to express their own style which delivers outstanding performance in sports driving.



Ultra-High Performance Summer

Ventus V12 evo²

S-Code	Size	LI/SS	Sidewall	Rim Width Range	Max. Load		Overall Diameter	Section Width	Tread Depth	Revs/ Mile	Weight	UTQG	
					psi	lbs							
16													
1015379	205/55ZR16	XL	94W	BSW	5.5-7.5	50	1,477	24.7	8.7	10.0	842	19.1	320/AA/A
17													
1015410	205/45ZR17	XL	88W	BSW	6.5-7.5	50	1,235	24.0	8.4	10.0	865	18.2	320/AA/A
1015234	205/50ZR17	XL	93Y	BSW	5.5-7.5	50	1,433	24.9	8.8	10.0	834	19.3	320/AA/A
1015401	215/45ZR17	XL	91Y	BSW	7.0-8.0	50	1,356	24.4	8.7	10.0	851	19.4	320/AA/A
1015690	215/50ZR17	XL	95W	BSW	6.0-7.5	50	1,521	25.3	9.4	10.0	821	21.8	320/AA/A
1015402	225/45ZR17	XL	94Y	BSW	7.0-8.5	50	1,477	24.7	9.2	10.0	840	20.3	320/AA/A
1015689	225/50ZR17	XL	98Y	BSW	6.0-8.0	50	1,653	25.7	9.7	10.0	809	23.1	320/AA/A
1015237	235/45ZR17	XL	97Y	BSW	7.5-9.0	50	1,609	25.1	9.6	10.0	827	22.9	320/AA/A
1015239	245/40ZR17	XL	95Y	BSW	8.0-9.5	50	1,521	24.5	10.1	10.0	848	22.0	320/AA/A
1015240	245/45ZR17	XL	99Y	BSW	7.5-9.0	50	1,709	25.5	9.9	10.0	814	24.0	320/AA/A
1015413	255/40ZR17	XL	98Y	BSW	8.5-10.0	50	1,653	24.8	10.6	10.0	837	23.2	320/AA/A
18													
1015242	215/40ZR18	XL	89Y	BSW	7.0-8.5	50	1,279	24.6	8.9	10.0	846	18.8	320/AA/A
1015243	215/45ZR18	XL	93Y	BSW	7.0-8.0	50	1,433	25.4	8.7	10.0	817	19.9	320/AA/A
1015414	225/40ZR18	XL	92Y	BSW	7.5-9.0	50	1,389	24.9	9.4	10.0	833	21.9	320/AA/A
1015415	225/45ZR18	XL	95Y	BSW	7.0-8.5	50	1,521	25.7	9.2	10.0	807	22.3	320/AA/A
1015416	235/40ZR18	XL	95Y	BSW	8.0-9.5	50	1,521	25.2	9.8	10.0	825	22.6	320/AA/A
1015247	235/50ZR18	XL	101Y	BSW	6.5-8.5	50	1,819	27.1	10.0	10.0	767	25.9	320/AA/A
1015248	245/35ZR18	XL	92Y	BSW	8.0-9.5	50	1,389	24.6	10.0	10.0	846	21.8	320/AA/A
1015250	245/45ZR18	XL	100Y	BSW	7.5-9.0	50	1,764	26.4	9.9	10.0	786	23.0	320/AA/A
1015418	245/40ZR18	XL	97Y	BSW	8.0-9.5	50	1,609	25.5	10.1	10.0	815	25.2	320/AA/A
1015251	255/35ZR18	XL	94Y	BSW	8.5-10.0	50	1,477	24.8	10.6	10.0	838	21.5	320/AA/A
1015252	255/40ZR18	XL	99Y	BSW	8.5-10.0	50	1,709	25.8	10.6	10.0	805	24.2	320/AA/A
1015253	255/45ZR18	XL	103Y	BSW	8.0-9.5	50	1,929	26.8	10.4	10.0	774	26.0	320/AA/A
1015417	265/35ZR18	XL	97Y	BSW	9.0-10.5	50	1,609	25.1	11.0	10.0	827	24.3	320/AA/A
1015255	265/40ZR18	XL	101Y	BSW	9.0-10.5	50	1,819	26.1	11.0	10.0	795	26.1	320/AA/A
1015256	275/35ZR18	XL	99Y	BSW	9.0-11.0	50	1,709	25.3	11.2	10.0	820	25.4	320/AA/A
1015257	275/40ZR18	XL	103Y	BSW	9.0-11.0	50	1,929	26.4	11.3	10.0	786	26.9	320/AA/A
1015258	285/35ZR18	XL	101Y	BSW	9.5-11.0	50	1,819	25.6	11.7	10.0	810	26.1	320/AA/A
19													
1015281	225/35ZR19	XL	88Y	BSW	7.5-9.0	50	1,235	25.0	9.4	10.0	831	21.8	320/AA/A
1015282	225/40ZR19	XL	93Y	BSW	7.5-9.0	50	1,433	25.9	9.4	10.0	803	22.2	320/AA/A
1015283	225/45ZR19	XL	96Y	BSW	7.0-8.5	50	1,565	26.7	9.2	10.0	777	23.3	320/AA/A
1015419	235/35ZR19	XL	91Y	BSW	8.0-9.5	50	1,356	25.2	9.8	10.0	823	22.1	320/AA/A
1015285	245/35ZR19	XL	93Y	BSW	8.0-9.5	50	1,433	25.6	10.0	10.0	813	22.7	320/AA/A
1015286	245/40ZR19	XL	98Y	BSW	8.0-9.5	50	1,653	26.5	10.1	10.0	784	24.3	320/AA/A
1015287	245/45ZR19	XL	102Y	BSW	7.5-9.0	50	1,874	27.4	9.9	10.0	757	26.2	320/AA/A
1015288	255/30ZR19	XL	91Y	BSW	8.5-9.5	50	1,356	24.8	10.9	10.0	836	22.6	320/AA/A
1015420	255/35ZR19	XL	96Y	BSW	8.5-10.0	50	1,565	25.8	10.5	10.0	805	24.9	320/AA/A
1015290	255/40ZR19	XL	100Y	BSW	8.5-10.0	50	1,764	26.8	10.6	10.0	775	25.4	320/AA/A
1015291	255/45ZR19	XL	104Y	BSW	8.0-9.5	50	1,984	27.8	10.4	10.0	746	27.3	320/AA/A
1015292	265/30ZR19	XL	93Y	BSW	9.0-10.0	50	1,433	25.1	10.9	10.0	828	23.5	320/AA/A
1015293	265/35ZR19	XL	98Y	BSW	9.0-10.5	50	1,653	26.1	11.0	10.0	796	25.4	320/AA/A
1015294	275/30ZR19	XL	96Y	BSW	9.0-10.0	50	1,565	25.3	11.5	10.0	820	25.1	320/AA/A
1015295	275/35ZR19	XL	100Y	BSW	9.0-11.0	50	1,764	26.3	11.2	10.0	789	26.5	320/AA/A
1015296	275/40ZR19	XL	105Y	BSW	9.0-11.0	50	2,039	27.4	11.3	10.0	757	28.1	320/AA/A
1015297	285/30ZR19	XL	98Y	BSW	9.5-10.5	50	1,653	25.6	12.0	10.0	813	26.1	320/AA/A
1015298	285/35ZR19	XL	103Y	BSW	9.5-11.0	50	1,929	26.7	11.7	10.0	779	27.2	320/AA/A
1015299	295/30ZR19	XL	100Y	BSW	10.0-11.0	50	1,764	25.8	12.3	10.0	805	27.2	320/AA/A
1015300	305/30ZR19	XL	102Y	BSW	10.5-11.5	50	1,874	26.0	12.6	10.0	798	28.4	320/AA/A
1015301	325/30ZR19	XL	105Y	BSW	11.0-12.0	50	2,039	26.5	13.7	10.0	784	30.7	320/AA/A
20													
1015364	245/30ZR20	XL	90Y	BSW	8.0-9.0	50	1,323	25.7	10.2	10.0	807	23.9	320/AA/A
1015365	245/35ZR20	XL	95Y	BSW	8.0-9.5	50	1,521	26.6	10.0	10.0	782	24.0	320/AA/A
1015366	245/40ZR20	XL	99Y	BSW	8.0-9.5	50	1,709	27.5	10.1	10.0	755	25.3	320/AA/A
1015367	245/45ZR20	XL	103Y	BSW	7.5-9.0	50	1,929	28.4	9.9	10.0	730	27.1	320/AA/A
1015368	255/30ZR20	XL	92Y	BSW	8.5-9.5	50	1,389	25.8	10.9	10.0	804	24.2	320/AA/A
1015369	255/35ZR20	XL	97Y	BSW	8.5-10.0	50	1,609	26.8	10.5	10.0	775	25.3	320/AA/A
1015370	255/45ZR20	XL	105Y	BSW	8.0-9.5	50	2,039	28.8	10.4	10.0	720	28.4	320/AA/A
1015371	275/30ZR20	XL	97Y	BSW	9.0-10.0	50	1,609	26.3	11.5	10.0	789	25.9	320/AA/A
1015372	275/35ZR20	XL	102Y	BSW	9.0-11.0	50	1,874	27.3	11.2	10.0	760	27.6	320/AA/A
1017382	275/40ZR20	XL	106Y	BSW	9.0-11.0	50	2,094	28.4	11.3	10.0	730	29.3	320/AA/A
1015373	285/30ZR20	XL	99Y	BSW	9.5-10.5	50	1,709	26.6	12.0	10.0	782	27.3	320/AA/A
1015374	305/25ZR20	XL	97Y	BSW	10.5-11.5	50	1,609	25.8	12.9	10.0	804	28.8	320/AA/A
21													
1015375	245/35ZR21	XL	96Y	BSW	8.0-9.5	50	1,565	27.5	10.0	10.0	754	25.0	320/AA/A
1015758	275/30ZR21	XL	98Y	BSW	9.0-10.0	50	1,653	27.3	11.5	10.0	760	26.6	320/AA/A

Technical data subject to change without prior notice.

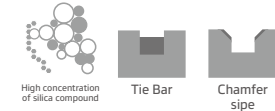
XL : Extra Load BSW : Black Sidewall WSW : White Sidewall OWL : Outlined White Letters RWL : Raised White Letters

VENTUS S1 AS

Ultra-High performance All-Season



Technology icons



Performance icons



Warranties



Technical profile

Speed Symbol : V, W, Y
 Tread Width: 205-315
 Series : 30-55 Series
 Inch : 16-22
 UTQG : 560/AA/A



The ideal for year-round Sport Performance all conditions
 Ventus S1 AS provides enhanced driving throughout the winter and exceptional traction in both wet and dry conditions.



Ultra-High Performance All-Season

Ventus S1 AS

S-Code	Size	LI/SS	Sidewall	Rim Width Range	Max. Load		Overall Diameter	Section Width	Tread Depth	Revs/ Mile	Weight	UTQG	OE	Tech
					psi	lbs								
16														
1028504	205/55ZR16	SL	91W	BSW	5.5-7.5	51	1,356	24.7	8.7	10.0	841	19.2	560/AA/A	
17														
1028505	205/50ZR17	XL	93W	BSW	5.5-7.5	50	1,433	24.9	8.9	10.0	833	19.7	560/AA/A	
1028506	215/45ZR17	XL	91W	BSW	7.0-8.0	50	1,356	24.5	8.7	10.0	848	19.0	560/AA/A	
1028507	215/50ZR17	XL	95W	BSW	6.0-7.5	50	1,521	25.3	9.2	10.0	820	21.5	560/AA/A	
1026066	215/55ZR17	SL	94W	BSW	6.0-7.5	51	1,477	26.1	9.1	10.0	795	22.1	560/AA/A	
1028508	225/45ZR17	XL	94Y	BSW	7.0-8.5	50	1,477	24.8	9.2	10.0	839	20.6	560/AA/A	
1028509	225/50ZR17	XL	98W	BSW	6.0-8.0	50	1,653	25.7	9.6	10.0	808	22.7	560/AA/A	
1028510	225/55ZR17	SL	97W	BSW	6.0-8.0	51	1,609	26.5	9.3	10.0	783	23.6	560/AA/A	
1028656	235/45ZR17	XL	97W	BSW	7.5-9.0	50	1,609	25.2	9.6	10.0	826	22.8	560/AA/A	
1028512	235/50ZR17	SL	96W	BSW	6.5-8.5	51	1,565	26.1	10.1	10.0	797	23.6	560/AA/A	
1028513	235/55ZR17	SL	99W	BSW	6.5-8.5	51	1,709	26.9	9.9	10.0	771	24.8	560/AA/A	
1028514	245/40ZR17	SL	91W	BSW	8.0-9.5	51	1,356	24.6	10.1	10.0	845	21.1	560/AA/A	
1028515	245/45ZR17	XL	99Y	BSW	7.5-9.0	50	1,709	25.5	9.9	10.0	815	23.7	560/AA/A	
18														
1028516	215/40ZR18	XL	89Y	BSW	7.0-8.5	50	1,279	24.6	8.9	10.0	844	19.5	560/AA/A	
1028517	215/45ZR18	XL	93Y	BSW	7.0-8.0	50	1,433	25.5	8.7	10.0	815	20.6	560/AA/A	
1028518	225/40ZR18	XL	92Y	BSW	7.5-9.0	50	1,389	24.9	9.4	10.0	833	22.3	560/AA/A	
1028519	225/45ZR18	XL	95Y	BSW	7.0-8.5	50	1,521	25.7	9.2	10.0	807	22.3	560/AA/A	
1028520	225/50ZR18	SL	95W	BSW	6.0-8.0	51	1,521	26.7	9.6	10.0	778	23.3	560/AA/A	
1026893	225/55R18	XL	102H	BSW	6.0-8.0	50	1,874	27.8	10.0	9.5	747	26.5	620/A/A	BMW X1 ('22-'26)
1028522	235/40ZR18	XL	95Y	BSW	8.0-9.5	50	1,521	25.2	9.8	10.0	823	22.7	560/AA/A	
1028880	235/40R18	SL	91W	BSW	8.0-9.5	51	1,356	25.1	9.9	9.0	826	24.4	560/A/A	HYUNDAI Elantra N line ('20-'26)
1025517	235/40R18	SL	91W	BSW	8.0-9.5	51	1,356	25.1	9.9	8.5	826	23.5	560/A/A	HYUNDAI Elantra ('20-'26)
1028523	235/45ZR18	XL	98W	BSW	7.5-9.0	50	1,653	26.1	9.6	10.0	794	24.0	560/AA/A	
1030060	235/45R18	XL	98V	BSW	7.5-9.0	50	1,653	26.4	10.0	8.5	788	24.5	560/A/A	TESLA Model 3 ('21-'28)
1028524	235/50ZR18	SL	97W	BSW	6.5-8.5	51	1,609	27.0	10.0	10.0	768	24.8	560/AA/A	
1028526	245/35ZR18	XL	92Y	BSW	8.0-9.5	50	1,389	24.6	10.1	10.0	844	21.9	560/AA/A	
1028527	245/40ZR18	XL	97Y	BSW	8.0-9.5	50	1,609	25.6	9.9	10.0	812	24.1	560/AA/A	
1026065	245/45ZR18	XL	100Y	BSW	7.5-9.0	50	1,764	26.5	9.9	10.0	783	26.0	560/AA/A	
1028528	245/50ZR18	SL	100W	BSW	7.0-8.5	51	1,764	27.4	10.5	10.0	757	26.4	560/AA/A	
1028529	245/55ZR18	SL	103W	BSW	7.0-8.5	51	1,929	28.3	10.4	10.0	733	29.2	560/AA/A	
1028530	255/35ZR18	XL	94Y	BSW	8.5-10.0	50	1,477	24.8	10.6	10.0	836	22.9	560/AA/A	
1028531	255/40ZR18	XL	99Y	BSW	8.5-10.0	50	1,709	25.8	10.6	10.0	804	25.0	560/AA/A	
1028532	255/45ZR18	SL	99W	BSW	8.0-9.5	51	1,709	26.9	10.4	10.0	774	25.7	560/AA/A	
1028533	265/35ZR18	XL	97Y	BSW	9.0-10.5	50	1,609	25.2	11.1	10.0	826	24.5	560/AA/A	
1028534	265/40ZR18	XL	101Y	BSW	9.0-10.5	50	1,819	26.1	11.0	10.0	794	26.4	560/AA/A	
19														
1028535	225/40ZR19	XL	93Y	BSW	7.5-9.0	50	1,433	25.9	9.4	10.0	801	21.8	560/AA/A	
1028536	225/45ZR19	XL	96Y	BSW	7.0-8.5	50	1,565	26.8	9.2	10.0	776	23.1	560/AA/A	
1028872	235/35ZR19	XL	91Y	BSW	8.0-9.5	50	1,356	25.4	9.9	10.0	819	23.2	560/AA/A	
1028537	235/40ZR19	XL	96W	BSW	8.0-9.5	50	1,565	26.3	9.8	10.0	791	23.0	560/AA/A	

Technical data subject to change without prior notice.

XL : Extra Load BSW : Black Sidewall WSW : White Sidewall OWL : Outlined White Letters RWL : Raised White Letters
 Mileage, Road Hazard, and 30 Day Free Trial warranties apply only to replacement tires. Original Equipment tires are excluded.

Tech : Hankook Innovative Technology HRS : Hankook Runflat System SOA : Sound Absorber SEG : Sealguard EV : Electric Vehicle

ventus S1AS

Ultra-High performance All-Season

Ultra-High Performance All-Season

Asymmetric Tread Pattern for All Conditions

INSIDE

Wet/Snow Road Conditions

A softened pattern design and stiffness of the inside enhances water evacuation and snow traction on the tire surface thereby reducing the risk of slipping on wet/snowy surfaces.

Our asymmetric tread pattern provides safety in all kinds of weather. The optimized and even stiffness of the pattern block ensures quiet interior noise throughout the tire's entire lifetime.


OUTSIDE

Dry Road Conditions

The rigid outer block is optimized to secure the steering grip performance required for dry cornering.

Drive confidently with our refined handling and steering performance.

Subjective dry handling test result



- ventus S1noble 2
- ventus S1AS

Wide Outside Block & High Stiffness

Dry handling performance is improved by the expanded outside shoulder block and increased lateral stiffness. A wider shoulder block ensures good dry handling performance, lateral stability, and steering response.



※ Above Internal result tested in 2020 (225/40R18)

- Conventional
- ventus S1AS



Ventus S1 AS

S-Code	Size	LI/SS	Sidewall	Rim Width Range	Max. Load		Overall Diameter	Section Width	Tread Depth	Revs/Mile	Weight	UTQG	OE	Tech
					psi	lbs								
19 cont...														
1028538	235/50ZR19	XL	103W	BSW	6.5-8.5	50	1,929	28.1	10.1	10.0	740	28.1	560/AA/A	
1028539	235/55ZR19	XL	105W	BSW	6.5-8.5	50	2,039	28.9	9.9	10.0	718	28.9	560/AA/A	
1028540	245/35ZR19	XL	93Y	BSW	8.0-9.5	50	1,433	25.6	10.1	10.0	810	23.6	560/AA/A	
1028541	245/40ZR19	XL	98Y	BSW	8.0-9.5	50	1,653	26.6	10.1	10.0	782	24.4	560/AA/A	
1028542	245/45ZR19	XL	102Y	BSW	7.5-9.0	50	1,874	27.5	9.9	10.0	756	26.8	560/AA/A	
1028543	245/50ZR19	XL	105W	BSW	7.0-8.5	50	2,039	28.5	10.5	10.0	730	29.3	560/AA/A	
1028544	255/35ZR19	XL	96Y	BSW	8.5-10.0	50	1,565	25.9	10.6	10.0	803	24.7	560/AA/A	
1028571	255/40ZR19	XL	100Y	BSW	8.5-10.0	50	1,764	26.9	10.6	10.0	774	25.9	560/AA/A	
1028545	255/45ZR19	XL	104W	BSW	8.0-9.5	50	1,984	27.9	10.4	10.0	745	28.1	560/AA/A	
1028546	265/35ZR19	XL	98Y	BSW	9.0-10.5	50	1,653	26.2	11.1	10.0	793	25.6	560/AA/A	
1028547	265/50ZR19	XL	110W	BSW	7.5-9.5	50	2,337	29.3	11.4	10.0	710	32.3	560/AA/A	
1028548	275/30ZR19	XL	96Y	BSW	9.0-10.0	50	1,565	25.4	11.5	10.0	817	27.1	560/AA/A	
1028873	275/35ZR19	XL	100Y	BSW	9.0-11.0	50	1,764	26.4	11.4	10.0	786	26.7	560/AA/A	
1028549	275/40ZR19	XL	105Y	BSW	9.0-11.0	50	2,039	27.5	11.3	10.0	756	30.0	560/AA/A	
1028550	275/45ZR19	XL	108W	BSW	8.5-10.5	50	2,205	28.5	11.1	10.0	728	31.7	560/AA/A	
1028551	285/30ZR19	XL	98Y	BSW	9.5-10.5	50	1,653	25.7	12.0	10.0	810	27.9	560/AA/A	
1028874	285/35ZR19	XL	103Y	BSW	9.5-11.0	50	1,929	26.7	11.8	10.0	778	29.6	560/AA/A	
1028552	285/40ZR19	SL	103Y	BSW	9.5-11.0	51	1,929	27.8	11.8	10.0	747	31.0	560/AA/A	
20														
1028877	235/35ZR20	XL	92Y	BSW	8.0-9.5	50	1,389	26.5	9.5	10.0	785	23.4	560/AA/A	
1028553	245/35ZR20	XL	95Y	BSW	8.0-9.5	50	1,521	26.6	10.1	10.0	780	24.2	560/AA/A	
1028554	245/40ZR20	XL	99Y	BSW	8.0-9.5	50	1,709	27.6	10.1	10.0	754	25.5	560/AA/A	
1028555	245/45ZR20	XL	103Y	BSW	7.5-9.0	50	1,929	28.5	9.9	10.0	730	28.4	560/AA/A	
1028556	255/35ZR20	XL	97Y	BSW	8.5-10.0	50	1,565	26.9	10.6	10.0	774	25.9	560/AA/A	
1028567	255/40ZR20	XL	101Y	BSW	8.5-10.0	50	1,819	27.8	10.6	10.0	746	27.2	560/AA/A	
1028557	255/45ZR20	XL	105W	BSW	8.0-9.5	50	2,039	28.9	10.4	10.0	720	30.0	560/AA/A	
1028558	265/35ZR20	XL	99Y	BSW	9.0-10.5	50	1,709	27.2	11.1	10.0	765	26.8	560/AA/A	
1028563	265/45ZR20	XL	108Y	BSW	8.5-10.0	50	2,205	29.1	10.8	10.0	713	31.5	560/AA/A	
1028875	275/30ZR20	XL	97Y	BSW	9.0-10.0	50	1,609	26.4	11.5	10.0	787	28.5	560/AA/A	
*1028876	275/35ZR20	XL	102Y	BSW	9.0-11.0	50	1,874	27.4	11.3	10.0	758	28.5	560/AA/A	
1028559	275/40ZR20	XL	106Y	BSW	9.0-11.0	50	2,094	28.5	11.3	10.0	730	31.0	560/AA/A	
1028564	275/45ZR20	XL	110Y	BSW	8.5-10.5	50	2,337	29.5	11.1	10.0	703	33.4	560/AA/A	
1028560	285/30ZR20	XL	99Y	BSW	9.5-10.5	50	1,709	26.6	12.0	10.0	780	29.0	560/AA/A	
1028561	285/35ZR20	SL	100Y	BSW	9.5-11.0	51	1,764	27.7	11.8	10.0	750	28.9	560/AA/A	
1032976	305/35ZR20	XL	107Y	BSW	10.0-12.0	50	2,149	28.3	12.2	10.0	734	32.3	560/AA/A	
1028562	315/35ZR20	XL	110Y	BSW	10.5-12.5	50	2,337	28.5	12.9	10.0	730	35.2	560/AA/A	
21														
1028878	245/35ZR21	XL	96Y	BSW	8.0-9.5	50	1,565	27.6	10.1	10.0	753	25.3	560/AA/A	
1028568	255/35ZR21	XL	98Y	BSW	8.5-10.0	50	1,653	27.8	10.6	10.0	746	27.0	560/AA/A	
1028879	265/35ZR21	XL	101Y	BSW	9.0-10.5	50	1,819	28.2	11.1	10.0	738	28.5	560/AA/A	
1028569	275/35ZR21	XL	103Y	BSW	9.0-11.0	50	1,929	28.4	11.4	10.0	732	30.3	560/AA/A	
22														
1028565	265/35ZR22	XL	102Y	BSW	9.0-10.5	50	1,874	29.2	11.1	10.0	712	30.4	560/AA/A	
1028566	285/35ZR22	XL	106Y	BSW	9.5-11.0	50	2,094	29.7	11.8	10.0	700	33.5	560/AA/A	

Technical data subject to change without prior notice.

XL : Extra Load BSW : Black Sidewall WSW : White Sidewall OWL : Outlined White Letters RWL : Raised White Letters

Mileage, Road Hazard, and 30 Day Free Trial warranties apply only to replacement tires. Original Equipment tires are excluded.

Tech : Hankook Innovative Technology HRS : Hankook Runflat System SOA : Sound Absorber SEG : Sealguard EV : Electric Vehicle

* Available in Q2

ventus V2 concept²

High performance All-Season

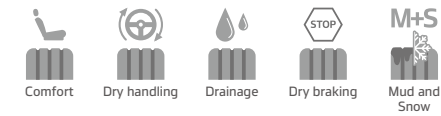
High Performance All-Season



Technology icons



Performance icons



Warranties



Technical profile

Speed Symbol : H, V, W
Tread Width: 195 -285
Series : 35-55
Inch : 15-20



Experience the pleasure of driving with a stylish and economical tire

Dynamic and technical tread design offers excellent handling performance to drivers who pursue their own style and uniqueness.



Ventus V2 concept²

S-Code	Size	LI/SS	Sidewall	Rim Width Range	Max. Load		Overall Diameter	Section Width	Tread Depth	Revs/ Mile	Weight	UTQG	
					psi	lbs							
15													
1014361	195/50R15	SL	82H	BSW	5.5-7.0	51	1,047	22.6	8.5	9.5	920	15.9	500/AA/A
1014376	205/50R15	SL	86H	BSW	5.5-7.5	51	1,168	22.9	8.9	9.5	905	16.6	500/AA/A
1014359	195/55R15	SL	85V	BSW	5.5-7.0	51	1,135	23.3	8.4	9.5	892	18.7	500/AA/A
16													
1014375	185/55R16	SL	83H	BSW	5.0-6.5	51	1,074	23.9	7.8	9.5	870	16.6	500/AA/A
1014367	205/45R16	SL	83V	BSW	6.5-7.5	51	1,074	23.2	8.4	9.5	897	17.9	500/AA/A
1014360	205/50R16	SL	87V	BSW	5.5-7.5	51	1,201	23.9	8.9	9.5	867	19.5	500/AA/A
1014358	205/55R16	XL	94V	BSW	5.5-7.5	50	1,477	24.7	8.7	9.5	840	20.5	500/AA/A
1014373	215/55R16	XL	97V	BSW	6.0-7.5	50	1,609	25.1	9.1	9.5	827	22.3	500/AA/A
1014369	225/50R16	SL	92V	BSW	6.0-8.0	51	1,389	24.8	9.7	9.5	837	21.8	500/AA/A
1014368	225/55R16	XL	99V	BSW	6.0-8.0	50	1,709	25.6	9.6	9.5	811	23.6	500/AA/A
1014372	245/50R16	SL	97H	BSW	7.0-8.5	51	1,609	25.6	10.4	9.5	811	23.9	500/AA/A
17													
1014378	205/40R17	XL	84V	BSW	7.0-8.0	50	1,102	23.3	8.7	9.5	891	18.0	500/AA/A
1014371	205/45R17	XL	88V	BSW	6.5-7.5	50	1,235	24.1	8.4	9.5	862	18.6	500/AA/A
1014370	205/50R17	XL	93V	BSW	5.5-7.5	50	1,433	25.0	8.8	9.5	832	19.4	500/AA/A
1014363	215/45R17	XL	91V	BSW	7.0-8.0	50	1,356	24.5	8.7	9.5	848	20.2	500/AA/A
1014362	215/50R17	SL	91V	BSW	6.0-7.5	51	1,356	25.4	9.4	9.5	819	22.0	500/AA/A
1027427	215/55R17	SL	94W	BSW	6.0-7.5	51	1,477	26.1	9.1	9.5	772	21.4	500/AA/A
1014365	225/45R17	XL	94V	BSW	7.0-8.5	50	1,477	24.8	9.2	9.5	837	21.2	500/AA/A
1014364	225/50R17	XL	98V	BSW	6.0-8.0	50	1,653	25.8	9.7	9.5	806	23.5	500/AA/A
1027428	225/55R17	XL	101W	BSW	6.0-8.0	50	1,819	26.6	9.3	9.5	757	25.0	500/AA/A
1014366	235/45R17	XL	97V	BSW	7.5-9.0	50	1,609	25.2	9.6	9.5	824	22.8	500/AA/A
1027429	235/50R17	SL	96W	BSW	6.5-8.5	51	1,565	26.1	10.1	9.5	772	23.9	500/AA/A
1027430	245/40R17	XL	95W	BSW	8.0-9.5	50	1,521	24.6	10.1	9.5	822	22.2	500/AA/A
1014379	245/45R17	SL	95V	BSW	7.5-9.0	51	1,521	25.5	9.9	9.5	814	24.2	500/AA/A
18													
1014377	215/45R18	XL	93V	BSW	7.0-8.0	50	1,433	25.5	8.7	9.5	815	19.8	500/AA/A
1015032	225/40R18	XL	92W	BSW	7.5-9.0	50	1,389	24.9	9.4	9.5	833	21.1	500/AA/A
1027431	225/45R18	XL	95W	BSW	7.0-8.5	50	1,521	25.8	9.2	9.5	783	22.4	500/AA/A
1027432	225/50R18	SL	95W	BSW	6.0-8.0	51	1,521	26.7	9.6	9.5	755	23.9	500/AA/A
1027433	235/40R18	XL	95W	BSW	8.0-9.5	50	1,521	25.2	9.8	9.5	800	21.7	500/AA/A
1027434	235/45R18	XL	98W	BSW	7.5-9.0	50	1,653	26.2	9.6	9.5	770	24.1	500/AA/A
1027435	235/50R18	XL	101W	BSW	6.5-8.5	50	1,819	27.2	10.1	9.5	743	25.7	500/AA/A
1027436	245/40R18	XL	97W	BSW	8.0-9.5	50	1,609	25.5	10.1	9.5	790	23.1	500/AA/A
1027437	245/45R18	XL	100W	BSW	7.5-9.0	50	1,764	26.5	9.9	9.5	761	25.3	500/AA/A
1027438	245/55R18	SL	103W	BSW	7.0-8.5	51	1,929	28.5	10.2	9.5	708	27.9	500/AA/A
1027439	255/35R18	XL	94W	BSW	8.5-10.0	50	1,477	24.8	10.6	9.5	813	21.1	500/AA/A
1027440	255/40R18	XL	99W	BSW	8.5-10.0	50	1,709	25.9	10.6	9.5	779	24.7	500/AA/A
19													
1027441	225/45R19	XL	96W	BSW	7.0-8.5	50	1,565	26.8	9.2	9.5	753	23.4	500/AA/A
1027442	245/40R19	XL	98W	BSW	8.0-9.5	50	1,653	26.6	10.1	9.5	759	24.9	500/AA/A
1027443	245/45R19	XL	102W	BSW	7.5-9.0	50	1,874	27.5	9.9	9.5	733	26.6	500/AA/A
1027444	255/35R19	XL	96W	BSW	8.5-10.0	50	1,565	25.9	10.6	9.5	780	23.4	500/AA/A
1027445	255/40R19	XL	100W	BSW	8.5-10.0	50	1,764	26.9	10.6	9.5	750	26.1	500/AA/A
20													
1027446	245/40R20	XL	99W	BSW	8.0-9.5	50	1,709	27.6	10.1	9.5	731	26.3	500/AA/A
1027447	245/45R20	XL	103W	BSW	7.5-9.0	50	1,929	28.5	9.9	9.5	707	27.7	500/AA/A
1027448	255/45R20	XL	105W	BSW	8.0-9.5	50	2,039	28.9	10.4	10.0	698	28.7	500/AA/A
1027449	275/40R20	XL	106W	BSW	9.0-11.0	50	2,094	28.5	11.3	9.5	707	30.9	500/AA/A

Technical data subject to change without prior notice.

XL : Extra Load BSW : Black Sidewall WSW : White Sidewall OWL : Outlined White Letters RWL : Raised White Letters


ION
Ventus
Kinergy
Dynapro
Vantra
Winter
Original Equipment

ventus S1 evo Z AS X

Engineered with motorsport technology



Performance icons



Warranties



Technical profile

Speed Symbol : W-(Y)
Tread Width: 235-315
Series : 35-60
Inch : 18-22
UTQG : 540, AA, A



reddot winner 2021

Ultra High Performance All-Season Tires for SUV

The Ventus S1 evo Z AS X provides ultimate handling at high-speeds, excellent traction in all-season conditions and uncompromised comfort for High-end and luxury SUVs.



Ultra high performance all-season tires for SUVs

Ventus S1 evo Z AS X

S-Code	Size	LI/SS	Sidewall	Rim Width Range	Max. Load		Overall Diameter	Section Width	Tread Depth	Revs/Mile	Weight	UTQG	
					psi	lbs							
18													
*1030265	235/60R18	XL	107W	BSW	6.5-8.5	50	2,149	29.1	9.8	9.5	713	28.9	540/AA/A
19													
*1030266	235/55R19	XL	105W	BSW	6.5-8.5	50	2,039	29.0	10.2	9.5	716	27.4	540/AA/A
*1030268	265/55R19	SL	109W	BSW	7.5-9.5	51	2,271	30.2	11.2	9.5	689	31.4	540/AA/A
*1033664	255/50ZR19	XL	107Y	BSW	7.0-9.0	50	2,149	28.9	10.8	9.0	719	32.2	540/AA/A
20													
*1030269	265/50R20	XL	111W	BSW	7.5-9.5	50	2,403	30.2	11.1	9.5	687	36.1	540/AA/A
*1032947	275/45ZR20	XL	110Y	BSW	8.5-10.5	50	2,337	29.6	11.1	9.0	701	33.6	540/AA/A
*1033666	255/50ZR20	XL	109Y	BSW	7.0-9.0	50	2,271	29.9	10.8	9.0	695	33.6	540/AA/A
*1033667	265/45ZR20	XL	108Y	BSW	8.5-10.0	50	2,205	29.2	10.8	9.0	712	31.8	540/AA/A
*1032945	255/45ZR20	XL	105Y	BSW	8.0-9.5	50	2,039	28.9	10.0	9.0	718	30.5	540/AA/A
*1032946	305/40ZR20	XL	112Y	BSW	10.0-12.0	50	2,469	29.4	12.2	9.0	707	35.6	540/AA/A
21													
*1030267	255/40R21	XL	102W	BSW	8.5-9.5	50	1,874	28.8	10.9	9.5	722	30.9	540/AA/A
*1030453	275/45ZR21	XL	(110Y)	BSW	8.5-10.5	50	2,337	30.6	11.1	9.0	678	35.0	540/AA/A
*1030454	285/40ZR21	XL	(109Y)	BSW	9.5-11.0	50	2,271	29.8	11.3	9.0	697	34.3	540/AA/A
*1030455	315/35ZR21	XL	(111Y)	BSW	10.5-12.5	50	2,403	29.4	12.5	9.0	706	37.2	540/AA/A
*1033797	265/40ZR21	XL	(105Y)	BSW	9.0-10.5	50	2,039	29.2	11.2	9.0	712	33.8	540/AA/A
*1032948	275/40ZR21	XL	107Y	BSW	9.0-11.0	50	2,149	29.5	11.3	9.0	704	34.4	540/AA/A
*1033670	295/35ZR21	XL	(107Y)	BSW	10.0-11.5	50	2,149	28.9	12.2	9.0	718	33.5	540/AA/A
22													
*1030270	265/40R22	XL	106W	BSW	9.0-10.5	50	2,094	30.2	11.3	9.5	688	35.7	540/AA/A
*1033796	275/40ZR22	XL	107Y	BSW	9.0-11.0	50	2,149	30.5	11.3	9.0	681	35.9	540/AA/A

Technical data subject to change without prior notice.

XL : Extra Load BSW : Black Sidewall WSW : White Sidewall OWL : Outlined White Letters RWL : Raised White Letters

* Available Q2 2023

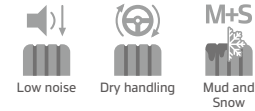
* Available Q3 2023

ventus ST

The ideal balance of all-season and ultra-high performance



Performance icons



Warranty icons



Technical profile

Speed Symbol : V, W
Tread Width: 255 -305
Series : 35-60
Inch : 17-22

Sporty all-season SUV tire with high-speed driving performance and stylish design

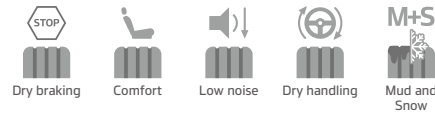
The Ventus ST is a high-performance tire designed for SUVs and sport trucks. Provides outstanding dry and wet performance, sturdy handling and improved mileage.

ventus AS

The ideal balance of all-season and ultra-high performance



Performance icons



Warranty icons



Technical profile

Speed Symbol : V
Tread Width: 275
Series : 55
Inch : 16

All-season SUV tire

The Ventus AS is designed to provide ride comfort, low noise, and all-season traction.

Ventus ST

S-Code	Size	LI/SS	Sidewall	Rim Width Range	Max. Load		Overall Diameter	Section Width	Tread Depth	Revs/ Mile	Weight	UTQG	
					psi	lbs							
17													
1004322	255/50R17	SL	101W	BSW	7.0-9.0	51	1,819	27.0	10.6	10.5	770	30.3	420/A/A
1003968	275/60R17	SL	110V	BSW	7.5-9.5	44	2,337	30.0	11.4	10.0	693	36.7	420/A/A
18													
1004324	295/45R18	SL	108V	BSW	9.5-11.0	51	2,205	28.4	11.9	10.5	732	34.3	420/A/A
20													
1004328	275/40R20	XL	106W	BSW	9.0-11.0	50	2,094	28.6	11.1	10.0	727	33.1	420/A/A
1004296	275/45R20	XL	109V	BSW	8.5-10.5	50	2,271	29.7	10.9	10.0	700	34.7	420/A/A
1004295	275/55R20	XL	117V	BSW	7.5-9.5	50	2,833	31.8	11.4	10.0	653	39.9	420/A/A
1004231	295/45R20	XL	114V	BSW	9.5-11.0	50	2,601	30.3	12.0	10.0	685	38.0	420/A/A
22													
1004914	265/35R22	XL	102W	BSW	9.0-10.5	50	1,874	29.2	10.9	10.5	711	32.0	420/A/A
1007457	265/40R22	XL	106V	BSW	9.0-10.5	50	2,094	30.2	10.9	10.5	687	34.1	420/A/A
1008409	275/45R22	XL	112V	BSW	8.5-10.5	50	2,469	31.7	10.9	10.0	656	37.4	420/A/A
1007301	285/45R22	XL	114V	BSW	9.0-10.5	50	2,601	32.0	11.4	10.5	650	40.7	420/A/A
1005412	305/40R22	XL	114V	BSW	10.0-12.0	50	2,601	31.5	12.5	10.0	659	39.7	420/A/A
1004712	305/45R22	XL	118V	BSW	9.5-11.5	50	2,910	32.7	12.1	10.0	635	42.5	420/A/A

Technical data subject to change without prior notice.

XL : Extra Load BSW : Black Sidewall WSW : White Sidewall OWL : Outlined White Letters RWL : Raised White Letters

Ventus AS

S-Code	Size	LI/SS	Sidewall	Rim Width Range	Max. Load		Overall Diameter	Section Width	Tread Depth	Revs/ Mile	Weight	UTQG	
					psi	lbs							
17													
1007771	275/55R17	SL	109V	BSW	7.5-9.5	44	2,271	28.8	11.4	10.5	721	35.1	420/A/A

Technical data subject to change without prior notice.

XL : Extra Load BSW : Black Sidewall WSW : White Sidewall OWL : Outlined White Letters RWL : Raised White Letters



HANKOOK
driving emotion



KINERGY

Kinergy provides stable driving across diverse climates and road conditions, and is the first sustainable tire in the industry to obtain an ISCC PLUS, an international certification for eco-friendly materials. A winner in the world's leading magazine test, the tire is gaining an impressive reputation as an optimal for multi-performance.

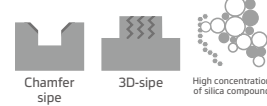


Available in Second Half of 2023



Available in Second Half of 2023

Technology icons



Performance icons



Technical profile

Speed Symbol : H, V
Tread Width : 205-255
Series : 40-60
Inch : 16-20



* Warranty info to be determined

Comfortable driving from your everyday to your day-off

Kinergy XP is a grand touring tire that delivers a long-lasting, comfortable ride and year-round driving confidence. Kinergy XP ensures enhanced quietness, reliable longevity and outstanding grip control.



Kinergy XP

S-Code	Size	LI/SS	Sidewall	Rim Width Range	Max. Load		Overall Diameter	Section Width	Tread Depth	Revs/ Mile	Weight	UTQG	
					psi	lbs							
16													
1032024	205/55R16	SL	91V	BSW	5.5-7.5	51	1,356	24.7	8.7	10.0	842	18.4	720/A/A
1032025	205/60R16	SL	92V	BSW	5.5-7.5	51	1,389	25.5	8.7	10.0	816	20.0	720/A/A
1032026	215/55R16	XL	97H	BSW	6.0-7.5	50	1,609	25.1	9.1	10.0	829	21.2	720/A/A
1032027	215/60R16	SL	95V	BSW	6.0-7.5	51	1,521	25.9	9.0	10.0	801	20.1	720/A/A
17													
1032028	205/50R17	XL	93V	BSW	5.5-7.5	50	1,433	24.9	8.9	10.0	833	20.0	720/A/A
1032029	205/55R17	SL	91H	BSW	5.5-7.5	51	1,356	25.7	8.7	10.0	808	20.0	720/A/A
1032030	215/45R17	XL	91V	BSW	7.0-8.0	50	1,356	24.5	8.4	10.0	847	19.9	720/A/A
1032031	215/50R17	XL	95V	BSW	6.0-7.5	50	1,521	25.3	9.4	10.0	820	21.4	720/A/A
1032032	215/55R17	SL	94V	BSW	6.0-7.5	51	1,477	26.2	9.1	10.0	794	21.7	720/A/A
1032033	225/45R17	XL	94V	BSW	7.0-8.5	50	1,477	24.8	8.9	10.0	838	19.9	720/A/A
1032034	225/50R17	SL	94V	BSW	6.0-8.0	51	1,477	25.7	9.7	10.0	808	21.0	720/A/A
1032035	225/55R17	SL	97V	BSW	6.0-8.0	51	1,609	26.5	9.4	10.0	783	23.8	720/A/A
1032036	225/60R17	SL	99H	BSW	6.0-8.0	51	1,709	27.4	9.3	10.0	757	25.3	720/A/A
1032037	235/45R17	XL	97V	BSW	7.5-9.0	50	1,609	25.2	9.3	10.0	825	22.7	720/A/A
1032038	235/50R17	SL	96V	BSW	6.5-8.5	51	1,565	26.1	10.1	10.0	797	23.4	720/A/A
1032039	235/55R17	SL	99H	BSW	6.5-8.5	51	1,709	26.9	9.8	10.0	771	24.6	720/A/A
18													
1032040	215/45R18	SL	89V	BSW	7.0-8.0	51	1,279	25.5	8.4	10.0	816	20.0	720/A/A
1032041	215/55R18	SL	95H	BSW	6.0-7.5	51	1,521	27.0	9.1	10.0	768	22.5	720/A/A
1032042	225/40R18	XL	92V	BSW	7.5-9.0	50	1,389	24.9	9.1	10.0	833	20.3	720/A/A
1032043	225/45R18	XL	95V	BSW	7.0-8.5	50	1,521	25.8	8.9	10.0	806	21.9	720/A/A
1032044	225/50R18	XL	99V	BSW	6.0-8.0	50	1,709	26.7	9.7	10.0	778	24.3	720/A/A
1032045	225/55R18	SL	98V	BSW	6.0-8.0	51	1,653	27.5	9.4	10.0	755	25.0	720/A/A
1032046	225/60R18	SL	100V	BSW	6.0-8.0	51	1,764	28.4	9.3	10.0	732	26.1	720/A/A
1032047	235/40R18	XL	95V	BSW	8.0-9.5	50	1,521	25.3	9.5	10.0	822	21.8	720/A/A
1032048	235/45R18	SL	94V	BSW	7.5-9.0	51	1,477	26.1	9.3	10.0	795	22.0	720/A/A
1032049	235/60R18	XL	107V	BSW	6.5-8.5	50	2,149	29.0	9.6	10.0	717	28.3	720/A/A
1032050	245/40R18	XL	97V	BSW	8.0-9.5	50	1,609	25.6	9.8	10.0	812	23.8	720/A/A
1032051	245/45R18	XL	100V	BSW	7.5-9.0	50	1,764	26.5	9.6	10.0	784	25.1	720/A/A
1032052	245/50R18	SL	100V	BSW	7.0-8.5	51	1,764	27.4	10.6	10.0	757	25.4	720/A/A
19													
1032053	225/40R19	XL	93V	BSW	7.5-9.0	50	1,433	26.0	9.1	10.0	800	21.4	720/A/A
1032017	225/55R19	SL	99V	BSW	6.0-8.0	51	1,709	28.5	9.4	10.0	728	26.1	720/A/A
1032018	235/40R19	XL	96V	BSW	8.0-9.5	50	1,565	26.3	9.5	10.0	790	23.1	720/A/A
1032019	235/45R19	SL	95H	BSW	7.5-9.0	51	1,521	27.2	9.3	10.0	765	23.5	720/A/A
1032020	245/40R19	XL	98V	BSW	8.0-9.5	50	1,656	26.6	9.8	10.0	781	24.9	720/A/A
1032021	245/45R19	XL	102V	BSW	7.5-9.0	50	1,874	27.4	9.6	10.0	757	26.1	720/A/A
1032022	255/40R19	XL	100V	BSW	8.5-10.0	50	1,764	26.9	10.2	10.0	773	25.3	720/A/A
1032023	255/45R19	XL	104V	BSW	8.0-9.5	50	1,984	27.9	10.1	10.0	744	28.5	720/A/A
20													
1032013	245/40R20	XL	99V	BSW	8.0-9.5	50	1,709	27.6	9.8	10.0	753	25.2	720/A/A
1032014	245/45R20	SL	99V	BSW	7.5-9.0	51	1,709	28.5	9.6	10.0	730	27.0	720/A/A
1032015	245/50R20	SL	102V	BSW	7.0-8.5	51	1,874	29.6	10.5	10.0	703	29.8	720/A/A
1032016	255/45R20	XL	105V	BSW	8.0-9.5	50	2,039	28.9	10.1	10.0	720	29.8	720/A/A

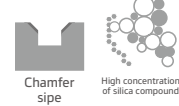
Technical data subject to change without prior notice.

XL : Extra Load BSW : Black Sidewall WSW : White Sidewall OWL : Outlined White Letters RWL : Raised White Letters

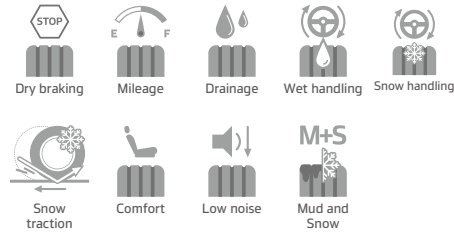
ION
Ventus
Kinergy
DynaPro
Vantra
Winter
Original Equipment



Technology icons



Performance icons



Warranties



Technical profile

Speed symbol : T, H, V, W
Series : 40-65
Inch : 15-19



* RE Only

Premium Grand Touring All-Season tire for all roads

Kinergy GT satisfies the strict performance requirements of automakers. This is outstanding in all aspects including wet, dry, winter performance. Also, it provides a quiet and comfortable driving experience.



Kinergy GT

S-Code	Size	LI/SS	Sidewall	Rim Width Range	Max. Load		Overall Diameter	Section Width	Tread Depth	Revs/Mile	Weight	UTQG	OE	Tech
					psi	lbs								
15														
1022094	185/65R15	SL	88H	BSW	5.0-6.5	51	1,235	24.4	7.8	9.0	850	16.7	500/A/A	HYUNDAI Venue ('19-'25)
1016154	185/65R15	SL	88H	BSW	5.0-6.5	51	1,235	24.3	7.8	10.0	854	16.8	540/A/A	
1016156	195/65R15	SL	91H	BSW	5.5-7.0	51	1,356	24.9	8.2	10.0	834	17.9	540/A/A	
1015532	195/65R15	SL	91T	BSW	5.5-7.0	51	1,356	24.7	8.4	9.5	840	16.9	540/A/A	HYUNDAI Elantra ('15-'18)
1024032	195/65R15	SL	91H	BSW	5.5-7.0	51	1,356	24.8	8.3	8.5	838	16.9	540/A/A	HYUNDAI Elantra ('20-'26)
16														
1021366	195/60R16	SL	89H	BSW	5.5-7.0	51	1,279	25.1	8.6	10.0	827	19.9	540/A/A	
1014871	205/55R16	SL	91H	BSW	5.5-7.5	51	1,356	24.8	6.4	10.0	837	20.4	540/A/A	VOLKSWAGEN Golf/Jetta ('15-'19)
1016295	205/55R16	SL	91H	BSW	5.5-7.5	51	1,356	24.8	9.1	8.5	839	18.4	520/B/A	CHEVROLET Cruz ('16-'19)
1015534	205/55R16	SL	91H	BSW	5.5-7.5	51	1,356	24.8	8.9	9.5	837	18.5	540/A/A	HYUNDAI Elantra ('15-'18)
1022888	205/55R16	SL	91H	BSW	5.5-7.5	51	1,356	24.9	8.9	9.5	834	18.5	500/A/A	TOYOTA Corolla ('19-'24)
1019647	205/60R16	SL	92H	BSW	5.5-7.5	51	1,389	25.8	8.6	9.5	806	19.6	500/A/A	HYUNDAI Kona ('17-'23), KIA Soul ('18-'23)
1020211	205/60R16	SL	92H	BSW	5.5-7.5	51	1,389	25.7	8.8	10.0	807	20.8	500/B/A	VOLKSWAGEN Jetta ('17-'20)
1022795	205/60R16	SL	92H	BSW	5.5-7.5	51	1,389	25.8	8.7	9.5	804	20.3	500/A/A	NISSAN Sentra ('19-'24)
1021370	205/60R16	SL	92V	BSW	5.5-7.5	51	1,389	25.6	8.9	10.0	811	23.0	540/A/A	
1015397	205/65R16	SL	95H	BSW	5.5-7.5	51	1,521	26.2	8.5	10.0	793	21.9	500/A/A	HYUNDAI Sonata ('14-'18), KIA Optima ('15-'19)
1015886	215/55R16	SL	93H	BSW	6.0-7.5	51	1,433	25.1	9.1	9.5	827	20.4	500/A/A	HONDA Civic_4DR ('15-'24)
1020876	215/55R16	SL	93H	BSW	6.0-7.5	51	1,433	25.1	9.1	9.5	827	21.5	500/A/A	HONDA Civic_5DR ('21-'24)
1015790	215/60R16	SL	95V	BSW	6.0-7.5	51	1,521	26.0	9.0	10.0	798	22.0	540/A/A	
1014971	215/60R16	SL	95T	BSW	6.0-7.5	51	1,521	26.2	8.9	10.0	793	23.4	540/A/A	VOLKSWAGEN Passat/Beetle ('14-'19)
1020898	215/60R16	SL	95H	BSW	6.0-7.5	51	1,521	26.2	8.9	10.0	793	21.5	500/A/A	NISSAN Altima ('18-'24)
1021358	215/65R16	SL	98H	BSW	6.0-7.5	51	1,653	27.0	9.1	10.0	770	23.9	540/A/A	
1021931	215/65R16	SL	98H	BSW	6.0-7.5	51	1,653	27.0	9.0	10.0	769	25.1	460/B/A	CHEVROLET Trailblazer ('20-'21)
1021373	225/60R16	SL	98H	BSW	6.0-8.0	51	1,653	26.5	9.6	10.0	783	25.4	540/A/A	
1016159	225/60R16	SL	98V	BSW	6.0-8.0	51	1,653	26.5	9.4	10.0	784	24.2	540/A/A	
1021374	225/65R16	SL	100H	BSW	6.0-8.0	51	1,764	27.4	9.4	10.0	758	26.0	540/A/A	
17														
1020212	205/55R17	SL	91H	BSW	5.5-7.5	51	1,356	25.9	9.2	10.0	803	20.9	500/B/A	VOLKSWAGEN Jetta ('17-'20)
1016160	215/45R17	XL	91V	BSW	7.0-8.0	50	1,356	24.5	8.7	10.0	848	19.5	540/A/A	
1016161	215/50R17	XL	95V	BSW	6.0-7.5	50	1,521	25.4	9.4	10.0	819	22.9	540/A/A	
1016785	215/55R17	SL	94V	BSW	6.0-7.5	51	1,477	26.1	9.3	10.0	795	22.5	500/A/A	HYUNDAI Sonata ('14-'19)
1020513	215/55R17	SL	94V	BSW	6.0-7.5	51	1,477	26.2	9.3	10.0	793	23.0	500/A/A	HYUNDAI Kona ('17-'20), KIA Soul ('18-'23)
1014972	215/55R17	SL	94H	BSW	6.0-7.5	51	1,477	26.3	9.4	10.0	789	22.5	540/A/A	VOLKSWAGEN Passat/Beetle ('14-'19)
1025644	215/55R17	SL	94V	BSW	6.0-7.5	51	1,477	26.2	9.3	9.5	793	22.9	500/A/A	HYUNDAI Kona ('20-'23)
1025718	215/60R17	SL	96H	BSW	6.0-7.5	51	1,565	27.1	9.1	8.5	766	23.2	480/A/A	HONDA HR-V ('22-'27)
1014872	225/45R17	SL	91H	BSW	7.0-8.5	51	1,356	24.9	9.3	10.0	835	21.8	540/A/A	VOLKSWAGEN Golf ('14-'18)
1015535	225/45R17	SL	91W	BSW	7.0-8.5	51	1,356	24.9	9.2	10.0	836	20.5	540/A/A	HYUNDAI Elantra ('15-'18)
1024034	225/45R17	SL	91W	BSW	7.0-8.5	51	1,356	24.8	9.2	8.5	839	20.6	540/A/A	HYUNDAI Elantra ('20-'26)
1028628	225/45R17	SL	91W	BSW	7.0-8.5	51	1,356	24.8	9.2	8.5	839	20.2	540/A/A	HYUNDAI Elantra HEV ('20-'26)
1017808	225/50R17	SL	94V	BSW	6.0-8.0	51	1,477	25.9	9.4	9.0	801	22.8	500/A/A	HONDA Accord ('17-'27)
1021372	225/55R17	SL	97V	BSW	6.0-8.0	51	1,609	26.6	10.0	10.0	779	26.1	540/A/A	

Technical data subject to change without prior notice.

XL : Extra Load BSW : Black Sidewall WSW : White Sidewall OWL : Outlined White Letters RWL : Raised White Letters

Mileage, Road Hazard, and 30 Day Free Trial warranties apply only to replacement tires. Original Equipment tires are excluded.


HRS Tires can be driven on up to 50 miles on a deflating or deflated tire at a top speed of 50 mph (subject to application and operating conditions).

Mileage, Road Hazard, and 30 Day Free Trial warranties do not apply to HRS Tires.


Tech : Hankook Innovative Technology HRS : Hankook Runflat System SOA : Sound Absorber SEG : Sealguard EV : Electric Vehicle

KINERGY GT


HANKOOK
driving emotion



Wet Performance



Winter Performance



Dry Performance

Premium Grand Touring All-Season/Runflat

Kinergy GT

S-Code	Size	LI/SS	Sidewall	Rim Width Range	Max. Load		Overall Diameter	Section Width	Tread Depth	Revs/Mile	Weight	UTQG	OE	Tech
					psi	lbs								
17 cont...														
1024767	225/55R17	SL	97H	BSW	6.0-8.0	51	1,609	26.7	9.7	8.5	779	24.3	540/A/A	VOLKSWAGEN Taos ('21-'25)
1015527	225/60R17	SL	99H	BSW	6.0-8.0	51	1,709	27.6	9.6	10.0	751	26.0	540/A/A	HYUNDAI Tucson ('15-'21), KIA Sportage ('15-'21)
1016164	235/45R17	SL	94H	BSW	7.5-9.0	51	1,477	25.2	9.6	10.0	824	21.7	540/A/A	
1016165	235/55R17	SL	99H	BSW	6.5-8.5	51	1,709	27.0	10.0	10.0	769	26.4	540/A/A	
1021376	235/55R17	SL	99W	BSW	6.5-8.5	51	1,709	27.1	10.0	10.0	767	27.3	540/A/A	
1019226	235/65R17	SL	104H	BSW	6.5-8.5	51	1,984	29.3	9.1	10.0	709	28.7	540/A/A	HONDA CR-V ('16-'27)
1021367	245/50R17	SL	99V	BSW	7.0-8.5	51	1,709	26.6	10.7	10.0	781	26.8	540/A/A	
1015891	P225/55R17	SL	95H	BSW	6.0-8.0	51	1,521	26.7	9.4	9.0	779	23.3	540/B/A	CHEVROLET Malibu ('16-'22)
18														
1022797	215/45R18	SL	89V	BSW	7.0-8.0	51	1,279	25.6	9.1	9.0	812	21.5	500/A/A	NISSAN Sentra ('19-'24)
1020213	225/45R18	SL	91H	BSW	7.0-8.5	51	1,356	25.9	9.4	10.0	802	21.1	540/B/A	VOLKSWAGEN Jetta ('17-'23)
1016166	225/45R18	SL	91V	BSW	7.0-8.5	51	1,356	25.8	9.2	10.0	805	22.1	540/A/A	
1021375	225/55R18	SL	98H	BSW	6.0-8.0	51	1,653	27.6	10.0	10.0	751	26.8	540/A/A	
1021933	225/55R18	SL	98H	BSW	6.0-8.0	51	1,653	27.6	9.6	10.0	751	26.7	700/B/A	CHEVROLET Trailblazer ('20-'26)
1025719	225/55R18	SL	98H	BSW	6.0-8.0	51	1,653	27.7	9.6	9.0	749	26.5	480/A/A	HONDA HR-V ('22-'27)
1021369	225/60R18	SL	100H	BSW	6.0-8.0	51	1,764	28.5	9.6	10.0	728	28.1	540/A/A	
1020853	235/45R18	SL	94V	BSW	7.5-9.0	51	1,477	26.3	9.6	10.0	790	24.4	540/A/A	TOYOTA Camry ('17-'24)
1014973	235/45R18	SL	94H	BSW	7.5-9.0	51	1,477	26.3	9.7	10.0	790	24.1	540/A/A	VOLKSWAGEN Passat/Beetle ('14-'19)
1031294	235/45R18	SL	94V	BSW	7.5-9.0	51	1,477	26.3	9.6	9.5	790	25.0	540/A/A	TESLA Model 3 ('21-'27)
1031546	235/45R18	SL	94V	BSW	7.5-9.0	51	1,477	26.3	9.6	9.5	790	25.6	540/A/A	TESLA Model 3 ('21-'27)
1017534	235/60R18	SL	103H	BSW	6.5-8.5	51	1,929	29.3	9.8	10.0	709	30.1	540/A/A	HONDA CR-V ('16-'22), ('21-'26)
1016167	245/45R18	SL	96V	BSW	7.5-9.0	51	1,565	26.5	9.9	10.0	783	25.5	540/A/A	
1022016	255/65R18	SL	111H	BSW	7.0-9.0	51	2,403	30.8	10.4	10.5	675	35.2	500/A/A	FORD Explorer ('19-'26)
19														
1021368	225/55R19	SL	99H	BSW	6.0-8.0	51	1,709	28.7	10.0	10.0	725	28.3	540/A/A	
1018940	235/40R19	SL	92V	BSW	8.0-9.5	51	1,389	26.3	9.8	10.0	791	25.3	500/A/A	NISSAN Altima ('18-'24)
1024217	235/50R19	SL	99H	BSW	6.5-8.5	51	1,709	28.2	10.2	10.0	736	28.1	500/A/A	CHEVROLET Equinox ('20-'25), GMC Terrain ('20-'25)
1016168	245/40R19	SL	94V	BSW	8.0-9.5	51	1,477	26.6	10.1	10.0	782	25.0	540/A/A	
1015528	245/45R19	SL	98H	BSW	7.5-9.0	51	1,653	27.4	10.0	10.0	759	27.7	540/A/A	HYUNDAI Tucson ('15-'21), KIA Sportage ('15-'21)

Kinergy GT Runflat

17															
1020496	205/55R17	SL	91H	BSW	5.5-7.5	51	1,356	25.9	8.7	9.5	803	24.5	500/A/A	MERCEDES BENZ A-Class/B-Class ('18-'25)	HRS
18															
1019371	225/60R18	XL	104H	BSW	6.0-8.0	50	1,984	28.6	9.5	9.5	726	36.1	500/A/A	BMW X3/X4 ('17-'24)	HRS

Technical data subject to change without prior notice.

XL : Extra Load BSW : Black Sidewall WSW : White Sidewall OWL : Outlined White Letters RWL : Raised White Letters

Mileage, Road Hazard, and 30 Day Free Trial warranties apply only to replacement tires. Original Equipment tires are excluded.

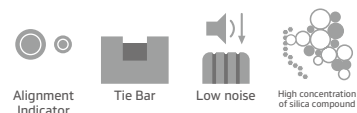
HRS Tires can be driven on up to 50 miles on a deflating or deflated tire at a top speed of 50 mph (subject to application and operating conditions).

Mileage and Road Hazard warranties do not apply to HRS Tires.

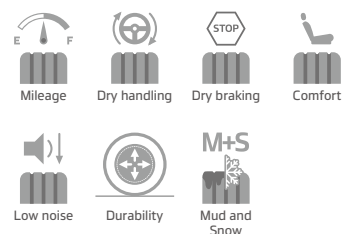
Tech : Hankook Innovative Technology HRS : Hankook Runflat System SOA : Sound Absorber SEG : Sealguard EV : Electric Vehicle




Technology icons



Performance icons



Warranties



Technical profile

Series : 40-75
 Inch : 15-19
 Speed symbol : T, H, V



The Premium touring all-season tire for long mileage

The Hankook Kinergy PT is a Premium Touring All-Season tire and offered with a No.1 "860/A/A" UTQG rating as well as an optimized 90,000 mileage warranty. Enhanced block stiffness and high structure and small particle size carbon provides low rolling resistance delivering high mileage to drivers.



Kinergy PT

S-Code	Size	LI/SS	Sidewall	Rim Width Range	Max. Load		Overall Diameter	Section Width	Tread Depth	Revs/ Mile	Weight	UTQG	
					psi	lbs							
15													
1025056	185/55R15	SL	82V	BSW	5.0-6.5	51	1,047	22.9	7.9	10.0	908	16.2	800/A/A
1021404	185/60R15	SL	84T	BSW	5.0-6.5	51	1,102	23.6	8.0	11.0	880	17.0	860/A/A
1025057	185/65R15	SL	88H	BSW	5.0-6.5	51	1,235	24.3	7.8	11.0	854	17.4	860/A/A
1025058	195/55R15	SL	85V	BSW	5.5-7.0	51	1,135	23.3	8.2	10.0	893	17.2	800/A/A
1021394	195/60R15	SL	88H	BSW	5.5-7.0	51	1,235	24.1	8.5	10.5	862	18.1	860/A/A
1021389	195/65R15	SL	91H	BSW	5.5-7.0	51	1,356	24.9	8.4	11.0	835	19.0	860/A/A
1021410	205/60R15	SL	91H	BSW	5.5-7.5	51	1,356	24.6	8.9	11.0	846	19.6	860/A/A
1023464	205/65R15	SL	94H	BSW	5.5-7.5	51	1,477	25.3	8.7	11.0	819	20.8	860/A/A
1021402	205/70R15	SL	96T	BSW	5.0-7.0	51	1,565	26.2	8.4	11.0	792	21.8	860/A/A
1023465	215/60R15	SL	94H	BSW	6.0-7.5	51	1,477	25.0	9.3	11.0	830	21.6	860/A/A
1021395	215/70R15	SL	98T	BSW	5.5-7.0	51	1,653	26.8	8.9	10.5	776	23.7	860/A/A
1021411	225/70R15	SL	100T	BSW	6.0-7.5	51	1,764	27.3	9.1	11.0	760	25.0	860/A/A
1021412	235/70R15	SL	103T	BSW	6.0-8.0	51	1,929	27.9	9.6	11.0	745	26.3	860/A/A
1021359	235/75R15	XL	109T	BSW	6.0-8.0	50	2,271	28.7	9.3	10.5	723	28.7	860/A/A
16													
1025059	185/55R16	SL	83H	BSW	5.0-6.5	51	1,074	23.9	7.9	11.0	870	17.6	860/A/A
1025060	195/55R16	SL	87V	BSW	5.5-7.0	51	1,202	24.3	8.2	10.0	856	18.4	800/A/A
1021390	205/55R16	SL	91H	BSW	5.5-7.5	51	1,356	24.8	8.9	11.0	838	20.1	860/A/A
1021398	205/60R16	SL	92H	BSW	5.5-7.5	51	1,389	25.6	8.9	10.5	813	21.0	860/A/A
1021391	205/65R16	SL	95H	BSW	5.5-7.5	51	1,521	26.3	8.7	11.0	788	22.2	860/A/A
1027450	205/70R16	SL	97H	BSW	5.0-7.0	51	1,609	27.3	8.2	11.0	762	23.6	860/A/A
1025061	215/55R16	SL	93H	BSW	6.0-7.5	51	1,433	25.1	9.2	11.0	827	21.1	860/A/A
1023419	215/60R16	SL	95H	BSW	6.0-7.5	51	1,521	26.0	9.1	11.0	798	23.1	860/A/A
1023466	215/65R16	SL	98H	BSW	6.0-7.5	51	1,653	26.9	9.0	11.0	772	24.8	860/A/A
1021387	225/60R16	SL	98H	BSW	6.0-8.0	51	1,653	26.5	8.4	11.0	784	25.5	860/A/A
1021386	225/65R16	SL	100T	BSW	6.0-8.0	51	1,764	27.4	9.3	11.0	759	25.2	860/A/A
1021406	235/60R16	SL	100H	BSW	6.5-8.5	51	1,764	27.0	9.9	11.0	770	26.2	860/A/A
1021392	235/65R16	SL	103T	BSW	6.5-8.5	51	1,929	27.9	9.7	11.0	744	26.9	860/A/A
17													
1025062	205/50R17	SL	93V	BSW	5.5-7.5	50	1,433	25.0	8.9	10.0	832	20.6	800/A/A
1025063	215/45R17	SL	87V	BSW	7.0-8.0	51	1,202	24.5	8.7	10.0	848	19.1	800/A/A
1025064	215/50R17	XL	95V	BSW	6.0-7.5	50	1,521	25.4	9.2	10.0	819	23.2	800/A/A
1025065	215/55R17	SL	94V	BSW	6.0-7.5	51	1,477	26.2	9.2	10.0	794	22.3	800/A/A
1021405	215/60R17	SL	96H	BSW	6.0-7.5	51	1,565	27.1	9.3	11.0	768	24.9	860/A/A
1021407	215/65R17	SL	99T	BSW	6.0-7.5	51	1,709	27.9	9.0	11.0	744	25.7	860/A/A
1025066	225/45R17	XL	94V	BSW	7.0-8.5	50	1,477	24.8	9.2	10.0	837	20.4	800/A/A
1025067	225/50R17	SL	94V	BSW	6.0-8.0	51	1,477	25.8	9.6	10.0	806	22.3	800/A/A
1021400	225/55R17	SL	97H	BSW	6.0-8.0	51	1,609	26.7	9.8	11.0	779	25.7	860/A/A
1021393	225/60R17	SL	99H	BSW	6.0-8.0	51	1,709	27.5	9.6	10.5	754	26.5	860/A/A
1021397	225/65R17	SL	102H	BSW	6.0-8.0	51	1,874	28.4	9.4	11.0	731	27.1	860/A/A
1025068	235/45R17	XL	97V	BSW	7.5-9.0	50	1,609	25.2	9.6	10.0	824	23.0	800/A/A
1025069	235/50R17	SL	96V	BSW	6.5-8.5	51	1,565	26.2	10.1	10.0	794	25.8	800/A/A

Technical data subject to change without prior notice.

XL : Extra Load BSW : Black Sidewall WSW : White Sidewall OWL : Outlined White Letters RWL : Raised White Letters


Tires with a "V" speed rating have a 75K mile warranty.

KINERGY PT


Long Mileage and Comfortable Ride



Dry Performance



Wet Performance



OFFICIAL TIRE OF
MAJOR LEAGUE
BASEBALL



™/© 2022 MLB



Kinergy PT

S-Code	Size	LI/SS	Sidewall	Rim Width Range	Max. Load		Overall Diameter	Section Width	Tread Depth	Revs/Mile	Weight	UTQG	
					psi	lbs							
17 cont...													
1025070	235/55R17	SL	99H	BSW	6.5-8.5	51	1,709	27.0	9.8	11.0	769	26.8	860/A/A
1021409	235/60R17	SL	102T	BSW	6.5-8.5	51	1,874	28.0	9.9	11.0	742	28.0	860/A/A
1025071	235/65R17	SL	104H	BSW	6.5-8.5	51	1,984	28.9	9.8	11.0	718	28.4	860/A/A
1025072	245/45R17	XL	99H	BSW	7.5-9.0	50	1,709	25.5	9.9	11.0	814	24.6	860/A/A
18													
1021408	215/55R18	SL	95H	BSW	6.0-7.5	51	1,521	27.2	9.2	11.0	764	25.2	860/A/A
1025073	225/40R18	XL	92V	BSW	7.5-9.0	50	1,389	24.9	9.4	10.0	833	20.8	800/A/A
1025074	225/45R18	XL	95V	BSW	7.0-8.5	50	1,521	25.8	9.2	10.0	805	23.1	800/A/A
1021403	225/50R18	SL	95H	BSW	6.0-8.0	51	1,521	26.8	9.8	11.0	775	25.4	860/A/A
1021396	225/55R18	SL	98H	BSW	6.0-8.0	51	1,653	27.7	9.8	11.0	751	27.1	860/A/A
1025075	225/60R18	SL	100H	BSW	6.0-8.0	51	1,764	28.5	9.1	11.0	729	27.9	860/A/A
1025076	235/45R18	SL	94V	BSW	7.5-9.0	51	1,477	26.2	9.6	10.0	793	22.6	800/A/A
1025077	235/50R18	SL	97V	BSW	6.5-8.5	51	1,609	27.2	10.1	10.0	765	26.9	800/A/A
1025078	235/55R18	SL	100V	BSW	6.5-8.5	51	1,764	28.0	9.8	10.0	741	28.2	800/A/A
1025079	235/60R18	XL	107V	BSW	6.5-8.5	50	2,149	29.0	9.6	10.5	717	29.5	800/A/A
1025080	245/40R18	XL	97V	BSW	8.0-9.5	50	1,609	25.6	10.1	10.0	813	24.1	800/A/A
1025081	245/45R18	XL	100V	BSW	7.5-9.0	50	1,764	26.5	9.9	10.0	783	26.1	800/A/A
1025082	245/50R18	SL	100V	BSW	7.0-8.5	51	1,764	27.5	10.5	10.0	754	28.5	800/A/A
1025083	245/55R18	SL	103V	BSW	7.0-8.5	51	1,929	28.5	10.4	10.0	729	30.1	800/A/A
19													
1025084	235/40R19	XL	96V	BSW	8.0-9.5	50	1,565	26.3	9.8	10.0	791	24.8	800/A/A
1025085	245/40R19	XL	98V	BSW	8.0-9.5	50	1,653	26.6	10.1	10.0	782	26.8	800/A/A
1025086	245/45R19	XL	102V	BSW	7.5-9.0	50	1,874	27.5	9.9	10.0	755	28.4	800/A/A
1025087	255/45R19	XL	104V	BSW	8.0-9.5	50	1,984	27.9	10.4	10.0	744	28.7	800/A/A

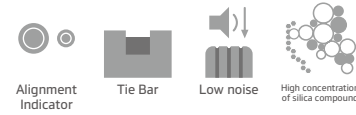
Technical data subject to change without prior notice.

XL : Extra Load BSW : Black Sidewall WSW : White Sidewall OWL : Outlined White Letters RWL : Raised White Letters

* Tires with a "V" speed rating have a 75K mile warranty.



Technology icons



Performance icons



Warranties



Technical profile

Series : 45-75
 Inch : 13-18
 Speed symbol : T, H,



Standard Touring All-Season with a Balanced Blend of Performance and Long Tread Life

The Kinergy ST is a standard touring all-season tire that utilizes ever-evolving technology and construction methods to offer confidence-inspiring handling and stability while delivering outstanding fuel efficiency and excellent tread life.



Kinergy ST

S-Code	Size	LI/SS	Sidewall	Rim Width Range	Max. Load		Overall Diameter	Section Width	Tread Depth	Revs/ Mile	Weight	UTQG	
					psi	lbs							
13													
1022033	175/70R13	SL	82T	BSW	4.5-6.0	51	1,047	22.6	7.0	8.5	920	13.7	680/A/A
14													
1022037	175/65R14	SL	82T	BSW	5.0-6.0	51	1,047	22.9	7.3	8.5	909	14.3	680/A/A
1021903	175/70R14	SL	84T	BSW	4.5-6.0	51	1,102	23.6	7.4	8.5	882	15.0	680/A/A
1021904	185/60R14	SL	82T	BSW	5.0-6.5	51	1,047	22.6	8.0	8.5	918	14.8	680/A/A
1021905	185/65R14	SL	86T	BSW	5.0-6.5	51	1,168	23.3	8.0	8.5	891	15.8	680/A/A
1021906	185/70R14	SL	88T	BSW	4.5-6.0	51	1,235	24.1	7.7	8.5	861	16.0	680/A/A
1022038	185/75R14	SL	89T	BSW	4.5-6.0	51	1,279	24.8	7.2	8.5	837	16.0	680/A/A
1024733	185/75R14	SL	89T	WSW	4.5-6.0	51	1,279	24.8	7.2	8.5	837	16.7	680/A/A
1021907	195/60R14	SL	86T	BSW	5.5-7.0	51	1,168	23.1	8.5	8.5	900	16.5	680/A/A
1021908	195/70R14	SL	91T	BSW	5.0-6.5	51	1,356	24.7	8.2	8.5	842	17.3	680/A/A
1022039	195/75R14	SL	92T	BSW	5.0-6.5	51	1,389	25.4	7.6	8.5	819	17.5	680/A/A
1024734	195/75R14	SL	92T	WSW	5.0-6.5	51	1,389	25.4	7.6	8.5	819	18.6	680/A/A
1022040	205/70R14	SL	95T	BSW	5.0-7.0	51	1,521	25.2	8.2	8.5	824	18.7	680/A/A
1022041	205/75R14	SL	95T	BSW	5.0-7.0	51	1,521	26.0	7.8	8.5	799	18.9	680/A/A
1024735	205/75R14	SL	95T	WSW	5.0-7.0	51	1,521	26.0	7.8	8.5	799	19.8	680/A/A
1021909	215/70R14	SL	96T	BSW	5.5-7.0	51	1,565	25.8	8.9	8.5	806	20.1	680/A/A
1021910	215/75R14	SL	100T	BSW	5.5-7.0	51	1,764	26.6	8.6	8.5	782	20.6	680/A/A
1024736	215/75R14	SL	100T	WSW	5.5-7.0	51	1,764	26.6	8.4	8.5	782	21.0	680/A/A
1021911	225/70R14	SL	99T	BSW	6.0-7.5	51	1,709	26.3	9.1	8.5	789	22.3	680/A/A
15													
1024758	175/65R15	SL	84H	BSW	5.0-6.0	51	1,102	23.9	7.3	8.5	871	15.1	680/A/A
1021912	185/60R15	SL	84T	BSW	5.0-6.5	51	1,102	23.6	8.0	8.5	880	15.4	680/A/A
1021913	185/65R15	SL	88T	BSW	5.0-6.5	51	1,235	24.3	8.0	8.5	854	16.7	680/A/A
1021914	195/60R15	SL	88T	BSW	5.5-7.0	51	1,235	24.1	8.5	8.5	862	17.4	680/A/A
1021915	195/65R15	SL	91T	BSW	5.5-7.0	51	1,356	24.9	8.4	8.5	835	17.9	680/A/A
1021916	205/60R15	SL	91T	BSW	5.5-7.5	51	1,356	24.6	8.7	8.5	846	18.3	680/A/A
1021917	205/65R15	SL	94T	BSW	5.5-7.5	51	1,477	25.3	8.7	8.5	819	19.0	680/A/A
1022042	205/70R15	SL	96T	BSW	5.0-7.0	51	1,565	26.2	8.2	8.5	792	19.4	680/A/A
1022043	205/75R15	SL	97T	BSW	5.0-7.0	51	1,609	27.0	7.8	8.5	769	20.1	680/A/A
1024737	205/75R15	SL	97T	WSW	5.0-7.0	51	1,609	27.0	7.8	8.5	769	21.0	680/A/A
1021918	215/65R15	SL	96T	BSW	6.0-7.5	51	1,565	25.9	9.0	8.5	802	20.3	680/A/A
1021919	215/70R15	SL	98T	BSW	5.5-7.0	51	1,653	26.8	8.9	8.5	776	22.2	680/A/A
1022044	215/75R15	SL	100T	BSW	5.5-7.0	51	1,764	27.6	8.4	8.5	754	22.5	680/A/A
1024738	215/75R15	SL	100T	WSW	5.5-7.0	51	1,764	27.6	8.4	8.5	754	23.3	680/A/A
1022045	225/70R15	SL	100T	BSW	6.0-7.5	51	1,764	27.3	8.9	8.5	760	23.3	680/A/A
1022046	225/75R15	SL	102T	BSW	6.0-7.5	51	1,874	28.2	8.5	8.5	737	24.3	680/A/A
1024739	225/75R15	SL	102T	WSW	6.0-7.5	51	1,874	28.2	8.5	8.5	737	24.3	680/A/A
1024759	235/60R15	SL	98T	RWL	6.5-8.5	51	1,653	26.0	9.7	8.5	800	23.9	680/A/A
1021920	235/70R15	SL	103T	BSW	6.0-8.0	51	1,929	27.9	9.6	8.5	745	24.7	680/A/A
1022047	235/75R15	SL	105T	BSW	6.0-8.0	51	2,039	28.7	9.1	8.5	723	26.6	680/A/A
1024740	235/75R15	SL	105T	WSW	6.0-8.0	51	2,039	28.7	9.1	8.5	723	26.9	680/A/A
1024760	245/60R15	SL	101T	RWL	7.0-8.5	51	1,819	26.4	10.0	8.5	785	25.6	680/A/A
1024761	255/60R15	SL	102T	RWL	7.0-9.0	51	1,874	26.9	10.3	8.5	771	26.8	680/A/A
1024746	255/70R15	SL	108T	RWL	6.5-8.5	51	2,205	29.0	10.1	8.5	717	28.9	680/A/A
1024777	P265/50R15	SL	99T	RWL	7.5-9.5	51	1,720	25.3	11.4	10.5	821	26.5	680/A/A
1024762	P275/60R15	SL	107T	RWL	7.5-9.5	51	2,149	27.9	11.0	10.5	745	30.0	680/A/A
1024763	P295/50R15	SL	105T	RWL	8.0-10.5	51	2,061	26.5	12.6	10.5	784	30.2	680/A/A

Technical data subject to change without prior notice.

XL : Extra Load BSW : Black Sidewall WSW : White Sidewall OWL : Outlined White Letters RWL : Raised White Letters

Standard Touring All-Season with a Balanced Blend of Performance and Long Tread Life

Longevity and Ride Comfort



Dry Performance and Comfort



Wet and Snow Performance



Kinergy ST

S-Code	Size	LI/SS	Sidewall	Rim Width Range	Max. Load		Overall Diameter	Section Width	Tread Depth	Revs/Mile	Weight	UTQG	
					psi	lbs							
16													
1021503	205/55R16	SL	91H	BSW	5.5-7.5	51	1,356	24.8	8.8	8.5	838	18.4	680/A/A
1021500	205/60R16	SL	92T	BSW	5.5-7.5	51	1,389	25.6	8.7	8.5	813	19.5	680/A/A
1021498	205/65R16	SL	95H	BSW	5.5-7.5	51	1,521	26.3	8.7	8.5	788	19.8	680/A/A
1025088	215/55R16	XL	97H	BSW	6.0-7.5	50	1,609	25.1	9.2	8.5	827	21.4	680/A/A
1021496	215/60R16	SL	95H	BSW	6.0-7.5	51	1,521	26.1	9.3	8.5	797	20.7	680/A/A
1022048	215/65R16	SL	98T	BSW	6.0-7.5	51	1,653	26.9	8.8	8.5	772	22.1	680/A/A
1021504	215/70R16	SL	100T	BSW	5.5-7.0	51	1,764	27.8	8.9	8.5	748	23.4	680/A/A
1021495	225/60R16	SL	98T	BSW	6.0-8.0	51	1,653	26.5	9.6	8.5	784	23.1	680/A/A
1025089	225/65R16	SL	100T	BSW	6.0-8.0	51	1,764	27.4	9.1	8.5	759	23.6	680/A/A
1021506	225/70R16	SL	103T	BSW	6.0-7.5	51	1,929	28.3	9.1	8.5	734	24.8	680/A/A
1021501	235/60R16	SL	100T	BSW	6.5-8.5	51	1,764	27.0	9.9	8.5	770	24.7	680/A/A
1021499	235/65R16	SL	103T	BSW	6.5-8.5	51	1,929	27.9	9.7	8.5	744	25.5	680/A/A
17													
1021508	215/50R17	SL	91H	BSW	6.0-7.5	51	1,356	25.4	9.4	8.5	818	19.3	680/A/A
1021509	215/55R17	SL	94H	BSW	6.0-7.5	51	1,477	26.2	9.3	8.5	793	20.6	680/A/A
1021502	215/60R17	SL	96T	BSW	6.0-7.5	51	1,565	27.1	9.3	8.5	768	23.0	680/A/A
1021505	215/65R17	SL	99T	BSW	6.0-7.5	51	1,709	27.9	9.0	8.5	744	23.3	680/A/A
1025090	225/45R17	SL	91H	BSW	7.0-8.5	51	1,356	24.8	9.2	8.5	837	18.9	680/A/A
1021511	225/50R17	SL	94T	BSW	6.0-8.0	51	1,477	25.8	9.8	8.5	805	20.6	680/A/A
1025091	225/55R17	SL	97H	BSW	6.0-8.0	51	1,609	26.6	9.6	8.5	780	23.5	680/A/A
1021497	225/60R17	SL	99T	BSW	6.0-8.0	51	1,709	27.5	9.6	8.5	754	24.4	680/A/A
1021507	225/65R17	SL	102T	BSW	6.0-8.0	51	1,874	28.4	9.4	8.5	731	24.7	680/A/A
1025092	235/55R17	SL	99H	BSW	6.5-8.5	51	1,709	27.0	10.1	8.5	769	24.8	680/A/A
1025093	235/60R17	SL	102T	BSW	6.5-8.5	51	1,874	28.0	9.6	8.5	742	25.1	680/A/A
1021510	235/65R17	SL	104H	BSW	6.5-8.5	51	1,984	28.9	9.7	8.5	718	26.5	680/A/A
1025094	245/45R17	XL	99H	BSW	7.5-9.0	50	1,709	25.5	9.9	8.5	814	22.8	680/A/A
18													
1025095	225/50R18	XL	99T	BSW	6.0-8.0	50	1,709	26.8	9.5	8.5	776	23.4	680/A/A
1025096	225/55R18	SL	98H	BSW	6.0-8.0	51	1,653	27.6	9.6	8.5	752	24.8	680/A/A
1025097	225/60R18	SL	100H	BSW	6.0-8.0	51	1,764	28.5	9.3	8.5	729	25.6	680/A/A
1025098	235/55R18	SL	100H	BSW	6.5-8.5	51	1,764	28.0	10.1	8.5	741	25.7	680/A/A
1025099	235/60R18	XL	107H	BSW	6.5-8.5	50	2,149	29.0	9.6	8.5	717	28.0	680/A/A

Technical data subject to change without prior notice.

XL : Extra Load BSW : Black Sidewall WSW : White Sidewall OWL : Outlined White Letters RWL : Raised White Letters

KINERGY 4S² | KINERGY 4S² X

Performance Passenger and CUV All-Weather

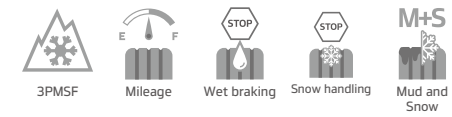
All-Weather




Technology icons



Performance icons



Warranties



Technical profile

Speed symbol : H, V, W
Tread Width: 185-245
Series : 35-70
Rim Diameter : 15-20



Just one, whatever the weather

The tire compound guarantees high grip even at low temperatures, while the extra-wide grooves disperse water and slush efficiently to the sides. Yet even when the summer heat makes demands on the tire, it impresses with short braking distances due to the solid block structure. The performance package of the Kinergy 4S2 is rounded off by a low rolling noise due to the zigzag pattern in the center of the tread.



Kinergy 4S²

S-Code	Size	LI/SS	Sidewall	Rim Width Range	Max. Load		Overall Diameter	Section Width	Tread Depth	Revs/Mile	Weight	UTQG	
					psi	lbs							
15													
1026501	185/65R15	SL	88H	BSW	5.0-6.5	51	1,235	24.3	7.8	9.5	851	16.4	500/A/A
1024946	195/60R15	SL	88V	BSW	5.5-7.0	51	1,235	24.1	8.2	9.5	858	17.0	500/A/A
1026493	195/65R15	SL	91H	BSW	5.0-6.5	51	1,356	24.8	8.1	9.5	835	18.1	500/A/A
1024949	205/65R15	SL	94H	BSW	5.5-7.5	51	1,477	25.3	8.5	10.0	819	19.6	500/A/A
16													
1026993	205/55R16	SL	91V	BSW	5.5-7.5	51	1,356	24.7	8.7	9.5	837	19.6	500/A/A
1026944	205/60R16	XL	96V	BSW	5.5-7.5	50	1,565	25.6	8.6	9.5	810	20.8	500/A/A
1027001	205/65R16	SL	95H	BSW	5.5-7.5	51	1,521	26.5	8.1	9.5	784	20.7	500/A/A
1024954	215/55R16	XL	97V	BSW	6.0-7.5	50	1,609	25.1	9.1	10.0	825	21.9	500/A/A
1026994	215/60R16	SL	95V	BSW	6.0-7.5	51	1,521	26.0	9.0	9.5	796	22.0	500/A/A
1026945	215/65R16	XL	102V	BSW	6.0-7.5	50	1,874	26.9	8.8	9.5	771	22.3	500/A/A
1027003	215/70R16	SL	100H	BSW	5.5-7.0	51	1,764	27.7	8.7	10.0	749	23.7	500/A/A
1027002	225/60R16	SL	98H	BSW	6.0-8.0	51	1,653	26.4	9.3	10.0	784	23.5	500/A/A
17													
1024957	205/50R17	XL	93W	BSW	5.5-7.5	50	1,433	25.0	8.8	10.0	828	19.3	500/A/A
1024960	215/45R17	XL	91W	BSW	7.0-8.0	50	1,356	24.6	8.3	9.5	841	19.4	500/A/A
1024959	215/50R17	XL	95W	BSW	6.0-8.0	50	1,521	25.4	9.4	10.0	815	22.0	500/A/A
1027005	215/55R17	SL	94V	BSW	6.0-7.5	51	1,477	26.1	9.2	10.0	793	21.1	500/A/A
1026500	225/45R17	XL	94W	BSW	7.0-8.5	50	1,477	24.8	9.2	8.5	835	20.3	500/A/A
1026943	225/50R17	XL	98V	BSW	6.0-8.0	51	1,477	25.8	9.7	10.0	804	23.9	500/A/A
1024963	225/55R17	XL	101W	BSW	6.0-8.0	50	1,819	26.6	9.6	10.0	780	25.1	500/A/A
1027007	235/50R17	SL	96V	BSW	6.5-8.5	51	1,565	26.3	9.6	10.0	788	23.9	500/A/A
1026995	235/55R17	SL	99W	BSW	6.5-8.5	51	1,709	27.0	10.0	9.5	768	26.2	500/A/A
1027006	235/60R17	SL	102H	BSW	6.5-8.5	51	1,874	27.9	9.7	10.0	743	25.9	500/A/A
18													
1027000	225/40R18	XL	92W	BSW	7.5-9.0	50	1,389	24.9	9.4	10.0	830	20.1	500/A/A
1026996	225/45R18	XL	95W	BSW	7.0-8.5	50	1,521	25.8	9.2	9.5	803	22.8	500/A/A
1027011	225/50R18	SL	95W	BSW	6.0-8.0	51	1,521	26.9	9.0	9.5	771	24.1	500/A/A
1027010	225/55R18	SL	98V	BSW	6.0-8.0	51	1,653	27.8	9.1	10.0	748	26.1	500/A/A
1027009	225/60R18	SL	100H	BSW	6.0-8.0	51	1,764	28.6	9.0	10.0	726	26.1	500/A/A
1026997	235/45R18	XL	98W	BSW	7.5-9.0	50	1,653	26.3	9.3	10.0	788	24.2	500/A/A
1024969	235/50R18	XL	101V	BSW	6.5-8.5	50	1,819	27.4	9.5	9.5	757	25.8	500/A/A
1024978	245/40R18	XL	97V	BSW	8.0-9.5	50	1,609	25.7	9.6	10.0	806	23.4	500/A/A
1026998	245/45R18	SL	96W	BSW	7.5-9.0	51	1,565	26.6	9.5	9.5	780	25.6	500/A/A
19													
1027016	235/40R19	SL	92W	BSW	8.0-9.5	51	1,389	26.3	9.8	9.5	790	21.7	500/A/A
1027014	245/40R19	SL	94W	BSW	8.0-9.5	51	1,477	26.6	10.1	10.0	781	23.9	500/A/A
1027015	245/45R19	SL	98W	BSW	7.5-9.0	51	1,653	27.5	9.9	9.5	754	26.4	500/A/A

Kinergy 4S² X

S-Code	Size	LI/SS	Sidewall	Rim Width Range	Max. Load		Overall Diameter	Section Width	Tread Depth	Revs/Mile	Weight	UTQG	
					psi	lbs							
16													
1027004	235/70R16	SL	106H	BSW	6.0-8.0	51	2,094	28.9	9.4	10.0	719	27.0	500/A/A
17													
1025469	225/60R17	SL	99H	BSW	6.0-8.0	51	1,709	27.5	9.3	10.0	755	25.2	500/A/A
1025468	225/65R17	XL	106H	BSW	6.0-8.0	50	2,094	28.4	9.1	10.0	732	26.8	500/A/A
1025470	235/65R17	XL	108V	BSW	6.5-8.5	50	2,205	28.9	9.5	9.5	719	28.6	500/A/A
1027008	245/65R17	SL	107H	BSW	7.0-8.5	51	2,149	29.5	9.7	10.5	705	29.3	500/A/A
18													
1025473	235/55R18	XL	104V	BSW	6.5-8.5	50	1,984	28.0	10.0	10.0	742	28.0	500/A/A
1025471	235/60R18	XL	107W	BSW	6.5-8.5	50	2,149	29.0	9.7	10.0	717	27.9	500/A/A
1027013	235/65R18	SL	106V	BSW	6.5-8.5	51	2,094	29.9	9.5	10.5	696	29.6	500/A/A
1027012	245/60R18	SL	105V	BSW	7.0-8.5	51	2,039	29.4	10.0	10.5	706	29.6	500/A/A
* 1031811	265/60R18	SL		BSW		51						33.6	500/A/A
19													
* 1031810	225/55R19	SL		BSW		51						27.2	500/A/A
1025474	235/55R19	XL	105W	BSW	6.5-8.5	50	2,039	29.0	10.0	10.0	717	29.2	500/A/A
* 1031809	245/55R19	SL		BSW		51						30.2	500/A/A
* 1032858	255/60R19	SL		BSW		51						33.3	500/A/A
20													
* 1031807	235/55R20	SL		BSW		51						29.9	500/A/A
1027017	245/50R20	SL	102V	BSW	7.0-8.5	51	1,874	29.6	10.5	10.0	704	30.8	500/A/A

Technical data subject to change without prior notice.

XL : Extra Load BSW : Black Sidewall WSW : White Sidewall OWL : Outlined White Letters RWL : Raised White Letters

* Available Q1 2023, Data to be determined



Dynapro

Dynapro is a tire designed for SUV/Light Trucks with strong driving and braking performances on all terrains and through every type of weather, including on- and off-road conditions. With the dedicated SUV tire lineup, we have partnered with a range of vehicles, including FORD F-150, Lincoln Navigator, and GMC Sierra, to achieve a dynamic driving experience.

Dynapro HPX

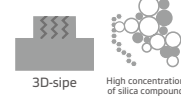
High-Performance tire for luxury CUVs & SUVs

High-Performance



Available in Second Half of 2023

Technology icons



Performance icons



Technical profile

Speed Symbol : H, V
Tread Width : 215-285
Series : 45-70
Inch : 16-22



* Warranty info to be determined

Comfortable driving from your everyday to your day-off

Dynapro HPX is a high-performance all-season tire designed to give your crossover or SUV exceptional wet and dry braking and handling. Dynapro HPX offers quiet driving with new noise reduction technology. In addition, 3D GripControl Sipe technology provides excellent handling and braking performance.



Dynapro HPX

Available in Second Half of 2023

S-Code	Size	LI/SS	Sidewall	Rim Width Range	Max. Load		Overall Diameter	Section Width	Tread Depth	Revs/ Mile	Weight	UTQG	
					psi	lbs							
16													
1030847	215/70R16	SL	100H	BSW	5.5-7.0	51	1,764	27.7	8.7	10.5	749	25.6	680/A/A
17													
1030848	225/60R17	SL	99H	BSW	6.0-8.0	51	1,709	27.5	9.3	10.5	754	26.1	680/A/A
1030849	225/65R17	SL	102H	BSW	6.0-8.0	51	1,874	28.4	9.3	10.5	732	27.6	680/A/A
1030850	235/65R17	XL	108V	BSW	6.5-8.5	50	2,205	29.0	9.5	10.5	717	29.7	680/A/A
1030851	245/65R17	SL	107H	BSW	7.0-8.5	51	2,149	29.4	9.8	10.5	707	29.6	680/A/A
18													
1030852	225/60R18	SL	100H	BSW	6.0-8.0	51	1,764	28.5	9.4	10.5	729	27.7	680/A/A
1030853	235/50R18	SL	97V	BSW	6.5-8.5	51	1,609	27.0	10.1	10.0	769	26.0	680/A/A
1030854	235/55R18	SL	100V	BSW	6.5-8.5	51	1,764	28.0	9.8	10.0	741	27.5	680/A/A
1030855	235/60R18	XL	107V	BSW	6.5-8.5	50	2,149	29.2	10.0	10.5	712	31.1	680/A/A
1030856	235/65R18	SL	106V	BSW	6.5-8.5	51	2,094	29.9	9.5	10.5	694	30.4	680/A/A
1030857	245/60R18	SL	105H	BSW	7.0-8.5	51	2,039	29.4	10.1	10.5	705	30.5	680/A/A
1030858	255/55R18	XL	109V	BSW	7.0-9.0	50	2,271	28.9	10.7	10.0	719	31.1	680/A/A
1030859	255/65R18	SL	111H	BSW	7.0-9.0	51	2,403	30.9	10.3	10.5	672	32.9	680/A/A
1030860	265/60R18	SL	110V	BSW	7.5-9.5	51	2,337	30.4	10.9	10.5	682	33.5	680/A/A
19													
1030861	225/55R19	SL	99V	BSW	6.0-8.0	51	1,709	28.5	9.4	10.0	728	27.5	680/A/A
1030862	235/45R19	SL	95V	BSW	7.5-9.0	51	1,521	27.2	9.6	10.0	764	25.9	680/A/A
1030863	235/50R19	SL	99V	BSW	6.5-8.5	51	1,709	28.0	10.1	10.0	741	27.2	680/A/A
1030864	235/55R19	SL	101V	BSW	6.5-8.5	51	1,819	29.1	9.8	10.0	714	30.9	680/A/A
1030865	245/55R19	SL	103H	BSW	7.0-8.5	51	1,929	29.5	10.4	10.0	704	29.6	680/A/A
1030866	255/50R19	XL	107H	BSW	7.0-9.0	50	2,149	28.8	10.8	10.0	720	30.4	680/A/A
1030867	255/55R19	XL	111V	BSW	7.0-9.0	50	2,403	29.9	10.7	10.0	695	32.5	680/A/A
1030868	255/60R19	SL	109H	BSW	7.0-9.0	51	2,271	30.9	10.6	10.5	672	32.9	680/A/A
1030869	265/50R19	XL	110V	BSW	7.5-9.5	50	2,337	29.3	11.4	10.0	709	32.8	680/A/A
1030870	275/55R19	XL	115V	BSW	7.5-9.5	50	2,679	30.8	11.4	10.0	675	37.0	680/A/A
20													
1030871	235/55R20	SL	102V	BSW	6.5-8.5	51	1,874	29.9	9.8	10.0	695	29.8	680/A/A
1030872	245/45R20	SL	99V	BSW	7.5-9.0	51	1,709	28.5	9.9	10.0	729	27.8	680/A/A
1030873	245/50R20	SL	102V	BSW	7.0-8.5	51	1,874	29.4	10.5	10.0	706	29.7	680/A/A
1030874	255/45R20	SL	101H	BSW	8.0-9.5	51	1,819	28.8	10.4	10.0	720	29.7	680/A/A
1030875	255/50R20	XL	109V	BSW	7.0-9.0	50	2,271	29.8	10.8	10.0	697	31.5	680/A/A
1030876	255/55R20	XL	110V	BSW	7.0-9.0	50	2,337	30.9	10.7	10.0	673	34.0	680/A/A
1030877	265/45R20	XL	108V	BSW	8.5-10.0	50	2,205	29.2	10.8	10.0	712	32.3	680/A/A
1030878	265/50R20	XL	111V	BSW	7.5-9.5	50	2,403	30.3	11.4	10.0	686	34.4	680/A/A
1030879	275/45R20	XL	110V	BSW	8.5-10.5	50	2,337	29.6	11.1	10.0	703	34.1	680/A/A
1030880	275/50R20	SL	109H	BSW	7.5-9.5	51	2,271	30.7	11.7	10.0	676	33.9	680/A/A
1030881	275/55R20	SL	113V	BSW	7.5-9.5	51	2,535	31.8	11.4	10.0	654	37.8	680/A/A
1030882	275/60R20	SL	115H	BSW	7.5-9.5	51	2,679	32.9	11.3	10.5	631	38.2	680/A/A
20													
1030883	275/45R21	XL	110H	BSW	8.5-10.5	50	2,337	30.5	11.1	10.0	680	35.1	680/A/A
21													
1030318	285/45R22	XL	114H	BSW	9.0-10.5	50	2,601	31.9	11.5	10.5	651	39.0	680/A/A

Technical data subject to change without prior notice.

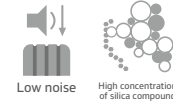
XL : Extra Load BSW : Black Sidewall WSW : White Sidewall OWL : Outlined White Letters RWL : Raised White Letters

Dynapro HP2

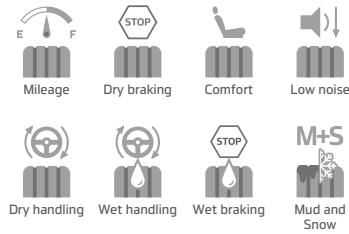
High-Performance tire for luxury CUVs & SUVs



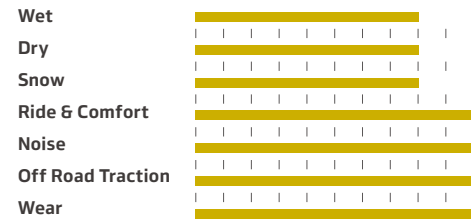
Technology icons



Performance icons



Warranties



Technical profile

Speed Symbol : H, V
Tread width : 215-285
Series : 40-70
Rim Diameter : 16-22



High-Performance all-season tire for luxury SUVs.

A high-performance tire for premium SUVs. The Dynapro HP2 meets all the conditions required for premium SUVs including excellent wet performance, low noise, low rolling resistance and excellent mileage.



Dynapro HP2

S-Code	Size	LI/SS	Sidewall	Rim Width Range	Max. Load		Overall Diameter	Section Width	Tread Depth	Revs/ Mile	Weight	UTQG	OE	Tech	
					psi	lbs									
16															
1014141	215/70R16	SL	100H	BSW	5.5-7.0	51	1,764	27.8	8.7	10.5	747	640/A/A	26.9		
1014139	225/70R16	SL	103H	BSW	6.0-7.5	51	1,929	28.4	9.0	10.5	732	640/A/A	28.2		
1014142	235/60R16	SL	100H	BSW	6.5-8.5	51	1,764	26.9	9.8	10.5	771	640/A/A	27.7		
1021437	235/70R16	SL	106H	BSW	6.0-8.0	51	2,094	28.8	10.0	10.5	720	640/A/A	30.0		
1014586	245/70R16	XL	111H	BSW	6.5-8.0	50	2,403	29.5	9.6	10.5	705	640/A/A	31.8		
1014138	255/65R16	SL	109H	BSW	7.0-9.0	51	2,271	28.9	10.2	10.5	719	640/A/A	30.9		
17															
1014145	225/65R17	SL	102H	BSW	6.0-8.0	51	1,874	28.6	9.4	10.5	727	640/A/A	29.9		
1014144	235/60R17	SL	102V	BSW	6.5-8.5	51	1,873	28.2	9.8	10.0	738	640/A/A	29.4		
1021940	235/65R17	SL	104H	BSW	6.5-8.5	51	1,984	29.0	9.5	10.0	717	540/A/A	28.5	HYUNDAI Santa Fe ('18-'20), KIA Sorento ('15-'21), Sedona ('14-'21)	
1024124	235/65R17	SL	104H	BSW	6.5-8.5	51	1,984	29.0	9.2	9.5	716	540/A/A	28.4	KIA Carnival ('20-'26)	
1028028	235/65R17	SL	104H	BSW	6.5-8.5	51	1,984	29.0	9.1	9.0	715	540/A/A	26.9	KIA Sportage ('21-'26)	
1014585	245/65R17	XL	111H	BSW	7.0-8.5	50	2,403	29.5	10.2	10.5	704	640/A/A	33.3		
1014150	255/60R17	SL	106V	BSW	7.0-9.0	51	2,094	28.9	10.6	10.0	718	640/A/A	32.1		
18															
1015261	235/50R18	SL	97V	BSW	6.5-8.5	51	1,609	27.2	10.6	10.0	764	640/A/A	27.0		
1015262	235/55R18	SL	100V	BSW	6.5-8.5	51	1,764	28.1	10.1	10.0	738	640/A/A	29.3		
1011758	235/60R18	SL	103H	BSW	6.5-8.5	51	1,929	29.0	9.6	10.5	716	540/A/A	29.4	KIA Sedona ('14-'20)	
1014129	235/60R18	XL	107V	BSW	6.5-8.5	50	2,149	29.2	9.8	10.5	712	640/A/A	29.2		
1020206	235/60R18	SL	103H	BSW	6.5-8.5	51	1,929	29.1	9.7	10.0	714	540/A/A	25.0	HYUNDAI Santa Fe ('18-'20)	
1025144	235/60R18	SL	103H	BSW	6.5-8.5	51	1,929	29.1	9.6	9.5	715	540/A/A	29.1	HYUNDAI Santa Fe ('20-'26)	
1025244	235/60R18	SL	103H	BSW	6.5-8.5	51	1,929	29.2	9.9	8.0	711	440/A/A	31.0	NISSAN Rogue ('20-'25)	
1015263	235/65R18	SL	106H	BSW	6.5-8.5	51	2,094	29.9	9.7	10.5	694	640/A/A	31.3		
1014133	245/60R18	SL	105H	BSW	7.0-8.5	51	2,039	29.5	10.2	10.0	705	640/A/A	31.9		
1015264	255/55R18	XL	109V	BSW	7.0-9.0	50	2,271	28.9	10.9	10.0	718	640/A/A	32.5		
1015303	255/60R18	XL	112V	BSW	7.0-9.0	50	2,469	29.9	10.6	10.5	694	640/A/A	34.6		
1025264	255/60R18	SL	108H	BSW	7.0-9.0	51	2,205	30.1	10.5	9.0	690	460/A/A	30.8	INFINITI QX60 ('22-'26), NISSAN Pathfinder ('22-'26)	
1025366	255/60R18	SL	108H	BSW	7.0-9.0	51	2,205	30.1	10.6	9.5	690	540/A/A	31.3	HONDA Pilot ('22-'27)	
1015265	P255/65R18	SL	109H	BSW	7.0-9.0	51	2,271	31.1	10.2	10.5	667	640/A/A	36.3		
1015266	265/60R18	SL	110V	BSW	7.5-9.5	51	2,337	30.4	11.0	10.5	682	640/A/A	38.3		
1015304	275/60R18	SL	113H	BSW	7.5-9.5	51	2,535	30.9	11.3	10.5	672	640/A/A	38.9		
1015267	275/65R18	SL	116H	BSW	7.5-9.5	51	2,756	32.0	11.0	10.5	649	640/A/A	39.2		
1015268	285/60R18	SL	116V	BSW	8.0-10.0	51	2,756	31.4	11.8	10.5	662	640/A/A	35.2		
19															
1021561	235/45R19	SL	95V	BSW	7.5-9.0	51	1,521	27.3	9.6	10.0	761	640/A/A	27.2		
1015269	235/50R19	SL	99V	BSW	6.5-8.5	51	1,709	28.2	10.6	10.0	737	640/A/A	29.3		
1015053	235/55R19	SL	101V	BSW	6.5-8.5	50	1,819	29.1	10.1	10.0	713	540/A/A	30.1	KIA Sorento ('14-'20)	
1025145	235/55R19	SL	101H	BSW	6.5-8.5	51	1,819	28.8	10.2	9.5	720	540/A/A	30.5	HYUNDAI Santa Fe ('20-'21)	
1020207	235/55R19	SL	101H	BSW	6.5-8.5	51	1,819	29.1	9.7	10.0	714	540/A/A	29.8	HYUNDAI Santa Fe ('18-'20)	
1015271	245/55R19	SL	103H	BSW	7.0-8.5	51	1,929	29.5	10.4	10.0	704	640/A/A	31.5		
1015272	255/50R19	XL	107H	BSW	7.0-9.0	50	2,150	29.0	10.8	10.0	716	640/A/A	32.0		
1015396	255/55R19	XL	111V	BSW	7.0-9.0	50	2,403	29.9	10.9	10.0	694	640/A/A	34.0		
1015273	P255/60R19	SL	108H	BSW	7.0-9.0	51	2,205	30.9	10.6	10.5	671	640/A/A	38.3		
1021560	275/55R19	SL	111V	BSW	7.5-9.5	51	2,403	30.8	11.6	10.0	675	640/A/A	36.1		
20															
1015274	235/55R20	SL	102H	BSW	6.5-8.5	51	1,874	30.1	10.1	10.0	689	640/A/A	32.3		
1015275	245/50R20	SL	102V	BSW	7.0-8.5	51	1,874	29.6	10.7	10.0	702	640/A/A	31.9		
1015276	255/50R20	XL	109V	BSW	7.0-9.0	50	2,271	30.0	10.8	10.0	692	640/A/A	31.1		
1025265	255/50R20	SL	105H	BSW	7.0-9.0	51	2,039	30.1	11.0	9.0	691	460/A/A	34.4	NISSAN Pathfinder ('21-'26)	
1015302	P255/55R20	SL	107H	BSW	7.0-9.0	51	2,149	30.9	10.9	10.5	672	640/A/A	34.1		
1021562	265/45R20	XL	108V	BSW	8.5-10.0	50	2,205	29.2	10.8	10.0	711	640/A/A	35.8		
1015277	265/50R20	SL	107V	BSW	7.5-9.5	51	2,150	30.4	9.5	10.0	684	640/A/A	40.1		
1015278	275/60R20	SL	115H	BSW	7.5-9.5	51	2,679	33.0	11.3	10.5	630	640/A/A	40.8		
1021564	275/55R20	XL	117V	BSW	7.5-9.5	50	2,833	31.8	11.6	10.0	654	640/A/A	40.2		
1015279	285/50R20	SL	112V	BSW	8.0-10.0	51	2,469	31.2	12.1	10.0	667	640/A/A	34.6		
22															
1025931	275/50R22	SL	111H	BSW	7.5-9.5	51	2,403	32.8	11.7	10.0	634	640/A/A	41.0		
Dynapro HP2 Plus															
20															
1023844	275/50R20	XL	113H	BSW	7.5-9.5	50	2,535	30.8	12.1	10.0	675	560/A/A	41.1	AUDI Q8 ('18-'24)	
21															
1027408	265/45R21	XL	108H	BSW	8.5-10.0	50	2,205	30.4	11.0	9.5	684	540/A/A	32.9	AUDI e-tron ('18-'24)	EV
1023846	285/45R21	XL	113H	BSW	9.0-10.5	50	2,535	31.0	12.1	10.0	670	560/A/A	41.1	AUDI Q8 ('18-'20)	SOA
1021937	285/45R21	XL	113H	BSW	9.0-10.5	50	2,535	31.0	12.1	10.0	670	560/A/A	39.4	AUDI Q8 ('18-'24)	
22															
1021938	285/40R22	XL	110H	BSW	9.5-11.0	50	2,337	31.2	11.7	10.0	666	560/A/A	41.6	AUDI Q8 ('18-'24)	
1023847	285/40R22	XL	110H	BSW	9.5-11.0	50	2,337	31.2	11.7	10.0	666	560/A/A	40.7	AUDI Q8 ('18-'20)	SOA

Technical data subject to change without prior notice.
XL : Extra Load BSW : Black Sidewall WSW : White Sidewall OWL : Outlined White Letters RWL : Raised White Letters
Mileage, Road Hazard, and 30 Day Free Trial warranties apply only to replacement tires. Original Equipment tires are excluded.

Dynapro HT

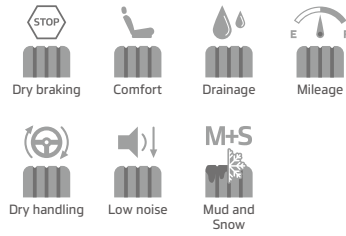
Premium Highway All-Season Performance for Light Trucks, Vans & Sport Utility Vehicles



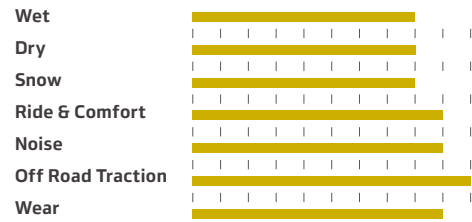
Technology icons



Performance icons



Warranties



Technical profile

Speed Symbol : H, T, V
Tread width : 175-285
Series : 45-85
Rim Diameter : 15-22



* RE Only

Combining all-season functionality with performance for highway driving.

A sport truck and SUV tire that provides a smooth, powerful ride, the Dynapro HT provides greater mileage through specialized treadwear. Excellent snow traction makes driving possible on winter roads while low-rolling resistance offers excellent fuel economy.



Premium Highway All-Season

Dynapro HT

S-Code	Size	LI/SS	Sidewall	Rim Width Range	Max. Load		Overall Diameter	Section Width	Tread Depth	Revs/Mile	Weight	UTQG	OE	Tech
					psi	lbs								
15														
1024789	P205/65R15	XL	95T	BSW	5.5-7.5	50	1,521	25.3	8.4	12.5	821	24.5	700/A/B	
1011330	P235/75R15	XL	108T	OWL	6.0-8.0	41	2,183	28.8	9.3	12.0	721	31.5	700/A/B	
16														
1024796	215/55R16	XL	97H	BSW	6.0-7.5	50	1,609	25.1	9.1	12.5	827	24.5	700/A/B	
1021744	255/70R16	SL	111T	BSW	6.5-8.5	51	2,403	29.9	9.8	10.0	695	30.4	500/B/A	FORD Ranger XL ('19-'23)
1011332	P215/70R16	SL	99T	BSW	5.5-7.0	51	1,709	27.9	8.7	12.0	744	26.8	700/A/B	
1013909	P225/70R16	SL	101T	BSW	6.0-7.5	51	1,819	28.5	9.1	12.0	729	29.1	700/A/B	
1013911	P225/75R16	SL	104T	BSW	6.0-7.5	51	1,984	29.3	8.9	12.0	710	29.6	700/A/B	
1011334	P235/70R16	XL	107T	OWL	6.0-8.0	41	2,149	29.0	9.5	12.0	716	32.4	700/A/B	
1011339	P235/75R16	XL	109T	OWL	6.0-8.0	41	2,271	29.8	9.3	12.0	697	33.1	700/A/B	
1011335	P245/70R16	SL	106T	OWL	6.5-8.0	51	2,094	29.6	9.9	12.0	702	33.6	700/A/B	
1011340	P245/75R16	SL	109T	OWL	6.5-8.0	51	2,271	30.4	9.8	12.0	682	34.3	700/A/B	
1015220	P245/75R16	SL	109S	BSW	6.5-8.0	51	2,271	30.4	9.6	10.5	682	31.4	500/B/B	TOYOTA Tacoma ('15-'23)
1011336	P255/70R16	SL	109T	OWL	6.5-8.5	51	2,271	30.1	10.3	12.5	689	34.8	700/A/B	
1011337	P265/70R16	SL	111T	OWL	7.0-9.0	51	2,403	30.7	10.7	12.5	677	37.9	700/A/B	
1017446	P265/70R16	SL	111T	BSW	7.0-9.0	51	2,403	30.6	10.8	10.0	680	34.2	700/B/A	NISSAN Frontier ('21-'26)
1011341	P265/75R16	SL	114T	OWL	7.0-9.0	51	2,601	31.6	10.6	12.5	657	37.7	700/A/B	
17														
1014070	225/65R17	SL	102H	BSW	6.0-8.0	51	1,874	28.5	9.3	10.0	708	26.8	380/A/A	NISSAN Rogue ('13-'20)
1023527	225/65R17	SL	102H	BSW	6.0-8.0	51	1,874	28.4	9.3	10.0	731	27.3	380/A/A	NISSAN Rogue ('17-'20) SOA
1025932	235/75R17	SL	109T	BSW	6.0-8.0	51	2,271	30.8	9.2	12.5	655	33.8	700/A/B	
1012468	P235/70R17	XL	108T	BSW	6.0-8.0	50	2,205	30.0	9.5	12.0	691	32.9	700/A/B	
1013912	P245/65R17	SL	105T	BSW	7.0-8.5	51	2,039	29.6	10.3	12.0	702	32.2	700/A/B	
1011345	P245/70R17	SL	108T	OWL	6.5-8.0	51	2,205	30.6	9.9	12.0	679	34.4	700/A/B	
1011343	P255/65R17	SL	108T	OWL	7.0-9.0	51	2,205	30.1	10.7	12.0	689	34.5	700/A/B	
1011346	P255/70R17	SL	110T	OWL	6.5-8.5	51	2,337	31.2	10.3	12.5	667	37.0	700/A/B	
1011344	P265/65R17	SL	110T	BSW	7.5-9.5	51	2,337	30.6	11.1	12.0	679	38.0	700/A/B	
1011347	P265/70R17	SL	113T	OWL	7.0-9.0	51	2,535	31.7	10.7	12.5	655	40.1	700/A/B	
18														
1024246	265/60R18	SL	110T	BSW	7.5-9.5	51	2,337	30.4	10.7	10.0	682	34.3	600/A/B	FORD F-150 ('20-'26)
1016508	275/65R18	SL	116H	BSW	7.5-9.5	51	2,756	32.1	11.0	11.0	647	39.5	700/B/A	LINCOLN Navigator ('17-'21), FORD Expedition ('17-'21)
1011350	P255/70R18	SL	112T	BSW	6.5-8.5	51	2,469	32.1	10.3	12.5	647	38.4	700/A/B	
1017448	P265/60R18	SL	109T	BSW	7.5-9.5	51	2,271	30.5	11.3	12.0	680	34.5	700/A/B	NISSAN Frontier ('15-'21)
1013843	P265/65R18	SL	112T	BSW	7.5-9.5	51	2,469	31.6	11.1	12.0	658	39.8	700/A/B	
1011351	P265/70R18	SL	114T	BSW	7.0-9.0	51	2,601	32.7	10.7	12.5	636	40.8	700/A/B	
1011349	P275/65R18	SL	114T	BSW	7.5-9.5	51	2,601	32.1	11.5	12.5	647	40.5	700/A/B	
20														
1013171	275/55R20	SL	113T	BSW	7.5-9.5	51	2,535	32.0	11.5	11.0	649	40.7	700/A/B	Lincoln Navigator ('14-'17), FORD Expedition ('14-'17)
1012466	P275/55R20	SL	111H	BSW	7.5-9.5	51	2,403	31.9	11.7	12.5	651	40.4	700/A/B	
1013844	P275/60R20	SL	114T	BSW	7.5-9.5	51	2,601	33.0	11.7	12.5	629	42.0	700/A/B	RAM 1500 ('16-'24)
22														
1016510	285/45R22	XL	114H	BSW	9.0-10.5	50	2,601	32.3	11.4	11.0	643	39.5	700/A/A	LINCOLN Navigator ('17-'21), FORD Expedition ('17-'21)

Technical data subject to change without prior notice.

XL : Extra Load BSW : Black Sidewall WSW : White Sidewall OWL : Outlined White Letters RWL : Raised White Letters Mileage, Road Hazard, and 30 Day Free Trial warranties apply only to replacement tires. Original Equipment tires are excluded.

Tech : Hankook Innovative Technology HRS : Hankook Runflat System SOA : Sound Absorber SEG : Sealguard EV : Electric Vehicle

Computer Generated Symmetric Pattern Resists Irregular Wear

Better handling and noise performance by way of center rib block and multi kerf design.

High Stiffness center Block

Steering Response improvement



Button and Semi Solid Ribs

Button elements sized for good snow and wet traction, yet interlocking geometry maintains rib stiffness for handling.



Snow kerf

Allows for improved All-season performance.

Multi-Depth Lateral Lugs

Provide improved performance in wet and snow conditions throughout the whole tread life.

4 Straight Groove Channels

Ideally arranged channels provide sure-footed performance in both wet and dry conditions.



Dynapro HT

LT-Metric

S-Code	Size	LI/SS	Sidewall	Rim Width Range	Max. Load		Overall Diameter	Section Width	Tread Depth	Revs/Mile	Weight	OE	Tech
					psi	lbs							
15													
2021133	185/60R15C	C	94/92T	BSW	5.5-6.0	54	1,475/1,390	23.7	7.7	14.0	884	24.1	
2002008	LT235/75R15	C	104/101Q	OWL	6.0-8.0	50	1,985/1,820	28.8	9.2	14.5	726	37.1	
16													
2001864	195/75R16C	D	107/105R	BSW	5.0-6.0	70	2,150/2,040	27.5	7.9	12.5	761	32.6	FORD Transit ('14-'19)
2020826	205/75R16C	E	113/111R	BSW	5.5-6.5	76	2,535/2,403	27.9	8.2	11.5	750	34.2	FORD Transit ('19-'28)
2001832	LT215/85R16	E	115/112Q	BSW	5.5-7.0	80	2,680/2,470	30.3	8.2	14.5	689	39.6	
2001831	LT225/75R16	E	115/112S	BSW	6.0-7.5	80	2,680/2,470	29.2	8.8	14.5	715	39.9	FORD E-Series ('19-'25)
2001863	235/65R16C	E	121/119R	BSW	6.5-7.5	85	3,195/3,000	28.0	9.4	12.5	746	40.4	FORD Transit ('14-'19)
2001811	LT235/85R16	E	120/116Q	BSW	6.0-7.5	80	3,042/2,778	31.7	9.1	14.5	660	43.7	
2001614	LT245/75R16	E	120/116S	BSW	6.5-8.0	80	3,042/2,778	30.4	9.5	14.5	687	43.1	
2021454	LT245/75R16	E	120/116R	BSW	6.5-8.0	80	3,042/2,778	30.3	9.9	13.5	689	41.3	FORD E-Series ('21-'27)
2001812	LT265/75R16	E	123/120S	BSW	7.0-9.0	80	3,415/3,085	31.6	10.5	14.5	661	47.4	
17													
2001835	LT235/80R17	E	120/117R	BSW	6.0-8.0	80	3,085/2,835	31.7	9.0	14.5	659	45.5	
2001833	LT245/70R17	E	119/116S	BSW	6.5-8.0	80	3,000/2,755	30.5	9.8	14.5	686	43.8	
2021485	LT245/70R17	E	119/116S	BSW	6.5-8.0	80	3,000/2,755	30.5	9.8	14.0	686	40.7	RIVIAN Electric Delivery Van ('21-'25) EV
2001834	LT245/75R17	E	121/118S	BSW	6.5-8.0	80	3,195/2,910	31.4	9.6	14.5	665	46.0	
2001848	LT265/70R17	E	121/118S	BSW	7.0-9.0	80	3,195/2,910	31.6	10.6	14.5	662	48.0	
2021230	LT285/70R17	E	121/118S	BSW	7.5-9.5	80	3,195/2,910	32.7	11.4	14.5	639	57.9	
18													
2021229	LT265/70R18	E	124/121S	BSW	7.0-9.0	80	3,525/3,195	32.5	10.7	15.0	643	49.6	
2021227	LT275/65R18	E	123/120S	BSW	8.0-9.5	80	3,415/3,085	32.1	11.0	16.5	652	57.7	
2021226	LT275/70R18	E	128/125S	BSW	7.0-9.0	80	3,640/3,305	33.2	11.0	15.0	630	60.2	
20													
2021231	LT265/60R20	E	121/118S	BSW	8.0-9.5	80	3,195/2,910	32.5	10.7	15.0	643	51.9	
2021228	LT275/65R20	E	126/123S	BSW	8.0-9.5	80	3,750/3,415	34.1	11.0	15.0	613	62.1	

Technical data subject to change without prior notice.

XL : Extra Load BSW : Black Sidewall WSW : White Sidewall OWL : Outlined White Letters RWL : Raised White Letters

Mileage, Road Hazard, and 30 Day Free Trial warranties apply only to replacement tires. Original Equipment tires are excluded.

Tech : Hankook Innovative Technology HRS : Hankook Runflat System SOA : Sound Absorber SEG : Sealguard EV : Electric Vehicle

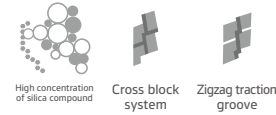
Dynapro AT2 Xtreme

On and off road all-terrain for Light Truck and SUVs

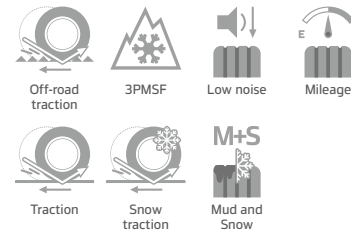
Premium All-Terrain



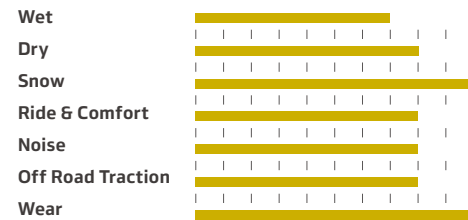
Technology icons



Performance icons



Warranties



Technical profile

Speed symbol : S,T
Tread width : 215-315
Series : 45-85
Rim Diameter : 15-22



Tough in all-terrains

The Dynapro AT2 Xtreme has been reimagined with a more aggressive shoulder design, enhanced noise reduction and longer mileage. It's aggressive high-depth sidewall blocks and cross-combined shoulder scoops enhance off-road traction and help prevent cuts and abrasions. The Dynapro AT2 Xtreme is also 3-Peak Mountain Snowflake rated and provides quiet and comfortable on-road performance.



Dynapro AT2 Xtreme

S-Code	Size	LI/SS	Sidewall	Rim Width Range	Max. Load		Overall Diameter	Section Width	Tread Depth	Revs/ Mile	Weight	UTQG	
					psi	lbs							
15													
1029781	235/75R15	XL	109T	RWL	6.0-8.0	50	2,271	28.8	9.0	12.5	722	32.1	660/A/B
16													
1029808	215/70R16	SL	100T	RWL	5.5-7.0	51	1,764	27.8	8.6	12.5	747	28.1	660/A/B
1029806	225/70R16	SL	103T	RWL	6.0-7.5	51	1,929	28.3	8.9	12.5	733	29.7	660/A/B
1029798	225/75R16	XL	108T	RWL	6.0-7.5	50	2,205	29.2	8.7	12.5	711	32.0	660/A/B
1029794	235/70R16	XL	109T	RWL	6.0-8.0	50	2,271	28.9	9.3	12.5	718	32.5	660/A/B
1029795	235/75R16	XL	112T	RWL	6.0-8.0	50	2,469	29.9	9.1	12.5	694	34.4	660/A/B
1029796	245/70R16	XL	111T	RWL	6.5-8.0	50	2,403	29.5	9.7	12.5	704	35.4	660/A/B
1029783	245/75R16	SL	111T	RWL	6.5-8.0	51	2,403	30.4	9.6	12.5	682	36.6	660/A/B
1029797	255/70R16	SL	111T	RWL	6.5-8.5	51	2,403	30.0	10.2	12.5	691	37.3	660/A/B
1029782	265/70R16	SL	112T	RWL	7.0-9.0	51	2,469	30.6	10.6	12.5	678	38.5	660/A/B
1029793	265/75R16	SL	116T	RWL	7.0-9.0	51	2,756	31.5	10.4	12.5	659	38.6	660/A/B
17													
1031251	215/65R17	SL	99T	BSW	6.0-7.5	51	1,709	28.1	8.6	12.5	740	28.0	660/A/B
1031253	225/60R17	SL	99H	BSW	6.0-8.0	51	1,708	27.6	9.3	12.5	751.5	28.4	660/A/B
1029800	235/65R17	SL	104T	RWL	6.5-8.5	51	1,984	29.1	9.6	12.5	714	32.4	660/A/B
1029799	235/75R17	SL	109T	RWL	6.0-8.0	51	2,271	30.8	9.2	12.5	674	34.4	660/A/B
1029784	245/65R17	XL	111T	RWL	7.0-8.5	50	2,403	29.6	10.0	12.5	702	35.3	660/A/B
1029786	245/70R17	SL	110T	RWL	6.5-8.0	51	2,337	30.5	9.7	12.5	681	37.0	660/A/B
1029804	245/75R17	SL	112T	BSW	6.5-8.0	51	2,469	31.4	9.6	12.5	661	37.9	660/A/B
1029801	255/65R17	SL	110T	RWL	7.0-9.0	51	2,337	30.0	10.4	12.5	691	37.0	660/A/B
1029785	255/70R17	SL	112T	RWL	6.5-8.5	51	2,469	31.1	10.2	12.5	669	38.6	660/A/B
1029791	255/75R17	SL	115T	BSW	6.5-8.5	51	2,679	32.0	10.0	12.5	650	39.0	660/A/B
1029787	265/65R17	SL	112T	RWL	7.0-9.0	51	2,469	30.5	10.9	12.5	681	39.3	660/A/B
1029842	265/70R17	SL	115T	RWL	7.0-9.0	51	2,679	31.6	10.6	12.5	657	39.6	660/A/B
18													
1029802	235/60R18	SL	103T	BSW	6.5-8.5	51	1,929	29.1	9.9	12.5	715	32.8	660/A/B
1031087	235/65R18	XL	110H	RWL	6.5-8.5	50	2,337	30.0	9.5	12.5	691	35.1	660/A/B
1029792	255/60R18	SL	108T	BSW	7.0-9.0	51	2,205	30.0	10.8	12.5	693	35.8	660/A/B
1029780	255/70R18	SL	113T	BSW	6.5-8.5	51	2,535	32.0	10.2	12.5	648	39.4	660/A/B
1029779	265/60R18	XL	114T	BSW	7.5-9.5	50	2,601	30.4	11.0	12.5	682	38.9	660/A/B
1029959	265/65R18	SL	114T	BSW	7.5-9.5	51	2,601	31.5	10.9	12.5	660	40.1	660/A/B
1031247	265/70R18	SL	116T	BSW	7.0-9.0	51	2,756	32.6	10.6	12.5	638	41.3	660/A/B
1029958	275/65R18	SL	116T	BSW	7.5-9.5	51	2,756	32.1	11.1	12.5	647	41.5	660/A/B
20													
1031249	265/50R20	XL	111T	BSW	7.5-9.5	50	2,403	30.5	11.4	12.5	682	40.3	660/A/B
1031250	275/55R20	SL	113T	BSW	7.5-9.5	51	2,535	31.9	11.5	12.5	652	41.9	660/A/B
1029777	275/60R20	SL	115T	BSW	7.5-9.5	51	2,679	32.9	11.4	12.5	631	43.9	660/A/B
1029960	285/45R22	SL	110T	BSW	9.0-10.5	51	2,337	32.0	11.5	12.5	650	48.4	660/A/B
1029778	305/45R22	XL	118T	BSW	9.5-11.5	50	2,910	32.7	12.1	12.5	635	40.3	660/A/B
1029803	305/50R20	XL	120T	BSW	8.5-11.0	50	3,086	32.0	12.8	12.5	650	46.1	660/A/B

Technical data subject to change without prior notice.

XL : Extra Load BSW : Black Sidewall WSW : White Sidewall OWL : Outlined White Letters RWL : Raised White Letters

Dynapro AT2 Xtreme

LT-Metric

S-Code	Size	LI/SS	Sidewall	Rim Width Range	Max. Load		Overall Diameter	Section Width	Tread Depth	Revs/ Mile	Weight	
					psi	lbs						
15												
2021652	LT215/75R15	C	100/97S	RWL	5.5-7.0	50	1,765/1,610	27.6	8.5	14.5	758	33.6
2021643	LT235/75R15	C	104/101S	RWL	6.0-8.0	50	1,985/1,820	28.8	9.1	15.5	726	37.6
2021644	30X9.50R15LT	C	104S	RWL	6.0-8.0	50	1,985	29.5	9.1	15.5	708	38.1
2021629	31X10.50R15LT	C	109S	RWL	7.0-9.0	50	2,270	30.5	9.9	15.5	686	42.5
2021822	32X11.50R15LT	C	113S	RWL	6.5-8.5	50	2,535	31.5	10.4	15.5	663	51.0
2021654	33X12.50R15LT	C	108S	RWL	8.0-10.5	35	2,205	32.6	11.7	15.5	641	57.5
16												
2021645	LT215/85R16	E	115/112S	RWL	5.5-7.0	80	2,680/2,470	30.3	8.2	15.0	690	40.0
2021626	LT225/75R16	E	115/112S	BSW	6.0-7.0	80	2,680/2,470	29.2	8.7	15.0	716	39.4
2021671	LT235/85R16	E	120/116S	BSW	6.0-7.5	80	3,042/2,778	31.6	8.6	16.0	661	44.3
2021630	LT245/75R16	E	120/116S	RWL	6.5-8.0	80	3,042/2,778	30.4	9.5	15.0	688	44.3
2021653	LT265/70R16	D	117/114S	RWL	7.0-9.0	65	2,835/2,600	30.6	10.4	15.5	684	46.5
2021669	LT265/75R16	E	123/120S	BSW	7.0-8.0	80	3,415/3,085	31.7	9.9	15.5	660	47.4
2021639	LT285/75R16	E	126/123S	RWL	7.5-9.0	80	3,750/3,415	32.8	10.7	15.5	637	59.8
2021659	LT305/70R16	E	124/121S	RWL	8.0-10.0	65	3,525/3,195	32.8	11.9	15.5	637	62.7
2021660	LT315/75R16	D	121/118S	RWL	8.0-10.5	50	3,195/2,910	34.6	11.7	15.5	605	65.5
17												
2021812	LT225/65R17	D	107/103S	BSW	6.0-8.0	65	2,150/1,930	28.4	9.0	15.0	735	38.4
2021651	LT225/75R17	E	116/113S	BSW	6.0-7.5	80	2,755/2,535	30.2	8.4	15.0	692	41.5
2021670	LT235/80R17	E	120/117S	BSW	6.0-7.5	80	3,085/2,835	31.7	8.8	16.0	659	44.3
2021805	LT245/65R17	D	111/108S	RWL	7.0-8.5	65	2,405/2,205	29.4	9.8	16.0	710	43.9
2021633	LT245/70R17	E	119/116S	RWL	6.5-8.0	80	3,000/2,755	30.5	9.6	15.5	685	45.4
2021632	LT245/75R17	E	121/118S	RWL	6.5-7.5	80	3,195/2,910	31.6	9.5	15.0	662	45.6
2021813	LT255/75R17	C	111/108S	BSW	6.5-8.5	50	2,405/2,205	32.0	9.5	15.0	652	46.1
2021667	LT265/70R17	E	121/118S	RWL	7.0-8.5	80	3,195/2,910	31.6	10.6	15.0	661	48.8
2021650	LT275/70R17	E	121/118S	RWL	7.0-9.0	80	3,195/2,910	32.1	10.6	15.5	652	56.8
2021640	LT285/70R17	E	121/118S	RWL	7.5-9.0	80	3,195/2,910	32.7	11.2	15.5	639	58.7
2021704	LT285/75R17	E	121/118S	BSW	7.5-9.5	80	3,195/2,910	33.8	10.6	15.5	618	60.7
2021662	LT295/70R17	E	121/118S	BSW	7.5-10.0	80	3,195/2,910	33.2	11.5	15.5	630	61.5
2021661	LT315/70R17	E	121/118S	RWL	8.0-10.5	65	3,195/2,910	34.4	12.3	15.5	608	69.5
2021663	35X12.50R17LT	E	121S	RWL	8.0-10.5	65	3,195	34.5	11.7	16.0	606	69.4

Technical data subject to change without prior notice.

XL : Extra Load BSW : Black Sidewall WSW : White Sidewall OWL : Outlined White Letters RWL : Raised White Letters

Dynapro AT2 Xtreme

LT-Metric

S-Code	Size	LI/SS	Sidewall	Rim Width Range	Max. Load		Overall Diameter	Section Width	Tread Depth	Revs/ Mile	Weight	
					psi	lbs						
18												
2021809	LT265/60R18	E	119/116S	BSW	8.0-9.5	80	3,000/2,755	30.5	10.9	14.5	686	46.8
2021707	LT265/65R18	E	122/119S	BSW	8.0-9.5	80	3,305/3,000	31.4	10.6	15.0	665	49.8
2021634	LT265/70R18	E	124/121S	BSW	7.0-9.0	80	3,525/3,195	32.6	10.5	15.0	641	50.2
2021642	LT275/65R18	E	123/120S	BSW	7.5-9.0	80	3,415/3,085	32.1	11.0	14.5	652	61.1
2021641	LT275/70R18	E	125/122S	BSW	7.0-8.5	80	3,640/3,305	33.1	10.8	14.5	631	63.1
2021664	LT285/65R18	E	125/122S	BSW	8.5-10.0	80	3,640/3,195	32.6	11.4	14.5	642	63.3
2021708	LT285/75R18	E	129/126S	BSW	7.5-9.5	80	4,080/3,750	34.8	10.6	14.5	601	66.8
2021709	LT295/70R18	E	129/126S	BSW	7.5-10.0	80	4,080/3,750	34.4	11.1	14.5	608	67.5
2021717	LT305/65R18	E	124/121S	BSW	9.0-11.0	65	3,525/3,195	33.7	11.7	14.5	621	69.5
2021655	LT325/60R18	E	124/121S	BSW	9.5-11.5	65	3,525/3,195	33.3	13.1	14.5	628	69.4
2021666	LT325/65R18	E	127/124S	BSW	9.5-11.5	65	3,860/3,525	34.6	12.8	14.5	605	75.9
2021705	33X12.50R18LT	F	122S	BSW	8.5-11.0	80	3,305	32.5	12.2	15.5	643	67.2
2021718	35X12.50R18LT	F	128S	BSW	8.5-11.0	80	3,970	34.5	11.9	16.0	606	73.2
20												
2021648	LT265/60R20	E	121/118S	BSW	8.0-9.5	80	3,195/2,910	32.5	10.7	14.5	644	55.0
2021636	LT275/55R20	D	115/112S	BSW	7.5-9.5	65	2,680/2,470	31.9	11.6	14.5	656	55.2
2021638	LT275/60R20	D	119/116S	BSW	7.5-9.5	65	3,000/2,755	32.9	11.1	14.5	635	57.1
2021635	LT275/65R20	E	126/123S	BSW	7.5-9.5	80	3,750/3,415	34.0	11.2	14.5	614	64.6
2021637	LT285/55R20	E	122/119S	BSW	8.0-10.0	80	3,305/3,000	32.4	11.8	16.0	646	63.6
2021711	LT285/60R20	E	125/122S	BSW	8.5-10.0	80	3,640/3,305	33.5	11.6	14.5	625	64.9
2021656	LT285/65R20	E	127/124S	BSW	8.5-10.0	80	3,860/3,525	34.6	11.6	14.5	605	68.3
2021712	LT295/55R20	E	123/120S	BSW	8.5-10.5	80	3,415/3,085	32.8	12.3	16.0	638	65.1
2021657	LT295/60R20	E	126/123S	BSW	8.5-10.5	80	3,750/3,415	33.9	12.0	15.0	617	69.7
2021713	LT295/65R20	E	129/126S	BSW	8.5-10.5	80	4,080/3,750	35.1	11.9	14.5	595	71.7
2021807	LT305/55R20	F	125/122S	BSW	9.0-11.0	80	3,640/3,305	33.2	12.7	15.5	630	69.6
2021649	LT325/60R20	E	126/123S	BSW	9.5-11.5	65	3,750/3,415	35.3	13.1	15.5	592	75.9
2021710	33X12.50R20LT	F	119S	BSW	8.5-11.0	80	3,000	32.6	12.6	14.5	641	66.4
2021715	35X12.50R20LT	F	125S	BSW	8.5-11.0	80	3,640	34.5	12.4	15.5	606	73.2
22												
2021658	LT325/50R22	E	122S	BSW	9.5-11.5	65	3,305	34.8	13.6	16.0	600	77.1
2021714	35X12.50R22LT	F	121S	BSW	8.5-11.0	80	3,195	34.5	12.7	15.5	606	70.1

Technical data subject to change without prior notice.

XL : Extra Load BSW : Black Sidewall WSW : White Sidewall OWL : Outlined White Letters RWL : Raised White Letters

Dynapro AT2

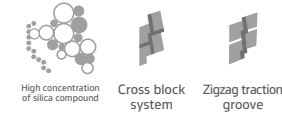
On and off road all-terrain



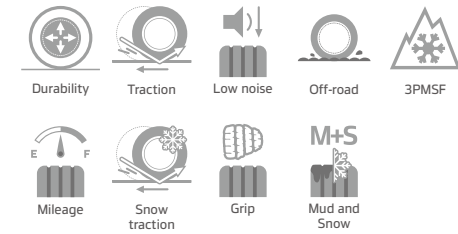
For aggressive all-terrain driving

The best on/off-road tire for 4x4 vehicles, the Dynapro AT2 employs a tough pattern design and block structure to overcome any road.

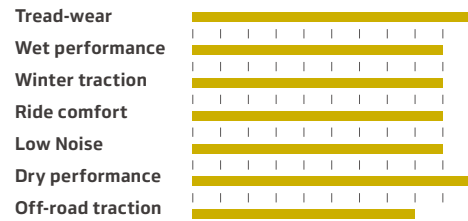

Technology icons



Performance icons



Warranties



Technical profile

Speed symbol : H, S-T
Tread width : 215-325
Series : 45-85
Inch : 15-22



* RE Only



Dynapro AT2

S-Code	Size	LI/SS	Sidewall	Rim Width Range	Max. Load		Overall Diameter	Section Width	Tread Depth	Revs/Mile	Weight	UTQG	OE
					psi	lbs							
15													
1026002	225/70R15	SL	100T	OWL	6.0-7.5	51	1,764	27.4	8.7	12.5	735	29.5	660/A/B
1023440	235/75R15	XL	109T	OWL	6.0-8.0	50	2,271	28.8	9.2	11.5	722	33.3	660/A/B
16													
1024100	215/70R16	SL	100T	OWL	5.5-7.0	51	1,764	27.8	8.7	12.5	747	29.1	660/A/B
1023441	225/70R16	SL	103T	OWL	6.0-7.5	51	1,929	28.4	8.9	12.5	731	30.5	660/A/B
1023442	225/75R16	XL	108T	OWL	6.0-7.5	50	2,183	29.2	8.7	12.5	710	32.8	660/A/B
1023444	235/75R16	XL	112T	OWL	6.0-8.0	50	2,649	29.8	9.1	12.5	698	35.4	660/A/B
1023448	255/70R16	SL	111T	OWL	6.5-8.5	51	2,403	30.0	10.2	12.5	691	38.0	660/A/B
1023443	235/70R16	XL	109T	OWL	6.0-8.0	50	2,271	28.9	9.4	12.5	718	34.1	660/A/B
1023445	245/70R16	XL	111T	OWL	6.5-8.0	50	2,403	29.5	9.6	12.5	703	35.0	660/A/B
1023446	245/75R16	SL	111T	OWL	6.5-8.0	51	2,403	30.4	9.6	12.5	682	37.3	660/A/B
1023447	255/65R16	SL	109T	OWL	7.0-9.0	51	2,271	29.0	10.2	12.5	715	35.1	660/A/B
1023449	265/70R16	SL	112T	OWL	7.0-9.0	51	2,469	30.6	10.7	12.5	678	40.3	660/A/B
1023450	265/75R16	SL	116T	OWL	7.0-9.0	51	2,756	31.6	10.4	12.5	658	40.9	660/A/B
17													
*1025783	225/60R17	SL	99H	BSW	6.0-8.0	51	1,708	27.7	9.6	10.5	750	27.2	660/A/A CHEVROLET Trailblazer ('20-'26)
1023454	245/70R17	SL	110T	OWL	6.5-8.0	51	2,337	30.5	9.7	12.5	681	37.9	660/A/B
1023457	265/65R17	SL	112T	OWL	7.5-9.5	51	2,469	30.5	10.9	11.5	682	40.0	660/A/B
1026491	265/70R17	SL	115S	BSW	7.0-9.0	51	2,679	31.5	10.7	10.0	660	36.0	520/A/B NISSAN Frontier (21-'26)
1026122	215/65R17	SL	99T	BSW	6.0-7.5	51	1,709	28.0	8.6	12.5	720	28.7	660/A/B
1023451	235/65R17	SL	104T	OWL	6.5-8.5	51	1,984	29.0	9.6	12.5	716	34.2	660/A/B
1023452	235/75R17	SL	109T	OWL	6.0-8.0	51	2,271	30.8	9.2	12.5	674	35.6	660/A/B
1023453	245/65R17	XL	111T	OWL	7.0-8.5	50	2,403	29.6	10.0	12.5	702	36.2	660/A/B
1021539	245/75R17	SL	112T	BSW	6.5-8.0	51	2,469	31.4	9.9	12.5	660	38.5	660/A/B
1023455	255/65R17	SL	110T	OWL	7.0-9.0	51	2,337	30.1	10.4	11.5	690	37.5	660/A/B
1023456	255/70R17	SL	112T	OWL	6.5-8.5	51	2,469	31.1	10.2	12.5	669	39.8	660/A/B
1021538	255/75R17	SL	115T	BSW	6.5-8.5	51	2,679	32.0	10.0	12.5	649	40.7	660/A/B
18													
1024805	235/60R18	SL	103T	BSW	6.5-8.5	51	1,929	29.1	9.9	12.5	715	33.4	660/A/B
1026005	235/65R18	XL	110H	OWL	6.5-8.5	50	2,337	30.0	9.5	12.5	672	36.5	660/A/B
1021536	255/70R18	SL	113T	BSW	6.5-8.5	51	2,535	32.0	10.7	12.5	648	41.1	660/A/B
1021537	265/60R18	XL	114T	BSW	7.5-9.5	50	2,601	30.4	11.3	12.5	682	41.1	660/A/B
1023458	265/65R18	SL	114T	BSW	7.5-9.5	51	2,601	31.5	10.9	11.5	660	40.3	660/A/B
1023459	265/70R18	SL	116T	BSW	7.0-9.0	51	2,756	32.6	10.6	12.5	637	42.4	660/A/B
1023460	275/65R18	SL	116T	BSW	7.5-9.5	51	2,756	32.1	11.2	11.5	647	42.9	660/A/B
20													
1025194	265/50R20	XL	111T	BSW	7.5-9.5	50	2,403	30.5	11.4	12.5	681	40.3	660/A/B
*1024188	275/55R20	SL	113T	BSW	7.5-9.5	51	2,535	32.1	11.3	11.5	647	40.7	440/A/A FORD F-150 ('18-'20)
*1024247	275/60R20	SL	115T	BSW	7.5-9.5	51	2,679	32.8	11.2	10.5	634	41.3	440/A/A FORD F-150 XLT, Lariat, Platinum, Limited ('20-'26)
22													
1024103	285/45R22	SL	110T	BSW	9.0-10.5	51	2,337	32.0	11.5	12.5	650	43.4	660/A/B
LT-Metric													
15													
2021290	LT215/75R15	C	100/97S	OWL	5.5-7.0	50	1,765 / 1,610	27.6	8.5	14.5	758	34.4	
2020844	LT235/75R15	C	104/101S	OWL	6.0-8.0	50	1,985 / 1,820	28.8	9.0	15.5	725	38.8	
16													
2020848	LT215/85R16	E	115/112S	OWL	5.5-7.0	80	2,680 / 2,470	30.3	8.1	15.0	691	41.7	
2020692	LT225/75R16	E	115/112S	BSW	6.0-7.5	80	2,680 / 2,470	29.2	9.0	15.0	716	42.3	
2020849	LT235/85R16	E	120/116S	BSW	6.0-7.5	80	3,042 / 2,778	31.6	8.6	16.0	661	46.5	
2020850	LT245/75R16	E	120/116S	OWL	6.5-8.0	80	3,042 / 2,778	30.4	9.5	15.5	688	45.5	
2020851	LT265/70R16	D	117/114S	OWL	7.0-9.0	65	2,835 / 2,600	30.6	10.5	15.5	683	47.4	
2020690	LT265/75R16	E	123/120S	BSW	7.0-9.0	80	3,415 / 3,085	31.7	10.3	15.5	660	50.9	
2020871	LT285/75R16	E	126/123S	OWL	7.5-9.5	80	3,750 / 3,415	32.8	10.7	15.5	637	60.6	
17													
2021250	LT255/75R17	C	111/108S	BSW	6.5-8.5	50	2,405 / 2,205	32.0	9.7	15.2	631	28.7	
2020691	LT235/80R17	E	120/117S	BSW	6.0-8.0	80	3,085 / 2,835	31.7	9.1	15.5	659	48.2	
2020852	LT245/70R17	E	119/116S	OWL	6.5-8.0	80	3,000 / 2,755	30.5	9.6	15.5	685	46.1	
2021364	LT245/75R17	E	121/118S	BSW	6.5-8.0	80	3,195 / 2,910	31.4	9.5	15.0	665	46.7	
2021363	LT265/70R17	E	121/118S	BSW	7.0-9.0	80	3,195 / 2,910	31.6	10.5	15.0	661	48.8	
2020858	LT285/70R17	E	121/118S	OWL	7.5-9.5	80	3,195 / 2,910	32.7	11.2	15.5	639	60.2	
2020860	LT315/70R17	E	121/118S	OWL	8.0-10.5	65	3,195 / 2,910	34.4	12.3	15.5	608	66.9	
18													
2020854	LT265/70R18	E	124/121S	BSW	7.0-9.0	80	3,525 / 3,195	32.6	10.5	15.0	641	50.9	
2020861	LT275/65R18	E	123/120S	BSW	8.0-9.5	80	3,415 / 3,085	32.0	11.0	15.0	652	63.7	
2020862	LT275/70R18	E	125/122S	BSW	7.0-9.0	80	3,640 / 3,305	33.1	10.8	15.0	631	63.0	
20													
2020866	LT275/65R20	E	126/123S	BSW	8.0-9.5	80	3,750 / 3,415	34.0	11.2	14.5	614	66.7	

Technical data subject to change without prior notice.
 XL : Extra Load BSW : Black Sidewall WSW : White Sidewall OWL : Outlined White Letters RWL : Raised White Letters
 Mileage, Road Hazard, and 30 Day Free Trial warranties apply only to replacement tires. Original Equipment tires are excluded.
 * These sizes do not have 3PMSF

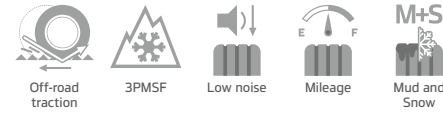
Dynapro XT

On and off road rugged terrain for Light Truck and SUVs

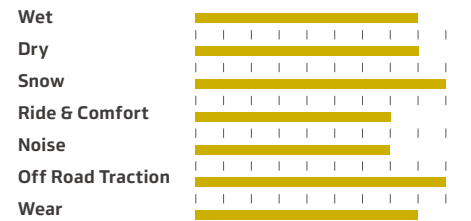

Rugged Terrain



Performance icons



Warranties



Technical profile

Tread width : 235-345
 Series : 45-80
 Rim Diameter : 17-22
 Speed symbol : R

Ruggedness meets comfort

The Dynapro XT offers excellent off-road traction in rugged conditions as well as an aggressive sawtoothed sidewall design that provides protection against punctures. The Dynapro XT also comes equipped with a 3-Peak Mountain Snowflake rating, allowing for excellent performance in severe snow conditions.



Dynapro XT

LT-Metric

S-Code	Size	LI/SS	Sidewall	Rim Width Range	Max. Load		Overall Diameter	Section Width	Tread Depth	Revs/ Mile	Weight	
					psi	lbs						
17												
2021367	LT235/80R17	E	120/117R	BSW	6.0-8.0	80	3,085/2,835	31.7	8.8	15.5	659	44.2
2021368	LT245/75R17	E	121/118R	BSW	6.5-8.0	80	3,195/2,910	31.4	9.4	15.5	665	45.7
2021369	LT255/75R17	C	111/108R	BSW	6.5-8.5	50	2,405/2,205	32.0	9.6	15.5	654	46.7
2021370	LT255/80R17	E	121/118R	BSW	6.5-8.5	80	3,195/2,910	33.0	9.6	15.5	633	49.3
2021371	LT265/70R17	E	121/118R	BSW	7.0-9.0	80	3,195/2,910	31.6	10.4	15.5	661	48.3
2021497	LT285/70R17	E	121/118R	BSW	7.5-9.5	80	3,195/2,910	32.7	11.2	15.5	639	57.8
2021373	LT285/75R17	E	121/118R	BSW	7.5-9.5	80	3,195/2,910	33.8	10.6	15.5	618	60.4
2021374	LT295/70R17	E	121/118R	BSW	7.5-10.0	80	3,195/2,910	33.3	11.4	15.5	628	59.7
2021498	LT315/70R17	E	121/118R	BSW	8.0-10.5	65	3,195/2,910	34.4	12.2	15.5	608	69.9
2021505	35X12.50R17LT	F	121R	BSW	8.0-10.5	80	3,195	34.5	11.9	17.0	605	71.1
2021366	37X12.50R17LT	D	124R	BSW	8.0-10.5	50	3,525	36.6	11.7	17.0	572	69.9
18												
2021499	LT275/65R18	E	123/120R	BSW	8.0-9.5	80	3,415/3,085	32.0	10.9	15.5	652	61.7
2021501	LT275/70R18	E	125/122R	BSW	7.0-9.0	80	3,640/3,305	33.1	10.8	15.5	631	62.7
2021500	LT285/65R18	E	125/122R	BSW	8.0-10.0	80	3,640/3,305	32.5	11.4	15.5	643	63.8
2021381	LT285/75R18	E	129/126R	BSW	7.5-9.5	80	4,080/3,750	34.8	10.6	15.5	600	65.5
2021382	LT295/70R18	E	129/126R	BSW	7.5-10.0	80	4,080/3,750	34.3	11.4	15.5	610	66.5
2021376	33X12.50R18LT	F	122R	BSW	8.5-11.0	80	3,305	32.5	12.3	17.0	643	65.9
2021506	35X12.50R18LT	F	128R	BSW	8.5-11.0	80	3,970	34.5	12.0	17.0	605	72.3
20												
2021388	LT275/65R20	E	126/123R	BSW	8.0-9.5	80	3,750/3,415	34.0	11.2	15.5	615	65.0
2021389	LT285/55R20	E	122/119R	BSW	8.5-10.0	80	3,305/3,000	32.4	11.9	15.5	644	62.5
2021390	LT295/55R20	E	123/120R	BSW	8.5-10.5	80	3,415/3,085	32.8	12.3	15.5	638	63.2
2021391	LT295/60R20	E	126/123R	BSW	8.5-10.5	80	3,750/3,415	33.9	11.9	15.5	617	67.9
2021392	LT295/65R20	E	129/126R	BSW	8.5-10.5	80	4,080/3,750	35.1	11.7	15.5	596	70.5
2021393	LT305/55R20	F	125/122R	BSW	9.0-11.0	80	3,640/3,305	33.2	12.6	15.5	629	66.8
2021384	33X12.50R20LT	F	119R	BSW	8.5-11.0	80	3,000	32.5	12.6	17.0	643	66.8
2021385	35X12.50R20LT	F	125R	BSW	8.5-11.0	80	3,640	34.5	12.3	17.0	606	71.7
2021386	37X12.50R20LT	F	128R	BSW	8.5-11.0	80	3,970	36.6	12.0	17.0	572	76.5
2021387	37X13.50R20LT	F	128R	BSW	9.5-11.0	80	3,970	36.5	13.1	17.0	572	80.8
22												
2021394	33X12.50R22LT	F	114R	BSW	8.5-11.0	80	2,600	32.5	12.8	15.5	643	68.2
2021395	35X12.50R22LT	F	121R	BSW	8.5-11.0	80	3,195	34.5	12.6	17.0	606	72.6
2021396	37X13.50R22LT	F	128R	BSW	9.5-12.0	80	3,970	36.5	13.4	17.0	573	82.8

Technical data subject to change without prior notice.

XL : Extra Load BSW : Black Sidewall WSW : White Sidewall OWL : Outlined White Letters RWL : Raised White Letters

Dynapro MT2

Off-road Maximum Traction




Technology icons



Performance icons



Warranties



Technical profile

Tread width : 215-315
Aspect Ratio : 55-85
Rim Diameter : 15-22
Speed symbol : Q



Off-Road Traction for the Toughest Terrain

The Dynapro MT2 boasts superb multi-directional traction and excellent grip, acceleration and anti-puncture capability. Even under harsh off-road conditions, expect the best possible driving performance with excellent handling and stability on any road type.



Dynapro MT2

LT-Metric

S-Code	Size	LI/SS	Sidewall	Rim Width Range	Max. Load		Overall Diameter	Section Width	Tread Depth	Revs/Mile	Weight	OE
					psi	lbs						
15												
2020985	LT215/75R15	C	100/97Q	OWL	5.5-7.0	50	1,765/1,610	27.8	8.3	15.5	751	35.7
2020986	LT235/75R15	C	104/101Q	OWL	6.0-8.0	50	1,985/1,820	29.0	8.9	16.0	720	39.1
2020980	30X9.50R15LT	C	104Q	OWL	6.0-8.0	50	1,985	29.7	9.0	17.0	704	41.3
2020981	31X10.50R15LT	C	109Q	OWL	7.0-9.0	50	2,270	30.7	10.1	17.5	679	47.5
2020982	32X11.50R15LT	C	113Q	OWL	6.5-8.5	50	2,535	31.8	10.6	17.0	657	52.9
2020983	33X12.50R15LT	C	108Q	OWL	8.5-11.0	35	2,205	32.8	11.7	17.0	636	59.6
16												
2020730	LT215/85R16	E	115/112Q	BSW	5.5-7.0	80	2,680/2,470	30.5	8.0	17.0	685	43.9
2020799	LT225/75R16	E	115/112Q	BSW	6.0-7.5	80	2,680/2,470	29.4	8.5	17.0	710	42.4
2020800	LT245/75R16	E	120/116Q	BSW	6.5-8.0	80	3,042/2,778	30.6	9.5	17.5	684	48.0
2020988	LT265/75R16	E	123/120Q	OWL	7.0-9.0	80	3,415/3,085	31.8	10.0	17.0	657	54.1
2021075	LT305/70R16	E	124/121Q	OWL	8.0-10.0	65	3,525/3,195	33.0	11.8	18.5	633	67.9
2020990	LT315/75R16	E	127/124Q	OWL	8.0-10.5	65	3,860/3,525	34.8	11.7	17.5	601	70.9
17												
2020765	LT265/70R17	E	121/118Q	OWL	7.0-9.0	80	3,195/2,910	31.9	10.4	17.5	656	50.6
2020790	35X12.50R17LT	E	121Q	BSW	8.0-10.5	65	3,195	34.7	12.0	18.5	602	51.4
2020801	LT255/75R17	E	121/118Q	BSW	6.5-8.5	80	3,195/2,910	32.2	9.8	17.0	650	52.9
2020802	LT295/70R17	E	121/118Q	BSW	7.5-10.0	80	3,195/2,910	33.5	11.5	17.0	624	64.4
2020803	LT315/70R17	D	121/118Q	BSW	8.0-10.5	50	3,195/2,910	34.6	12.3	18.0	605	65.9
2020991	LT285/70R17	E	121/118Q	OWL	7.5-9.5	80	3,195/2,910	32.9	11.3	18.5	635	72.9
2021077	LT245/75R17	E	124/121Q	OWL	6.5-8.0	80	3,195/2,910	31.7	9.3	17.5	659	73.4
18												
2021076	LT235/80R17	E	124/121Q	BSW	6.0-8.0	80	3,085/2,835	31.9	8.7	17.0	654	48.5
2020798	LT235/85R16	E	120/116Q	BSW	6.0-7.5	80	3,042/2,778	31.9	8.8	17.0	655	48.9
2020806	LT275/65R18	E	123/120Q	BSW	8.0-9.5	80	3,415/3,085	32.2	10.9	18.0	649	64.7
2021223	LT275/70R18	E	125/122R	BSW	7.0-9.0	80	3,640/3,305	33.3	10.7	18.5	628	61.2
2020807	LT285/65R18	E	125/122Q	BSW	8.0-10.0	80	3,640/3,305	32.7	11.4	17.5	639	68.1
2020989	LT285/75R16	E	126/123Q	OWL	7.5-9.5	80	3,750/3,415	33.0	10.6	17.0	633	63.4
2020805	LT295/70R18	E	129/126Q	BSW	7.5-10.0	80	4,080/3,750	34.5	11.5	17.0	606	71.9
2021079	LT305/70R18	E	126/123Q	OWL	8.0-10.0	65	3,750/3,415	35.0	11.8	18.5	597	77.1
2021406	33X12.50R18LT	F	122Q	BSW	8.5-11.0	80	3,305	32.7	12.2	16.5	616	69.4
2021407	35X12.50R18LT	F	128Q	BSW	8.5-11.0	80	3,970	34.8	12.0	18.9	580	76.0
20												
2020808	LT275/65R20	E	126/123Q	BSW	8.0-9.5	80	3,750/3,415	34.2	10.6	18.0	611	70.4
2021080	LT285/55R20	E	122/119Q	BSW	8.5-10.0	80	3,305/3,000	32.6	11.9	17.5	642	67.0
2020809	LT295/55R20	E	123/120Q	BSW	8.5-10.5	80	3,415/3,085	33.0	12.3	16.0	634	68.9
2021081	LT295/60R20	E	126/123Q	BSW	8.5-10.5	80	3,750/3,415	34.1	11.5	17.5	613	73.2
2021082	LT295/65R20	E	129/126Q	BSW	8.5-10.5	80	4,080/3,750	35.3	11.6	16.0	592	75.1
2021414	LT305/55R20	F	125/122Q	BSW	9.0-11.0	80	3,640/3,305	33.4	12.3	17.8	604	72.5
2021083	LT315/60R20	E	125/122Q	BSW	9.5-11.0	65	3,640/3,305	35.1	12.6	18.0	596	79.2
2021409	33X12.50R20LT	F	119Q	BSW	8.5-11.0	80	3,000	32.8	12.6	17.1	616	69.6
2021411	35X12.50R20LT	F	125Q	BSW	8.5-11.0	80	3,640	34.7	12.4	17.8	581	77.0
2021084	37X12.50R20LT	E	120/116Q	BSW	8.5-11.0	80	3,042/2,778	36.7	12.4	18.5	569	82.0
2020795	37X13.50R20LT	E	127Q	BSW	9.5-11.0	65	3,860	36.8	13.2	18.0	569	88.8
22												
2021085	35X12.50R22LT	E	120/116Q	BSW	8.5-11.0	65	2,835	34.7	12.3	17.0	601	75.8
2021418	37X13.50R22LT	F	128Q	BSW	9.5-12.0	80	3,970	36.7	13.4	18.9	550	87.2

Technical data subject to change without prior notice.

XL : Extra Load BSW : Black Sidewall WSW : White Sidewall OWL : Outlined White Letters RWL : Raised White Letters Mileage, Road Hazard, and 30 Day Free Trial warranties apply only to replacement tires. Original Equipment tires are excluded.



vanTRa

Vantra is a brand for Hankook Tire's light trucks, transport vehicles and trailers, providing safe driving for heavily loaded vehicles. It provides basic performance based on all-season performance, durability and long mileage.

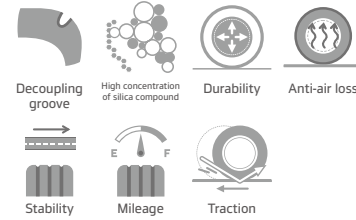
VanTRA TRAILER / VanTRA TRAILER TH31

Special Trailer

Special Trailer



VanTRA TRAILER



VanTRA TRAILER TH31



Technical profile

Tread width : 175-255
 Series : 75-90
 Rim Diameter : 13-16
 Speed symbol : N, M

Durable & Long-lasting even under Heavy Loads

Vantra Trailer provides superior quality in terms of durability, speed rating and lifespan to improve the performance of your trailer and stand up to heavy-loads and long travel distances.

Trailers

* Special trailer tires are engineered specifically for use like following trailers



Vantra Trailer

S-Code	Size	LI/SS	Sidewall	Rim Width Range	Max. Load		Overall Diameter	Section Width	Tread Depth	Revs/Mile	Weight	
					psi	lbs						
13												
2021432	ST175/80R13	C	91/87N	BSW	4.5-6.0	50	1,360/1,200	23.9	7.0	8.0	875	21.1
2021433	ST185/80R13	C	94/89N	BSW	4.5-6.0	50	1,480/1,280	24.5	7.2	8.0	853	22.4
14												
2021434	ST205/75R14	D	105/101N	BSW	5.0-7.0	65	2,040/1,820	26.0	7.9	8.0	804	28.0
2021435	ST215/75R14	D	108/103N	BSW	5.5-7.0	65	2,200/1,930	26.6	8.4	8.0	787	29.8
15												
2021436	ST205/75R15	D	107/102N	BSW	5.0-7.0	65	2,150/1,870	27.0	7.9	8.0	774	29.6
2021437	ST225/75R15	E	117/112N	BSW	6.0-7.5	80	2,830/2,470	28.2	8.7	8.0	742	34.3
16												
2021438	ST235/80R16	E	123/119N	BSW	6.0-8.0	80	3,420/3,000	30.7	9.1	8.0	682	44.2
2021439	ST235/85R16	E	125/121N	BSW	6.0-7.5	80	3,640/3,200	31.6	9.0	8.0	662	45.7
2021440	ST255/85R16	E	129/125N	BSW	6.5-8.0	80	4,080/3,640	32.9	9.6	8.0	635	54.5

Vantra Trailer TH31 /TH31

16												
3003760	ST235/80R16	G	129/125M	BSW	6.0-8.0	110	4,080/3,640	30.8	9.2	12.0	681	60.6
3003734	ST235/85R16	G	132/127M	BSW	6.0-7.5	110	4,400/3,860	31.6	9.3	12.0	664	61.6
3003761	ST225/90R16	G	129/125M	BSW	6.0-7.0	110	4,080/3,640	31.8	8.6	12.0	660	59.0

Technical data subject to change without prior notice.

XL : Extra Load BSW : Black Sidewall WSW : White Sidewall OWL : Outlined White Letters RWL : Raised White Letters

Vantra LT

Commercial Vans and Transporters

Commercial Van



Technology icons



Performance icons



Technical profile

Tread width : 185-195
 Aspect Ratio : 75-82
 Rim Diameter : 14-16
 Speed symbol : R

Improved durability and internal anti abrasion qualities

The Vantra LT, a tire for commercial vans and transport vehicles, provides excellent durability, increased mileage as well as excellent wet performance and a balanced grip. Even under heavy loads, stability is maintained, increasing driver safety.



Vantra LT

S-Code	Size	LI/SS	Sidewall	Rim Width Range	Max. Load		Overall Diameter	Section Width	Tread Depth	Revs/Mile	Weight	OE	
					psi	lbs							
14													
2001939	185R14C	D	102/100R	BSW	5.0-6.0	65	1,875/1,764	25.5	7.2	10.0	819	24.2	
2001946	195R14C	D	106/104R	BSW	5.0-6.0	65	2,094/1,984	26.1	7.6	12.0	800	26.3	
16													
2020425	195/75R16C	D	107/105R	BSW	5.0-6.0	69	2,150/2,040	27.3	7.7	11.5	766	28.9	MERCEDES BENZ Sprinter ('18-'25)

Technical data subject to change without prior notice.

XL : Extra Load BSW : Black Sidewall WSW : White Sidewall OWL : Outlined White Letters RWL : Raised White Letters Mileage, Road Hazard, and 30 Day Free Trial warranties apply only to replacement tires. Original Equipment tires are excluded.



HANKOOK
driving emotion

Winter i*cept
Winter i*Pike

Winter i*cept and Winter i*Pike are Hankook Tire's winter tire brands that ensure safe driving on snow and ice-covered roads. Our unique compounds and materials deliver a powerful grip force, braking power, and balance, thereby enabling delightful winter driving.

Winter i*cept evo³

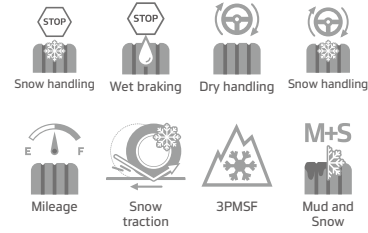
Ultra-High Performance Studless Winter



Technology icons



Performance icons



Technical profile

Speed Symbol : H, V, W
Tread Width: 215-315
Series : 30-65
Inch : 17-21



A winter perfection in all conditions

The adaption of highly refined resin infused compound enhances the grip in the wet by keeping it flexible at a wide temperature range. The unidirectional tread together with snow pick shaped groove and 3D- Winter sipes enhances driving stability and improves braking performance on snow covered roads.



Ultra-High Performance Winter

Winter i*cept evo³

Studless

S-Code	Size	LI/SS	Sidewall	Rim Width Range	Max. Load		Overall Diameter	Section Width	Tread Depth	Revs/ Mile	Weight	
					psi	lbs						
17												
1026305	215/60R17	SL	96H	BSW	6.0-7.5	51	1,565	27.1	9.0	10.5	768	22.5
1026304	225/60R17	SL	99H	BSW	6.0-8.0	51	1,709	27.5	9.3	10.5	754	24.3
1026329	235/45R17	XL	97V	BSW	7.5-9.0	50	1,609	25.2	9.6	10.5	824	22.2
1026345	235/50R17	XL	100V	BSW	6.5-8.5	50	1,764	26.2	10.0	10.5	794	23.2
1026320	245/45R17	XL	99V	BSW	7.5-9.0	50	1,709	25.5	9.9	10.5	814	23.7
16												
1026310	215/55R18	XL	99V	BSW	6.0-7.5	50	1,709	27.2	9.1	10.5	765	23.7
1026306	225/40R18	XL	92V	BSW	7.5-9.0	50	1,389	24.8	9.4	10.5	837	19.8
1026226	225/45R18	XL	95V	BSW	7.0-8.5	50	1,521	25.7	9.2	10.5	808	22.3
1026312	225/50R18	XL	99V	BSW	6.0-8.0	50	1,709	26.8	9.8	10.5	776	24.2
1026317	235/40R18	XL	95V	BSW	8.0-9.5	50	1,521	25.3	9.8	10.5	822	21.9
1026309	235/45R18	XL	98V	BSW	7.5-9.0	50	1,653	26.2	9.6	10.5	793	23.6
1026313	245/40R18	XL	97V	BSW	8.0-9.5	50	1,609	25.6	10.1	10.5	812	22.6
1026307	245/45R18	XL	100V	BSW	7.5-9.0	50	1,764	26.5	9.9	10.5	783	25.5
1026328	245/50R18	XL	104V	BSW	7.0-8.5	50	1,984	27.6	10.5	10.5	753	26.5
1026360	255/35R18	XL	94V	BSW	8.5-10.0	50	1,477	24.9	10.6	10.5	835	22.5
16												
1026322	225/40R19	XL	93V	BSW	7.5-9.0	50	1,433	25.8	9.4	10.5	804	22.1
1026326	225/45R19	XL	96V	BSW	7.0-8.5	50	1,565	26.8	9.2	10.5	775	22.7
1026316	235/35R19	XL	91W	BSW	8.0-9.5	50	1,356	25.3	10.0	10.5	820	22.8
1026319	235/40R19	XL	96V	BSW	8.0-9.5	50	1,565	26.3	9.8	10.5	791	22.8
1026318	235/45R19	XL	99V	BSW	7.5-9.0	50	1,709	27.2	9.6	10.5	763	24.9
1026323	245/35R19	XL	93W	BSW	8.0-9.5	50	1,433	25.6	10.1	10.5	810	23.0
1026314	245/40R19	XL	98V	BSW	8.0-9.5	50	1,653	26.6	10.1	10.5	782	25.1
1026311	245/45R19	XL	102V	BSW	7.5-9.0	50	1,874	27.5	9.9	10.5	755	26.2
1026315	255/35R19	XL	96V	BSW	8.5-10.0	50	1,565	25.9	10.6	10.5	803	24.5
1026321	255/40R19	XL	100V	BSW	8.5-10.0	50	1,764	26.9	10.6	10.5	772	25.2
1026327	255/45R19	XL	104W	BSW	8.0-9.5	50	1,984	27.9	10.4	10.5	744	27.5
16												
1026357	235/35R20	XL	92W	BSW	8.0-9.5	50	1,389	26.3	10.0	10.5	789	22.6
1026341	245/35R20	XL	95W	BSW	8.0-9.5	50	1,521	26.6	10.1	10.5	780	24.2
1026339	245/40R20	XL	99W	BSW	8.0-9.5	50	1,709	27.6	10.1	10.5	753	25.6
1026335	245/45R20	XL	103V	BSW	7.5-9.0	50	1,929	28.5	9.9	10.5	728	27.3
1026338	255/35R20	XL	97W	BSW	8.5-10.0	50	1,609	26.9	10.6	10.5	773	26.2
1026347	275/30R20	XL	97W	BSW	9.0-10.0	50	1,609	26.4	11.5	10.5	787	27.8
16												
1027229	275/35R21	XL	103W	BSW	9.0-11.0	50	1,929	28.4	11.2	10.5	731	29.1

Technical data subject to change without prior notice.


XL : Extra Load BSW : Black Sidewall WSW : White Sidewall OWL : Outlined White Letters RWL : Raised White Letters

Winter i*cept evo³ x

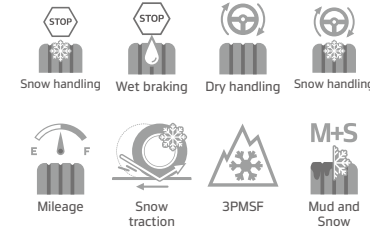
Ultra-High Performance Studless Winter



Technology icons



Performance icons



Technical profile

Speed Symbol : H, V, W
Tread Width: 215-315
Series : 30-65
Inch : 17-21



A winter perfection in all conditions

The adaption of highly refined resin infused compound enhances the grip in the wet by keeping it flexible at a wide temperature range. The unidirectional tread together with snow pick shaped groove and 3D- Winter sipes enhances driving stability and improves braking performance on snow covered roads.



Ultra-High Performance Winter

Winter i*cept evo³ x

Studless

S-Code	Size	LI/SS	Sidewall	Rim Width Range	Max. Load		Overall Diameter	Section Width	Tread Depth	Revs/ Mile	Weight	
					psi	lbs						
17												
1026384	215/65R17	SL	99V	BSW	6.0-7.5	51	1,709	27.9	8.8	10.5	744	25.5
1026386	225/65R17	SL	102H	BSW	6.0-8.0	51	1,874	28.4	9.2	10.5	731	26.8
1026385	235/55R17	XL	103V	BSW	6.5-8.5	50	1,929	27.2	9.7	10.5	765	26.7
1026402	235/60R17	XL	106H	BSW	6.5-8.5	50	2,094	28.0	9.6	10.5	742	26.1
1026388	235/65R17	XL	108V	BSW	6.5-8.5	50	2,205	28.9	9.5	10.5	718	28.0
1026407	255/65R17	XL	114H	BSW	7.0-9.0	50	2,601	30.0	10.3	10.5	693	31.6
18												
1026387	225/55R18	XL	102V	BSW	6.0-8.0	50	1,874	27.6	9.6	10.5	752	26.1
1026397	225/60R18	XL	104V	BSW	6.0-8.0	50	1,984	28.5	9.3	10.5	728	27.6
1026392	235/50R18	XL	101V	BSW	6.5-8.5	50	1,819	27.2	10.0	10.5	765	27.2
1026395	235/55R18	XL	104V	BSW	6.5-8.5	50	1,984	28.0	10.2	10.5	741	28.0
1026389	235/60R18	XL	107H	BSW	6.5-8.5	50	2,149	29.0	9.6	10.5	717	27.9
1027212	245/60R18	SL	105H	BSW	7.0-8.5	51	2,039	29.4	10.0	10.5	706	29.8
1026399	255/55R18	XL	109V	BSW	7.0-9.0	50	2,271	28.9	10.9	10.5	719	32.0
1026404	255/60R18	XL	112V	BSW	7.0-9.0	50	2,469	29.9	10.6	10.5	694	32.2
1026401	265/60R18	XL	114H	BSW	7.5-9.5	50	2,601	30.5	10.9	10.5	682	34.1
19												
1026408	225/55R19	SL	99V	BSW	6.0-8.0	51	1,709	28.6	9.6	10.5	726	27.3
1026394	235/50R19	XL	103V	BSW	6.5-8.5	50	1,929	28.2	10.0	10.5	738	28.3
1026391	235/55R19	XL	105V	BSW	6.5-8.5	50	2,039	29.0	10.2	10.5	716	29.5
1026423	245/50R19	XL	105V	BSW	7.0-8.5	50	2,039	28.6	10.5	10.5	727	29.2
1026398	255/50R19	XL	107V	BSW	7.0-9.0	50	2,149	28.9	11.0	10.5	718	30.1
1026403	255/55R19	XL	111V	BSW	7.0-9.0	50	2,403	29.9	10.9	10.5	695	32.2
1026410	265/50R19	XL	110V	BSW	7.5-9.5	50	2,337	29.3	11.3	10.5	708	33.1
1027217	275/55R19	SL	111H	BSW	7.5-9.5	51	2,403	30.7	11.7	10.5	675	36.4
20												
1027222	235/55R20	XL	105V	BSW	6.5-8.5	50	2,039	30.0	10.2	10.5	692	30.9
1026400	255/45R20	XL	105V	BSW	8.0-9.5	50	2,039	28.9	10.4	10.5	718	30.2
1026406	255/50R20	XL	109V	BSW	7.0-9.0	50	2,271	29.9	11.0	10.5	694	32.6
1026425	255/55R20	XL	110V	BSW	7.0-9.0	50	2,337	30.9	10.9	10.5	673	34.9
1026421	265/45R20	XL	108V	BSW	8.5-10.0	50	2,205	29.2	10.8	10.5	711	31.3
1026412	265/50R20	XL	111V	BSW	7.5-9.5	50	2,403	30.3	11.3	10.5	685	34.3
1026405	275/40R20	XL	106V	BSW	9.0-11.0	50	2,094	28.5	11.3	10.5	728	32.1
1026419	275/45R20	XL	110W	BSW	8.5-10.5	50	2,337	29.6	11.1	10.5	701	34.8
1026413	315/35R20	XL	110V	BSW	10.5-12.5	50	2,337	28.7	12.4	10.5	725	35.4
21												
1026416	265/40R21	XL	105V	BSW	9.0-10.5	50	2,039	29.1	11.0	10.5	715	30.4
1026414	275/45R21	XL	110V	BSW	8.5-10.5	50	2,337	30.6	11.1	10.5	678	35.9
1027227	285/45R21	XL	113W	BSW	9.0-10.5	50	2,535	30.9	11.5	10.5	672	36.8
1026409	295/35R21	XL	107V	BSW	10.0-11.5	50	2,149	28.8	12.3	10.5	720	33.5

Technical data subject to change without prior notice.

XL : Extra Load BSW : Black Sidewall WSW : White Sidewall OWL : Outlined White Letters RWL : Raised White Letters

Winter i*cept iZ³ | Winter i*cept iZ³ x

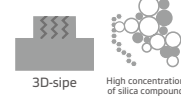
Studless Winter

Studless Winter



Available in First Half of 2023

Technology icons



Performance icons



Technical profile

Speed Symbol : T, H
Tread Width: 185-275
Series : 45-70 Series
Inch : 15-20

Standard touring all-season tire

Winter i*cept iZ³ ensures maximum studless safety on ice and snow roads. Winter design technology and compound improve outstanding braking and steering on icy roads. V-shaped wide groove and compound provide enhanced braking control even in snow and wet roads.



Winter i*cept iZ³

Available in First Half of 2023

S-Code	Size	LI/SS	Sidewall	Rim Width Range	Max. Load		Overall Diameter	Section Width	Tread Depth	Revs/ Mile	Weight
					psi	lbs					
15											
*1032725	185/60R15	SL	84T	BSW	5.0-6.5	51	1,102		10.5		
*1032731	185/65R15	SL	88T	BSW	5.0-6.5	51	1,235		10.5		
*1032732	195/60R15	SL	88T	BSW	5.5-7.0	51	1,235		10.5		
*1032739	195/65R15	SL	91T	BSW	5.5-7.0	51	1,356		10.5		
1032473	205/65R15	SL	94T	BSW	5.5-7.5	51	1,477	25.4	8.5	10.5	819 20.2
16											
*1032735	195/55R16	SL	87H	BSW	5.5-7.0	51	1,201		10.5		
1030540	205/55R16	XL	94H	BSW	5.5-7.5	50	1,477	24.7	8.9	10.5	840 19.9
*1032730	205/60R16	SL	92T	BSW	5.5-7.5	51	1,389		10.5		
*1032738	205/65R16	SL	95T	BSW	5.5-7.5	51	1,521		10.5		
1032508	215/55R16	SL	93H	BSW	6.0-7.5	51	1,433	25.1	9.1	10.5	829 20.8
*1032728	215/60R16	SL	95H	BSW	6.0-7.5	51	1,521		10.5		
*1032737	215/65R16	SL	98T	BSW	6.0-7.5	51	1,653		10.5		
1032491	225/60R16	SL	98T	BSW	6.0-8.0	51	1,653	26.5	9.3	10.5	785 23.7
17											
1032511	205/50R17	XL	93H	BSW	5.5-7.5	50	1,433	24.9	9.0	10.5	833 21.2
*1032734	215/50R17	SL	91H	BSW	6.0-7.5	51	1,356		10.5		
*1032729	215/55R17	SL	94H	BSW	6.0-7.5	51	1,477		10.5		
*1032726	215/60R17	SL	96T	BSW	6.0-7.5	51	1,565		10.5		
1030912	225/45R17	XL	94H	BSW	7.0-8.5	50	1,477	24.9	9.0	10.5	833 21.6
*1032727	225/50R17	SL	94H	BSW	6.0-8.0	51	1,477		10.5		
1032497	225/55R17	XL	101H	BSW	6.0-8.0	50	1,819	26.6	9.5	10.5	782 25.9
1032486	235/45R17	SL	94H	BSW	7.5-9.0	51	1,477	25.2	9.6	10.5	825 22.7
*1032733	235/55R17	SL	99H	BSW	6.5-8.5	51	1,709		10.5		
18											
1032510	225/45R18	XL	95H	BSW	7.0-8.5	50	1,521	25.8	9.2	10.5	806 22.6
1032472	235/45R18	XL	98H	BSW	7.5-9.0	50	1,653	26.2	9.6	10.5	794 23.4
1032487	235/50R18	SL	97H	BSW	6.5-8.5	51	1,609	27.1	10.1	10.5	767 25.4

Winter i*cept iZ³ x

16											
1032441	235/60R16	SL	100T	BSW	6.5-8.5	51	1,764	27.0	9.8	10.5	769 26.8
1032876	235/65R16	SL	103T	BSW	6.5-8.5	51	1,929	27.9	9.5	10.5	744 27.6
17											
*1032989	215/65R17	SL	99T	BSW	6.0-7.5	51	1,709		10.5		
1032442	225/60R17	XL	103T	BSW	6.0-8.0	50	1,929	27.6	9.4	10.5	754 27.1
1032443	225/65R17	XL	106T	BSW	6.0-8.0	50	2,094	28.4	9.1	10.5	731 28.1
1032444	235/60R17	SL	102T	BSW	6.5-8.5	51	1,874	28.0	9.8	10.5	741 28.1
1032445	235/65R17	SL	104T	BSW	6.5-8.5	51	1,984	28.9	9.5	10.5	718 29.2
1032446	245/65R17	SL	107T	BSW	7.0-8.5	51	2,149	29.4	9.8	10.5	706 30.4
1032788	245/70R17	SL	110T	BSW	6.5-8.0	51	2,337	30.4	9.6	10.5	683 31.3
1032789	265/70R17	SL	115T	BSW	7.0-9.0	51	2,679	31.5	10.6	10.5	659 35.7
18											
1032447	215/55R18	XL	99T	BSW	6.0-7.5	50	1,709	27.2	9.1	10.5	765 24.9
1032448	225/55R18	XL	102H	BSW	6.0-8.0	50	1,874	27.6	9.4	10.5	751 27.2
1032449	225/60R18	SL	100H	BSW	6.0-8.0	51	1,764	28.5	9.4	10.5	728 28.2
1032450	235/55R18	XL	104T	BSW	6.5-8.5	50	1,984	28.0	9.8	10.5	741 28.5
1032451	235/60R18	XL	107T	BSW	6.5-8.5	50	2,149	29.0	9.8	10.5	716 29.8
1032452	235/65R18	XL	110T	BSW	6.5-8.5	50	2,337	29.9	9.5	10.5	694 31.1
1032453	245/60R18	SL	105T	BSW	7.0-8.5	51	2,039	29.5	10.0	10.5	704 30.8
1032790	255/65R18	SL	111T	BSW	7.0-9.0	51	2,403	31.0	10.3	10.5	671 33.4
1032791	255/70R18	SL	113T	BSW	6.5-8.5	51	2,535	31.9	10.1	10.5	650 35.0
1032792	265/65R18	SL	114T	BSW	7.5-9.5	51	2,601	31.4	10.7	10.5	661 35.5
1032454	275/65R18	SL	116T	BSW	7.5-9.5	51	2,756	31.9	11.1	10.5	650 38.1
19											
1032455	225/55R19	XL	103T	BSW	6.0-8.0	50	1,929	28.7	9.4	10.5	725 28.3
1032457	235/55R19	XL	105H	BSW	6.5-8.5	50	2,039	29.1	9.8	10.5	715 30.0
1032461	255/55R19	XL	111T	BSW	7.0-9.0	50	2,403	29.9	10.7	10.5	695 33.5
20											
1032465	255/50R20	XL	109T	BSW	7.0-9.0	50	2,271	29.8	10.8	10.5	697 33.4
1032793	275/60R20	SL	115T	BSW	7.5-9.5	51	2,679	32.9	11.1	10.5	631 38.9

Technical data subject to change without prior notice.

XL : Extra Load BSW : Black Sidewall WSW : White Sidewall OWL : Outlined White Letters RWL : Raised White Letters

* Data to be determined

Winter i*Pike RS²

Studdable & Studded Winter



Technology icons



Performance icons



Technical profile

Speed Symbol : T
Tread Width: 175-235
Series : 45-70
Inch : 13-18

The new specialty for the northern winter

The new Hankook Winter i*pike RS² have a unique design which is optimized for your winter driving performance. The new Hankook Winter i*pike RS² gives you special value through the combination of delicate lines and curves.



Studdable & Studded Winter

Winter i*Pike RS²

S-Code	Non-Stud	Factory Stud	Size	LI/SS	Sidewall	Rim Width Range	Max. Load		Overall Diameter	Section Width	Tread Depth	Revs/Mile	Weight		
							psi	lbs					Non-Stud	Factory Stud	
13															
1026791		1026790	175/70R13	SL	82T	BSW	4.5-6.0	51	1,047	22.6	7.0	11.0	920	15.0	15.4
14															
1028949		1029017	175/65R14	SL	82T	BSW	5.0-6.0	51	1,047	22.9	7.3	11.0	909	15.5	15.9
1026793		1026792	175/70R14	XL	88T	BSW	4.5-6.0	50	1,235	23.6	7.0	11.0	882	16.3	16.7
1026817		1026816	185/60R14	SL	82T	BSW	5.0-6.5	51	1,047	22.6	7.4	11.0	917	16.6	16.9
1028950		1029018	185/65R14	SL	86T	BSW	5.0-6.5	51	1,168	23.3	7.8	11.0	891	17.4	17.8
1028951		1029019	185/70R14	SL	88T	BSW	4.5-6.0	51	1,235	24.1	7.5	11.0	861	17.8	18.1
1028943		1029011	195/70R14	SL	91T	BSW	5.0-6.5	51	1,356	24.7	7.9	11.0	842	18.5	18.9
15															
1028956		1029024	185/55R15	XL	86T	BSW	5.0-6.5	50	1,168	22.9	7.8	11.0	908	17.3	17.7
1028934		1029002	185/60R15	SL	84T	BSW	5.0-6.5	51	1,102	23.6	7.8	11.0	880	17.4	17.7
1028929		1028997	185/65R15	SL	88T	BSW	5.0-6.5	51	1,235	24.3	7.8	11.0	854	18.4	18.8
1028936		1029004	195/60R15	SL	88T	BSW	5.5-7.0	51	1,235	24.1	8.2	11.0	862	18.7	19.1
1026821		1026820	195/65R15	SL	91T	BSW	5.0-6.5	51	1,356	24.9	8.1	11.0	835	20.6	21.0
1028954		1029022	205/60R15	SL	91T	BSW	5.5-7.5	51	1,356	24.6	8.6	11.0	846	20.1	20.4
1026825		1026824	205/65R15	SL	94T	BSW	5.5-7.5	51	1,477	25.3	8.5	11.0	819	21.4	21.7
1028945		1029013	215/70R15	SL	98T	BSW	5.5-7.0	51	1,653	26.8	8.7	11.0	776	24.0	24.4
16															
1028944		1029012	195/55R16	SL	87T	BSW	5.5-7.0	51	1,201	24.3	8.4	11.0	856	18.8	19.2
1028953		1029021	205/50R16	SL	87T	BSW	5.5-7.5	51	1,201	23.9	8.9	11.0	867	19.2	19.6
1026801		1026800	205/55R16	XL	94T	BSW	5.5-7.5	50	1,477	24.7	9.1	11.0	840	21.1	21.5
1028925		1028993	205/60R16	SL	92T	BSW	5.5-7.5	51	1,389	25.6	8.6	11.0	813	21.6	22.1
1026827		1026826	205/65R16	SL	95T	BSW	5.5-7.5	51	1,521	26.3	8.5	11.0	788	22.8	23.2
1026803		1026802	215/55R16	XL	97T	BSW	6.0-7.5	50	1,609	25.1	8.9	11.0	827	24.1	24.4
1026829		1026828	215/60R16	XL	99T	BSW	6.0-7.5	50	1,709	26.0	9.0	11.0	798	25.0	25.4
1028927		1028995	215/65R16	SL	98T	BSW	6.0-7.5	51	1,653	26.9	8.8	11.0	772	25.6	25.6
1028935		1029003	225/60R16	XL	102T	BSW	6.0-8.0	50	1,874	26.5	9.3	11.0	784	25.4	25.8
17															
1026831		1026830	205/50R17	XL	93T	BSW	5.5-7.5	50	1,433	25.0	8.9	11.0	832	20.5	20.9
* 1032477		1032478	205/55R17	XL											
1028941		1029009	215/45R17	SL	87T	BSW	7.0-8.0	51	1,201	24.5	8.7	11.0	848	19.5	19.8
1026835		1026834	215/50R17	XL	95T	BSW	6.0-8.0	50	1,521	25.4	9.4	11.0	819	23.5	23.9
1028926		1028994	215/55R17	SL	94T	BSW	6.0-7.5	51	1,477	26.2	9.1	11.0	794	23.7	24.1
1026841		1026840	225/45R17	XL	94T	BSW	7.0-8.5	50	1,477	24.8	9.2	11.0	837	22.6	22.9
1026839		1026838	225/50R17	XL	98T	BSW	6.0-8.0	50	1,653	25.8	9.7	11.0	806	25.6	26.0
1026837		1026836	225/55R17	XL	101T	BSW	6.0-8.0	50	1,819	26.6	9.6	11.0	780	26.2	26.6
1028946		1029014	235/45R17	XL	97T	BSW	7.5-9.0	50	1,609	25.2	9.6	11.0	824	24.5	24.9
1026805		1026804	235/55R17	XL	103T	BSW	6.5-8.5	50	1,929	27.0	10.2	11.0	769	27.8	28.2
18															
1029708		1029710	215/55R18	SL	95T	BSW	6.0-7.5	51	1,521	27.2	9.1	11.0	765	25.5	25.9
1028940		1029008	225/50R18	SL	95T	BSW	6.0-8.0	51	1,521	26.8	9.7	11.0	776	27.2	27.5
* 1032480		1032479	235/45R18	XL											
1028948		1029016	245/45R18	XL	100T	BSW	7.5-9.0	50	1,764	26.5	9.9	11.0	783	27.0	27.4

Technical data subject to change without prior notice.

XL : Extra Load BSW : Black Sidewall WSW : White Sidewall OWL : Outlined White Letters RWL : Raised White Letters

* Available Q2 2023, Data to be determined

ION
Ventus
Kinergy
Dynapro
Vantra
Winter
Original Equipment

Winter i*Pike X

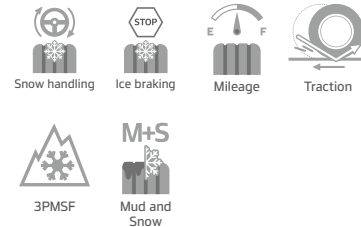
Studdable & Studded Winter



Technology icons



Performance icons



Technical profile

Speed Symbol : T
Tread Width: 205 - 275
Series : 45 - 75
Inch : 15 - 20

The new specialty for the northern winter

The new Hankook Winter i*pike^x have a unique design which is optimized for your winter driving performance. The new Hankook Winter i*pike^x gives you special value through the combination of delicate lines and curves.



Studdable & Studded Winter

Winter i*Pike^x

S-Code	Non-Stud	Factory Stud	Size	LI/SS	Sidewall	Rim Width Range	Max. Load		Overall Diameter	Section Width	Tread Depth	Revs/ Mile	Weight		
							psi	lbs					Non-Stud	Factory Stud	
15															
1026809	1026808		205/70R15	SL	96T	BSW	5.0-7.0	51	1,565	26.4	8.3	12.5	786	25.5	25.8
1028952	1029020		205/75R15	SL	97T	BSW	5.0-7.0	51	1,609	27.1	8.1	12.5	767	25.9	26.2
1026041	1026770		235/75R15	XL	109T	BSW	6.0-8.0	50	2,271	28.8	9.0	12.5	721	31.1	31.4
16															
1026807	1026806		215/70R16	SL	100T	BSW	5.5-7.0	51	1,764	27.9	8.8	12.5	745	27.9	28.2
1028494	1029888		225/65R16	SL	100T	BSW	6.0-8.0	51	1,764	27.4	9.3	12.5	758	28.2	28.6
1028947	1029015		225/70R16	XL	107T	BSW	6.0-7.5	50	2,149	28.4	8.9	12.5	732	30.0	30.4
1026040	1026771		225/75R16	SL	104T	BSW	6.0-7.5	51	1,984	29.2	8.6	12.5	710	30.4	30.8
1028496	1029889		235/65R16	SL	103T	BSW	6.5-8.5	51	1,929	28.0	9.4	12.5	743	30.1	30.6
1028930	1028998		235/70R16	XL	109T	BSW	6.0-8.0	50	2,271	28.9	9.4	12.5	719	32.1	32.4
1026845	1026844		245/70R16	SL	107T	BSW	6.5-8.0	51	2,149	29.5	9.6	12.5	704	33.6	34.0
1028497	1029890		245/75R16	SL	111T	BSW	6.5-8.0	51	2,403	30.4	9.6	12.5	683	35.0	35.6
1028498	1029891		255/70R16	SL	111T	BSW	6.5-8.5	51	2,403	30.0	10.1	12.5	692	35.8	36.1
1028928	1028996		265/70R16	SL	112T	BSW	7.0-9.0	51	2,469	30.6	10.9	12.5	679	37.2	37.8
1028499	1029892		265/75R16	SL	116T	BSW	7.0-9.0	51	2,756	31.6	10.3	12.5	658	39.6	39.9
17															
1028955	1029023		215/60R17	XL	100T	BSW	6.0-7.5	50	1,764	27.1	9.1	12.5	766	27.6	28.2
1026038	1026773		215/65R17	XL	103T	BSW	6.0-7.5	50	1,929	28.0	8.8	12.5	742	29.5	29.8
1028920	1028988		225/60R17	XL	103T	BSW	6.0-8.0	50	1,929	27.6	9.4	12.5	754	29.4	29.7
1026843	1026842		225/65R17	SL	102T	BSW	6.0-8.0	51	1,874	28.4	9.3	12.5	731	30.3	30.6
1028957	1029025		235/60R17	XL	106T	BSW	6.5-8.5	50	2,094	28.1	9.9	12.5	740	31.4	32.0
1028922	1028990		235/65R17	XL	108T	BSW	6.5-8.5	50	2,205	29.0	9.4	12.5	717	32.4	34.0
1026053	1026774		245/65R17	XL	111T	BSW	7.0-8.5	50	2,403	29.5	9.8	12.5	704	33.5	33.8
1028933	1029001		245/70R17	SL	110T	BSW	6.5-8.0	51	2,337	30.5	9.6	12.5	681	35.2	35.6
1028937	1029005		255/65R17	SL	110T	BSW	7.0-9.0	51	2,337	30.0	10.5	12.5	692	36.1	36.5
1028939	1029007		265/65R17	SL	112T	BSW	7.5-9.5	51	2,469	30.5	10.7	12.5	681	37.4	37.8
1028916	1028984		265/70R17	SL	115T	BSW	7.0-9.0	51	2,679	31.6	10.6	12.5	658	39.0	39.3
18															
1026046	1026776		225/55R18	XL	102T	BSW	6.0-8.0	50	1,874	27.8	9.2	12.5	748	29.9	30.2
1028932	1029000		225/60R18	XL	104T	BSW	6.0-8.0	50	1,984	28.5	9.4	12.5	729	30.4	30.8
1026043	1026778		235/55R18	XL	104T	BSW	6.5-8.5	50	1,984	28.0	9.6	12.5	741	31.4	31.8
1026849	1026848		235/60R18	XL	107T	BSW	6.5-8.5	50	2,149	29.1	9.9	12.5	715	33.0	33.3
1026057	1026779		235/65R18	XL	110T	BSW	6.5-8.5	50	2,337	30.0	9.6	12.5	693	34.4	34.7
1028918	1028986		245/60R18	SL	105T	BSW	7.0-8.5	51	2,039	29.5	10.2	12.5	703	32.3	32.9
1026042	1026781		255/55R18	XL	109T	BSW	7.0-9.0	50	2,271	29.0	10.4	12.5	716	35.3	35.6
1028923	1028991		255/65R18	SL	111T	BSW	7.0-9.0	51	2,403	31.0	10.5	12.5	670	37.5	37.8
1028931	1028999		255/70R18	SL	113T	BSW	6.5-8.5	51	2,535	32.0	10.1	12.5	648	38.1	38.5
1026039	1026783		265/60R18	XL	114T	BSW	7.5-9.5	50	2,601	30.5	11.0	12.5	681	37.6	37.9
1028919	1028987		265/65R18	SL	114T	BSW	7.5-9.5	51	2,601	31.5	10.7	12.5	660	38.3	38.7
1028924	1028992		265/70R18	SL	116T	BSW	7.0-9.0	51	2,756	32.6	10.6	12.5	637	39.8	40.2
1028917	1028985		275/65R18	SL	116T	BSW	7.5-9.5	51	2,756	32.0	11.1	12.5	648	40.7	41.6
19															
* 1032481	1032484		225/55R19	XL											
1028942	1029010		255/60R19	SL	109T	BSW	7.0-9.0	51	2,271	31.0	10.6	12.5	670	36.7	37.0
20															
* 1032482	1032483		255/50R20	XL											
1026047	1026787		265/50R20	XL	111T	BSW	7.5-9.5	50	2,403	30.4	11.3	12.5	684	37.4	37.7
1026050	1026789		275/55R20	XL	117T	BSW	7.5-9.5	50	2,833	31.8	11.3	12.5	653	41.1	41.4
1028921	1028989		275/60R20	XL	116T	BSW	7.5-9.5	50	2,756	32.9	11.1	12.5	631	42.3	42.6

Technical data subject to change without prior notice.

XL : Extra Load BSW : Black Sidewall WSW : White Sidewall OWL : Outlined White Letters RWL : Raised White Letters

* Available Q2 2023, Data to be determined

i*Pike RW11

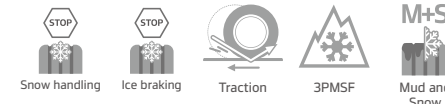
Studdable & Studded Winter



Technology icons



Performance icons



Technical profile

Speed Symbol : Q, R
Tread Width: 175-235
Series : 45-70
Inch : 15-20

New standard for performance winter tire

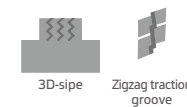
Studdable tire delivering advanced snow & ice performance.

Winter i*Pike LT

Studdable Winter



Technology icons



Performance icons



Technical profile

Speed Symbol : R
Tread Width: 195-235
Series : 65-75
Inch : 16

The ultimate winter stud tire for the european van

The winter i*Pike LT employs 3D grooves to improve snow traction. Six rows of stud pins play a decisive role in increasing snow and ice performance.

Studdable & Studded Winter

i*Pike RW11

S-Code	Non-Stud	Factory Stud	Size	LI/SS	Sidewall	Rim Width Range	Max. Load		Overall Diameter	Section Width	Tread Depth	Revs/Mile	Weight		
							psi	lbs					Non-Stud	Factory Stud	
15															
2021546		2021566	LT235/75R15	C	104/101Q	BSW	6.0-8.0	50	1,985/1,820	28.8	9.1	16.0	726	37.4	37.9
16															
2021545		2021565	LT215/85R16	E	115/112Q	BSW	5.5-7.0	80	2,680/2,470	30.3	8.4	16.0	691	41.5	42.0
2021538		2021558	LT225/75R16	E	115/112Q	BSW	6.0-7.5	80	2,680/2,470	29.2	8.5	16.0	715	42.2	41.5
2021537		2021557	LT245/75R16	E	120/116Q	BSW	6.5-8.0	80	3,042/2,778	30.3	9.5	16.0	689	46.1	45.3
2021540		2021560	LT265/75R16	E	123/120Q	BSW	7.0-9.0	80	3,415/3,085	31.6	10.2	16.0	661	48.7	49.6
2021543		2021563	LT235/85R16	E	120/116Q	BSW	6.0-7.5	80	3,042/2,778	31.6	8.6	16.0	661	45.6	45.9
17															
2021542		2021562	LT235/80R17	E	120/117Q	BSW	6.0-8.0	80	3,085/2,835	31.7	8.8	16.0	659	47.1	47.6
2021544		2021564	LT245/70R17	E	119/116Q	BSW	6.5-8.0	80	3,000/2,755	30.5	9.4	16.0	686	45.5	46.0
2021541		2021561	LT245/75R17	E	121/118Q	BSW	6.5-8.0	80	3,195/2,910	31.4	9.6	16.0	665	48.1	49.0
2021536		2021556	LT265/70R17	E	121/118Q	BSW	7.0-9.0	80	3,195/2,910	31.6	10.6	16.0	661	50.6	51.1
18															
2021295			LT265/70R18	E	124/121R	BSW	7.0-9.0	80	3,525/3,195	32.6	10.6	16.0	641	54.3	
2021294			LT275/65R18	E	123/120R	BSW	8.0-9.5	80	3,415/3,085	32.0	11.0	16.0	653	61.1	
2021293			LT275/70R18	E	125/122R	BSW	7.0-9.0	80	3,640/3,305	33.1	10.8	16.0	631	63.3	
20															
2001690			LT275/65R20	E	126/123Q	BSW	8.0-9.5	80	3,750/3,415	34.0	10.9	16.0	614	67.7	

Technical data subject to change without prior notice.

XL : Extra Load BSW : Black Sidewall WSW : White Sidewall OWL : Outlined White Letters RWL : Raised White Letters

i*Pike LT

S-Code	Size	LI/SS	Sidewall	Rim Width Range	Max. Load		Overall Diameter	Section Width	Tread Depth	Revs/Mile	Weight	
					psi	lbs						
16												
2021539	195/75R16C	8 (D)	107/105R	BSW	5.0-6.0	70	2,150/2,040	27.4	7.7	13.0	762	30.9
2021535	235/65R16C	10 (E)	121/119R	BSW	6.5-7.5	85	3,195/3,000	28.0	9.6	13.0	747	36.5

Technical data subject to change without prior notice.

XL : Extra Load BSW : Black Sidewall WSW : White Sidewall OWL : Outlined White Letters RWL : Raised White Letters



HANKOOK
driving emotion

Original Equipment

Hankook Tire continues to increase the supply of tires for new cars based on its relentless R&D investment and cutting-edge technological competitiveness in the midst of rapid transformation in the future automotive environment. In addition, we are reinforcing our credibility among global automakers by strengthening communication and cooperation through joint research with major automakers, the development of concept tires, and technological exchanges.

For complete warranty details, please visit:
<https://www.hankooktire.com/us/en/help-support/warranty/tire-warranty.html>
and see the Original Equipment section.
Or you can scan this QR code to go directly to the page:



S-Code	Size	LI/SS	Sidewall	Rim Width Range	Max. Load		Overall Diameter	Section Width	Tread Depth	Revs/Mile	Weight	UTQG	OE Application	Tech
					psi	lbs								



Ventus S1 evo³ ev

19															
1025134	225/55R19	XL	103Y	BSW	6.0-8.0	50	1,929	28.7	10.0	8.0	724	28.4	340/A/A	PORSCHE Taycan ('19-'24), AUDI e-tron GT ('19-'24)	EV
1029966	255/45R19	XL	104W	BSW	8.0-9.5	50	1,984	28.0	10.9	8.5	741	26.4	340/A/A	TESLA Model Y ('20-'28)	EV, SOA
1025135	275/45R19	XL	108Y	BSW	8.5-10.5	50	2,205	28.7	11.7	8.0	724	32.1	340/A/A	PORSCHE Taycan ('19-'24), AUDI e-tron GT ('19-'24)	EV
22															
1028695	265/40R22	XL	106H	BSW	9.0-10.5	50	2,094	30.4	11.2	9.0	684	36.5	360/A/A	AUDI e-tron Sportback ('20-'25)	EV, SOA
1028696	285/35R22	XL	106H	BSW	9.5-11.0	50	2,094	29.9	12.1	9.5	695	37.9	380/A/A	AUDI e-tron Sportback ('20-'25)	EV, SOA



Kinergy AS X ev

19															
1025231	235/55R19	XL	105T	BSW	6.5-8.5	50	2,039	29.3	10.0	10.0	710	29.1	500/A/A	AUDI e-tron ('20-'27), VOLKSWAGEN ID.4 ('20-'27)	EV
1025663	255/50R19	XL	107T	BSW	7.0-9.5	50	2,149	29.1	11.4	10.0	713	30.7	500/A/A	AUDI e-tron ('20-'27), VOLKSWAGEN ID.4 ('20-'27)	EV



Ventus S1 evo Z

18															
1024867	225/35R18	XL	87Y	BSW	7.5-9.0	50	1,201	24.1	9.2	6.5	861	19.5	200/AA/A	MINI Cooper JCW GP 3 ('20-'22)	
19															
1023876	265/45ZR19	XL	105Y	BSW	8.5-10.0	50	2,039	28.4	11.1	9	731	30.2	300/AA/A	PORSCHE Panamera ('19-'23)	
1023877	295/40ZR19	XL	108Y	BSW	10.0-11.5	50	2,205	28.3	11.9	7.5	735	33.1	300/AA/A	PORSCHE Panamera ('19-'23)	
20															
1027957	275/40ZR20	XL	(106Y)	BSW	9.0-11.0	50	2,094	28.5	11.9	8.5	730	32.0	300/AA/A	PORSCHE Panamera ('20-'23)	
1027958	315/35ZR20	XL	(110Y)	BSW	10.5-12.5	50	2,337	28.5	11.9	8.5	730	35.6	300/AA/A	PORSCHE Panamera ('20-'23)	
21															
1024833	255/40ZR21	XL	(102Y)	BSW	8.5-10.0	50	1,847	28.8	10.8	8.5	721	30.8	240/AA/A	BMW X3 M/X4 M ('20-'25)	
1024834	265/40ZR21	XL	(105Y)	BSW	9.0-10.5	50	2,039	29.0	11.4	8.5	716	33.4	240/AA/A	BMW X3 M/X4 M ('20-'25)	

Technical data subject to change without prior notice.

XL : Extra Load BSW : Black Sidewall WSW : White Sidewall OWL : Outlined White Letters RWL : Raised White Letters

Mileage, Road Hazard, and 30 Day Free Trial warranties apply only to replacement tires. Original Equipment tires are excluded.

HRS Tires can be driven on up to 50 miles on a deflating or deflated tire at a top speed of 50 mph (subject to application and operating conditions).

Road Hazard warranty does not apply to HRS Tires.

Tech : Hankook Innovative Technology HRS : Hankook HRS System SOA : Sound Absorber SEG : Sealguard EV : Electric Vehicle

S-Code	Size	LI/SS	Sidewall	Rim Width Range	Max. Load		Overall Diameter	Section Width	Tread Depth	Revs/Mile	Weight	UTQG	OE Application	Tech
					psi	lbs								



Ventus S1 evo³

17															
1022632	205/45R17	XL	88W	BSW	6.5-7.5	50	1,235	24.1	8.6	8.0	863	16.5	260/A/A	MINI Cooper 3Door/5Door/Convertible ('19-'24)	
1019621	225/50R17	XL	98Y	BSW	6.0-8.0	50	1,653	25.8	10.0	9.0	805	22.9	240/A/A	BMW 3-Series ('18-'25)	
18															
1020261	225/40R18	XL	92Y	BSW	7.5-9.0	50	1,389	25.0	9.6	9.5	832	24.0	300/A/A	AUDI S3 ('16-'20)	
1025921	245/45R18	XL	100Y	BSW	7.5-9.0	50	1,764	26.5	10.4	7.0	784	23.5	220/A/A	BMW 4-Series/i4 ('21-'25)	EV
1025922	255/45R18	XL	103Y	BSW	8.0-9.5	50	1,930	26.9	10.7	7.0	773	25.1	220/A/A	BMW 4-Series/i4 ('21-'25)	EV
19															
1023286	235/35R19	XL	91Y	BSW	8.0-9.5	50	1,356	25.3	10.2	9.0	820	22.2	340/A/A	VOLKSWAGEN Golf, Golf R/GTI ('20-'25)	
1029702	235/40R19	XL	96W	BSW	8.0-9.5	50	1,565	26.4	10.1	8.5	788	25.2	340/AA/A	TESLA Model 3 ('18-'28)	EV, SOA
1020540	235/40ZR19	SL	(92Y)	BSW	8.0-9.5	51	1,389	26.5	9.9	9.0	785	24.1	400/A/A	PORSCHE Boxster ('21-'24)	
1025923	245/40R19	XL	98Y	BSW	8.0-9.5	50	1,653	26.6	10.6	7.0	782	23.5	220/A/A	BMW 4-Series/i4 ('21-'25)	EV
1025924	255/40R19	XL	100Y	BSW	8.5-10.0	50	1,764	26.9	10.8	7.0	772	24.8	220/A/A	BMW 4-Series/i4 ('21-'25)	EV
1022264	255/45R19	XL	104Y	BSW	8.0-9.5	50	1,984	28.1	10.1	9.5	739	27.2	220/A/A	MERCEDES BENZ S-Class ('20-'27)	
1020541	265/40ZR19	SL	(98Y)	BSW	9.0-10.5	51	1,653	27.3	11.4	8.5	760	29.1	400/A/A	PORSCHE Boxster ('21-'24)	
1022896	285/40R19	XL	107Y	BSW	9.5-11.0	50	2,149	28.1	11.6	9.5	740	29.5	220/A/A	MERCEDES BENZ S-Class ('20-'27)	
21															
1026274	275/35ZR21	XL	(103Y)	BSW	9.0-11.0	50	1,929	28.4	11.8	9.0	731	32.9	200/AA/A	AUDI RS6/RS7 ('19-'24)	SOA
22															
1026276	285/30ZR22	XL	(101Y)	BSW	9.5-10.5	50	1,819	28.5	12.2	9.0	728	34.0	420/A/A	AUDI RS6/RS7 ('19-'24)	SOA

Ventus S1 evo³ Runflat

17															
1022631	205/45R17	XL	88W	BSW	6.5-7.5	51	1,235	24.1	8.5	8.5	862	19.3	260/A/A	MINI Cooper 3Door/5Door/Convertible ('19-'24)HRS	
1019613	225/45R17	XL	94Y	BSW	7.0-8.5	50	1,477	24.8	9.3	9.0	836	22.5	220/AA/A	MINI Clubman ('20-'25)	HRS
18															
1019630	225/45R18	XL	95Y	BSW	7.0-8.5	50	1,521	25.7	9.2	9.5	808	25.7	260/A/A	BMW 3-Series ('18-'25)	HRS
1019631	255/40R18	XL	99Y	BSW	8.5-10.0	50	1,709	25.9	10.1	9.5	801	27.9	260/A/A	BMW 3-Series/4-Series ('18-'25)	HRS
1024579	245/45R18	XL	100Y	BSW	7.5-9.0	50	1,764	26.5	10.0	8.5	784	29.8	220/A/A	BMW 5-Series ('20-'23)	HRS
1024580	275/40R18	XL	103Y	BSW	9.0-11.0	50	1,929	26.5	11.9	9.0	784	33.3	220/A/A	BMW 5-Series ('20-'23)	HRS
19															
1025925	245/40R19	XL	98Y	BSW	8.0-9.5	50	1,653	26.6	10.6	7.0	782	27.2	220/A/A	BMW 4-Series/i4 ('21-'25)	EV, HRS
1025926	255/40R19	XL	100Y	BSW	8.5-10.0	50	1,764	26.9	10.8	7.0	772	29.6	220/A/A	BMW 4-Series/i4 ('21-'25)	EV, HRS

Technical data subject to change without prior notice.

XL : Extra Load BSW : Black Sidewall WSW : White Sidewall OWL : Outlined White Letters RWL : Raised White Letters

Mileage, Road Hazard, and 30 Day Free Trial warranties apply only to replacement tires. Original Equipment tires are excluded.

HRS Tires can be driven on up to 50 miles on a deflating or deflated tire at a top speed of 50 mph (subject to application and operating conditions).

Road Hazard warranty does not apply to HRS Tires.

Tech : Hankook Innovative Technology HRS : Hankook HRS System SOA : Sound Absorber SEG : Sealguard EV : Electric Vehicle

S-Code	Size	LI/SS	Sidewall	Rim Width Range	Max. Load		Overall Diameter	Section Width	Tread Depth	Revs/Mile	Weight	UTQG	OE Application	Tech
					psi	lbs								



Ventus S1 evo³ SUV

18														
1024840	235/60R18	SL	103W	BSW	6.5-8.5	51	1,929	29.1	9.9	9.0	713	29.5	280/AA/A	AUDI Q5 ('20-'23)
1023812	255/55R18	XL	109W	BSW	7.0-9.0	50	2,271	29.0	11.0	9.0	716	31.8	520/AA/A	BMW X5/X6 ('19-'25)
19														
1021315	265/55R19	XL	113Y	BSW	7.5-9.5	50	2,535	30.5	11.7	9.5	682	37.8	220/AA/A	AUDI Q8 ('18-'24)
21														
1027791	255/35R21	XL	98Y	BSW	8.5-10.0	50	1,653	27.9	10.7	9.0	745	30.0	200/A/A	VOLKSWAGEN Tiguan R ('20-'24)
1020785	285/40ZR21	XL	(109Y)	BSW	9.5-11.0	50	2,271	29.8	12.1	9.0	697	35.5	420/A/A	PORSCHE Cayenne ('17-'23)
1021318	285/45R21	XL	113Y	BSW	9.0-10.5	50	2,535	31.1	11.9	9.5	669	41.8	220/AA/A	AUDI SQ8 ('18-'20)
1021934	285/45R21	XL	113Y	BSW	9.0-10.5	50	2,535	31.1	11.9	9.5	669	40.4	220/AA/A	AUDI Q8 ('18-'24)
1020786	315/35ZR21	XL	(111Y)	BSW	10.5-12.5	50	2,403	29.3	13.4	9.0	710	37.4	420/A/A	PORSCHE Cayenne ('17-'23)
22														
1021831	285/40R22	XL	110Y	BSW	9.5-11.0	50	2,337	31.0	11.7	9.5	669	42.7	220/AA/A	AUDI Q8 ('18-'20)
1021935	285/40R22	XL	110Y	BSW	9.5-11.0	50	2,337	31.0	11.7	9.5	669	41.6	220/AA/A	AUDI Q8 ('18-'24)
1023851	295/40ZR22	XL	(112Y)	BSW	10.0-11.5	50	2,469	31.1	12.3	9.0	668	40.6	180/AA/A	AUDI RS Q8 ('19-'24)
23														
1021936	285/35R23	XL	107Y	BSW	9.5-11.0	50	2,150	30.7	12.3	9.5	675	40.7	220/AA/A	AUDI Q8 ('18-'24)
1023852	295/35ZR23	XL	(108Y)	BSW	10.0-11.5	50	2,250	30.8	12.3	9.0	674	39.6	180/AA/A	AUDI RS Q8 ('19-'21)

Ventus S1 evo³ SUV Runflat

19														
1020904	265/50R19	XL	110W	BSW	7.5-9.5	50	2,337	29.4	11.6	9.0	706	40.7	220/A/A	BMW X5/X6 ('18-'25)
20														
1023867	275/45R20	XL	110Y	BSW	8.5-10.5	50	2,337	29.8	10.9	8.0	698	37.7	220/A/A	BMW X5/X6 ('20-'25)
1023814	305/40R20	XL	112Y	BSW	10.0-12.0	50	2,469	29.7	12.5	8.5	699	42.6	220/A/A	BMW X5/X6 ('20-'25)
21														
1023815	275/40R21	XL	107Y	BSW	9.0-11.0	50	2,149	29.6	11.2	9.0	701	38.1	220/A/A	BMW X5/X6 ('20-'25)
1023816	315/35R21	XL	111Y	BSW	10.5-12.5	50	2,403	29.6	12.6	9.0	701	41.8	220/A/A	BMW X5/X6 ('20-'25)

Technical data subject to change without prior notice.

XL : Extra Load BSW : Black Sidewall WSW : White Sidewall OWL : Outlined White Letters RWL : Raised White Letters
 Mileage, Road Hazard, and 30 Day Free Trial warranties apply only to replacement tires. Original Equipment tires are excluded.
 HRS Tires can be driven on up to 50 miles on a deflating or deflated tire at a top speed of 50 mph (subject to application and operating conditions).
 Road Hazard warranty does not apply to HRS Tires.
 Tech : Hankook Innovative Technology HRS : Hankook HRS System SOA : Sound Absorber SEG : Sealguard EV : Electric Vehicle

S-Code	Size	LI/SS	Sidewall	Rim Width Range	Max. Load		Overall Diameter	Section Width	Tread Depth	Revs/Mile	Weight	UTQG	OE Application	Tech
					psi	lbs								



Ventus S1 evo²

17														
1020560	205/55R17	SL	91W	BSW	5.5-7.5	51	1,356	25.9	8.7	9.5	803	21.1	440/A/A	MERCEDES BENZ A-Class/B-Class ('18-'19)
1014172	225/50R17	SL	94Y	BSW	6.0-8.0	51	1,477	25.7	10.3	10.0	809	24.9	280/A/A	AUDI A4 ('15-'23)
1015315	225/50R17	XL	98Y	BSW	6.0-8.0	50	1,653	25.7	10.3	10.0	809	24.9	280/A/A	AUDI A4 ('15-'23)
1013207	225/50ZR17	SL	94W	BSW	6.0-8.0	51	1,477	25.9	10.2	10.0	802	24.6	280/AA/A	AUDI TT ('14-'22)
18														
1017080	225/40R18	XL	92Y	BSW	7.5-9.0	50	1,389	25.0	9.6	10.0	832	22.3	280/A/A	AUDI A3 ('16-'20)
1020730	225/45R18	SL	91W	BSW	7.0-8.5	51	1,356	25.7	9.4	9.5	808	21.1	440/A/A	MERCEDES BENZ A-Class/B-Class ('18-'19)
1014174	245/40R18	SL	93Y	BSW	8.0-9.5	51	1,433	25.6	10.5	9.5	810	25.6	280/A/A	AUDI A4 ('15-'23)
1020002	245/40R18	XL	97Y	BSW	8.0-9.5	50	1,609	25.6	10.5	9.5	810	26.6	280/A/A	AUDI A4 ('15-'23)
1015803	245/50R18	SL	100W	BSW	7.0-8.5	51	1,764	27.3	10.8	9.5	761	28.0	280/AA/A	GENESIS G80 ('15-'23), KIA K900 ('18-'23)
19														
1018809	235/40R19	XL	96Y	BSW	8.0-9.5	50	1,565	26.4	9.8	9.0	787	26.5	240/AA/A	Audi Q2 ('19-'19)
1013203	245/35ZR19	XL	93Y	BSW	8.0-9.5	50	1,433	25.6	10.4	9.5	810	26.4	280/AA/A	AUDI TT ('14-'22)
1020486	245/35ZR19	XL	93Y	BSW	8.0-9.5	50	1,433	25.7	10.4	9.0	809	26.8	260/AA/A	AUDI A4 ('15-'23), TT RS ('15-'20)
1014175	255/35R19	XL	96Y	BSW	8.5-10.0	50	1,565	26.0	10.7	10.0	798	28.4	280/AA/A	AUDI A4 ('15-'23)
1021261	265/35R19	XL	98Y	BSW	9.0-10.5	50	1,653	26.2	11.0	9.0	793	28.4	240/AA/A	AUDI RS4/RS5 ('17-'23)
20														
1021262	275/30R20	XL	97Y	BSW	9.0-10.0	50	1,609	26.4	11.6	9.0	787	30.2	240/AA/A	AUDI RS4/RS5 ('17-'23)

Ventus S1 evo² Runflat

17														
1013666	225/50R17	SL	94W	BSW	6.0-8.0	51	1,477	25.8	9.8	9.5	804	28.4	380/A/A	MERCEDES BENZ C-Class ('13-'20)
1015131	225/55R17	SL	97Y	BSW	6.0-8.0	51	1,609	26.9	9.6	9.5	774	30.1	280/A/A	MERCEDES BENZ E-Class ('15-'23), BMW 5-Series ('16-'22)
1016012	245/45R17	SL	95/W	BSW	7.5-9.0	51	1,521	25.5	10.2	9.5	814	29.1	380/A/A	MERCEDES BENZ C-Class Hybrid ('15-'21)
18														
1016691	225/50R18	SL	95W	BSW	6.0-8.0	51	1,521	26.8	9.8	9.5	775	28.7	280/A/A	BMW X2 ('17-'24)
1020731	225/45R18	SL	91W	BSW	7.0-8.5	51	1,356	25.7	9.4	9.5	808	24.8	440/A/A	MERCEDES BENZ A-Class/B-Class ('18-'25)
1013884	245/50R18	SL	100/Y	BSW	7.0-8.5	51	1,764	27.6	10.9	9.5	752	34.9	280/A/A	BMW 7-Series/5-Series GT ('15-'22)
1015132	245/45R18	XL	100/Y	BSW	7.5-9.0	50	1,764	26.6	10.0	9.5	782	31.2	280/A/A	MERCEDES BENZ E-Class ('15-'23), BMW 5-Series ('16-'20)
1016054	245/45R18	XL	100Y	BSW	7.5-9.0	50	1,764	26.6	10.0	9.5	782	31.3	280/A/A	MERCEDES BENZ E-Class ('17-'19), BMW 5-Series ('17-'22)
19														
1013885	245/45R19	SL	98/Y	BSW	7.5-9.0	51	1,653	27.4	10.3	9.0	758	32.2	280/A/A	BMW 7-Series/6-Series GT ('15-'22)
1013886	275/40R19	SL	101/Y	BSW	9.0-11.0	51	1,819	27.4	11.8	9.0	758	36.6	280/A/A	BMW 7-Series/6-Series GT ('15-'22)

Technical data subject to change without prior notice.

XL : Extra Load BSW : Black Sidewall WSW : White Sidewall OWL : Outlined White Letters RWL : Raised White Letters
 Mileage, Road Hazard, and 30 Day Free Trial warranties apply only to replacement tires. Original Equipment tires are excluded.
 HRS Tires can be driven on up to 50 miles on a deflating or deflated tire at a top speed of 50 mph (subject to application and operating conditions).
 Road Hazard warranty does not apply to HRS Tires.
 Tech : Hankook Innovative Technology HRS : Hankook HRS System SOA : Sound Absorber SEG : Sealguard EV : Electric Vehicle

S-Code	Size	LI/SS	Sidewall	Rim Width Range	Max. Load		Overall Diameter	Section Width	Tread Depth	Revs/Mile	Weight	UTQG	OE Application	Tech
					psi	lbs								



Ventus S1 evo² SUV

17															
1013924	235/65R17	SL	104V	BSW	6.5-8.5	51	1,984	29.1	9.8	11.0	713	30.9	260/A/A	MERCEDES Benz GLC ('15-'22)	
18															
1021645	235/55R18	SL	100V	BSW	6.5-8.5	51	1,764	28.1	10.0	10.0	739	28.2	280/AA/A	AUDI Q3 ('18-'21)	
1013925	235/60R18	SL	103V	BSW	6.5-8.5	51	1,929	29.1	10.1	10.5	713	30.6	260/A/A	MERCEDES Benz GLC ('15-'20)	
1015505	235/60R18	SL	103W	BSW	6.5-8.5	51	1,929	29.2	10.0	10.5	711	31.1	280/AA/A	AUDI Q5 ('16-'20)	
1022249	235/60R18	SL	103W	BSW	6.5-8.5	51	1,929	29.1	10.3	10.5	713	28.6	220/AA/A	PORSCHE Macan ('18-'21)	
1022250	255/55R18	SL	105W	BSW	7.0-9.0	51	2,039	28.9	11.5	10.0	719	31.3	220/AA/A	PORSCHE Macan ('18-'21)	
19															
1021647	235/50R19	SL	99V	BSW	6.5-8.5	51	1,709	28.2	10.3	10.0	737	28.4	280/AA/A	AUDI Q3 ('18-'24)	
1020563	235/55R19	SL	101Y	BSW	6.5-8.5	51	1,819	29.1	10.4	10.0	714	34.2	220/AA/A	MERCEDES BENZ GLC Coupe ('16-'22)	
1023480	255/45R19	XL	104Y	BSW	8.0-9.5	50	1,984	28.0	10.4	9.5	743	31.6	240/AA/A	AUDI Q3 ('18-'24)	
1020564	255/50R19	SL	103Y	BSW	7.0-9.0	51	1,929	29.1	11.3	10.0	714	34.6	220/AA/A	MERCEDES BENZ GLC Coupe ('16-'22)	
1015385	255/50R19	XL	107Y	BSW	7.0-9.0	50	2,149	28.9	11.0	10.0	720	31.4	220/AA/A		
1015387	275/55R19	SL	111V	BSW	7.5-9.5	51	2,403	30.7	11.6	10.0	677	34.2	220/AA/A		
20															
1023482	255/40R20	XL	101Y	BSW	8.5-10.0	50	1,819	27.9	10.9	9.5	744	32.7	240/AA/A	AUDI Q3 ('18-'24), VOLKSWAGEN Tiguan R ('20-'24)	
1012743	275/40ZR20	XL	106Y	BSW	9.0-11.0	50	2,094	28.4	11.3	10.0	730	31.3	220/AA/A		
1015484	275/45ZR20	XL	110Y	BSW	8.5-10.5	50	2,337	29.5	11.1	10.0	703	34.6	220/AA/A		
1015389	275/50ZR20	SL	109W	BSW	7.5-9.5	51	2,271	30.6	11.7	10.0	678	34.1	220/AA/A		
21															
1015391	295/40ZR21	XL	111W	BSW	10.0-11.5	50	2,403	30.1	12.2	10.0	691	35.3	220/AA/A		
22															
1020860	285/35R22	XL	106Y	BSW	9.5-11.0	50	2,094	29.9	12.2	10.0	695	37.8	220/AA/A	AUDI Q7 ('16-'23)	SOA

Ventus S1 evo² SUV Runflat

18															
1019370	225/60R18	XL	104W	BSW	6.0-8.0	50	1,984	28.6	9.5	9.5	726	35.1	280/AA/A	BMW X3/X4 ('17-'24)	HRS

Technical data subject to change without prior notice.

XL : Extra Load BSW : Black Sidewall WSW : White Sidewall OWL : Outlined White Letters RWL : Raised White Letters

Mileage, Road Hazard, and 30 Day Free Trial warranties apply only to replacement tires. Original Equipment tires are excluded.

HRS Tires can be driven on up to 50 miles on a deflating or deflated tire at a top speed of 50 mph (subject to application and operating conditions).

Road Hazard warranty does not apply to HRS Tires.

Tech : Hankook Innovative Technology HRS : Hankook HRS System SOA : Sound Absorber SEG : Sealguard EV : Electric Vehicle

S-Code	Size	LI/SS	Sidewall	Rim Width Range	Max. Load		Overall Diameter	Section Width	Tread Depth	Revs/Mile	Weight	UTQG	OE Application	Tech
					psi	lbs								



Ventus S1 noble²

17														
1015312	225/55R17	SL	97H	BSW	6.0-8.0	51	1,609	26.9	9.8	10.0	773	25.3	400/A/A	BMW X1 / X2 ('15-'20), MINI Countryman ('14-'20)
1015480	225/55R17	XL	101H	BSW	6.0-8.0	50	1,819	26.6	9.6	10.0	782	26.5	500/B/A	MERCEDES BENZ Metris ('15-'20)
1014867	235/55R17	SL	99H	BSW	6.5-8.5	51	1,709	27.4	10.1	9.0	759	28.0	700/B/A	FORD Mustang ('14-'27)
18														
1014873	225/40R18	XL	92H	BSW	7.5-9.0	50	1,389	24.9	9.4	10.0	833	22.5	500/A/A	VOLKSWAGEN Golf ('14-'18)
1016111	225/40R18	SL	88W	BSW	7.5-9.0	51	1,235	24.9	9.5	10.0	833	21.6	500/AA/A	HYUNDAI Elantra ('15-'20), Elantra GT ('16-'20)
1021835	225/45R18	XL	95H	BSW	7.0-8.5	50	1,521	25.9	9.0	9.5	802	22.4	360/A/A	BMW 3-Series/4-Series ('18-'25)
1021755	235/45R18	SL	94V	BSW	7.5-9.0	51	1,477	26.3	9.5	10.0	790	25.6	500/A/A	HYUNDAI Kona ('17-'23), KIA Soul ('18-'23)
1022126	245/45R18	SL	96V	BSW	7.5-9.0	51	1,565	26.5	10.0	9.5	782	26.5	500/AA/A	HYUNDAI Azera ('16-'21), KIA Cadenza ('16-'21)
19														
1015408	235/50R19	SL	99H	BSW	6.5-8.5	51	1,709	28.3	10.1	10.0	735	28.5	500/A/A	CHEVROLET Equinox ('17-'20), BUICK Envision ('17-'20)
1014868	245/55R19	SL	103V	BSW	7.0-8.5	51	1,929	29.8	10.4	10.0	697	32.2	500/AA/A	FORD Edge ('19-'23)
1022739	255/45R19	SL	100H	BSW	8.0-9.5	51	1,764	28.1	10.6	10.0	740	29.8	500/B/A	VOLKSWAGEN Tiguan R-Line ('17-'21)
20														
1014869	245/50R20	SL	102V	BSW	7.0-8.5	51	1,874	29.8	10.4	10.0	697	33.3	660/A/A	LINCOLN MKX ('14-'21), FORD Edge ('19-'23)
1022658	245/50R20	SL	102V	BSW	7.0-8.5	51	1,874	29.5	10.5	10.0	703	31.0	500/A/A	HYUNDAI Palisade ('20-'24)
1022762	255/40R20	XL	101H	BSW	8.5-10.0	50	1,819	27.9	10.9	10.0	744	28.9	500/B/A	VOLKSWAGEN Tiguan R-Line ('17-'21)
1017315	255/50R20	SL	105H	BSW	7.0-9.0	51	2,039	30.2	10.9	10.0	688	34.0	500/A/A	FORD Explorer ('16-'19)

Ventus S1 noble² Runflat

18															
1021836	225/45R18	XL	95H	BSW	7.0-8.5	50	1,521	25.7	9.5	8.0	808	25.4	400/A/A	BMW 3-Series ('20-'25)	HRS
1015152	245/45R18	XL	100H	BSW	7.5-9.0	50	1,764	26.6	10.0	9.5	782	31.7	380/A/A	MERCEDES BENZ E-Class ('17-'23), BMW 5-Series ('17-'22)	HRS
19															
1022328	255/45R19	XL	104H	BSW	8.0-9.5	50	1,984	28.0	10.4	10.0	741	33.5	440/A/A	MERCEDES BENZ S-Class ('20-'27)	HRS
20															
1025595	255/40R20	XL	101H	BSW	8.5-10.0	50	1,819	27.9	10.6	10.0	744	35.2	460/A/A	MERCEDES BENZ S-Class ('20-'27)	HRS, SOA
1023793	255/40R20	XL	101H	BSW	8.5-10.0	50	1,819	27.9	10.6	10.0	744	34.2	460/A/A	MERCEDES BENZ S-Class ('20-'27)	HRS
1027181	285/35R20	XL	104H	BSW	9.5-11.0	50	1,984	27.7	12.3	10.0	750	37.4	320/A/A	MERCEDES BENZ S-Class ('20-'27)	HRS, SOA
1024646	285/35R20	XL	104H	BSW	9.5-11.0	50	1,984	27.7	12.3	10.0	750	36.4	320/A/A	MERCEDES BENZ S-Class ('20-'27)	HRS

Technical data subject to change without prior notice.

XL : Extra Load BSW : Black Sidewall WSW : White Sidewall OWL : Outlined White Letters RWL : Raised White Letters

Mileage, Road Hazard, and 30 Day Free Trial warranties apply only to replacement tires. Original Equipment tires are excluded.

HRS Tires can be driven on up to 50 miles on a deflating or deflated tire at a top speed of 50 mph (subject to application and operating conditions).

Road Hazard warranty does not apply to HRS Tires.

Tech : Hankook Innovative Technology HRS : Hankook HRS System SOA : Sound Absorber SEG : Sealguard EV : Electric Vehicle

S-Code	Size	LI/SS	Sidewall	Rim Width Range	Max. Load		Overall Diameter	Section Width	Tread Depth	Revs/Mile	Weight	UTQG	OE Application	Tech
					psi	lbs								



15															
1028869	225/55R18	SL	98W	BSW	6.0-8.0	51	1,653	27.6	9.5	8.5	752	26.0	600/A/A	HYUNDAI Ioniq 6 ('22-'28)	EV



15															
1009669	175/55R15	SL	77T	BSW	5.0-6.0	51	908	22.4	7.6	9.5	925	14.6	420/A/A	SMART ForTwo Brabus Coupe/Cabriolet	

17															
1009670	215/35R17	SL	79H	BSW	7.0-8.5	51	963	22.8	8.9	9.5	911	16.1	420/A/A	SMART ForTwo Brabus Coupe/Cabriolet (Rear)	



15															
1022629	195/55R16	SL	87W	BSW	5.5-7.0	51	1,201	24.5	8.2	8.5	848	16.7	240/A/A	MINI Cooper 3Door/5Door/Convertible ('19-'24)	

Ventus Prime³ Runflat

16															
1022630	195/55R16	SL	87W	BSW	5.5-7.0	51	1,201	24.4	8.2	8.5	852	20.0	240/A/A	MINI Cooper 3Door/5Door/Convertible ('19-'24)	HRS

Technical data subject to change without prior notice.
 XL : Extra Load BSW : Black Sidewall WSW : White Sidewall OWL : Outlined White Letters RWL : Raised White Letters
 Mileage, Road Hazard, and 30 Day Free Trial warranties apply only to replacement tires. Original Equipment tires are excluded.
 HRS Tires can be driven on up to 50 miles on a deflating or deflated tire at a top speed of 50 mph (subject to application and operating conditions).
 Road Hazard warranty does not apply to HRS Tires.
 Tech : Hankook Innovative Technology HRS : Hankook HRS System SOA : Sound Absorber SEG : Sealguard EV : Electric Vehicle

S-Code	Size	LI/SS	Sidewall	Rim Width Range	Max. Load		Overall Diameter	Section Width	Tread Depth	Revs/Mile	Weight	UTQG	OE Application	Tech
					psi	lbs								



16															
1013117	195/55R16	SL	87W	BSW	5.5-7.0	51	1,201	24.4	8.4	9.5	852	18.7	280/A/A	MINI hatch, convertible ('13-'19)	
1024446	215/70R16	SL	100H	BSW	5.5-7.0	51	1,764	27.8	8.6	10.0	747	25.4	300/AA/A	HYUNDAI Tucson ('18-'20)	

Ventus Prime² Runflat

16															
1013195	195/55R16	SL	87W	BSW	5.5-7.0	51	1,201	24.4	8.3	9.0	852	21.9	280/A/A	MINI hatch, convertible ('13-'19)	HRS



15															
1022628	175/65R15	XL	88H	BSW	5.0-6.0	50	1,235	24.0	7.3	8.5	866	15.9	220/A/A	MINI Cooper 3Door/5Door/Convertible ('19-'24)	



15															
1013116	175/65R15		84H	BSW	5.0-6.0	51	1,102	23.9	7.2	9.5	869	16.5	400/A/A	MINI hatch, convertible ('13-'19)	

Technical data subject to change without prior notice.
 XL : Extra Load BSW : Black Sidewall WSW : White Sidewall OWL : Outlined White Letters RWL : Raised White Letters
 Mileage, Road Hazard, and 30 Day Free Trial warranties apply only to replacement tires. Original Equipment tires are excluded.
 HRS Tires can be driven on up to 50 miles on a deflating or deflated tire at a top speed of 50 mph (subject to application and operating conditions).
 Road Hazard warranty does not apply to HRS Tires.
 Tech : Hankook Innovative Technology HRS : Hankook HRS System SOA : Sound Absorber SEG : Sealguard EV : Electric Vehicle

S-Code	Size	LI/SS	Sidewall	Rim Width Range	Max. Load		Overall Diameter	Section Width	Tread Depth	Revs/Mile	Weight	UTQG	OE Application	Tech
					psi	lbs								



Optimo H426

15														
1015406	175/65R15	SL	84H	BSW	5.0-6.0	51	1,102	23.9	7.2	9.5	869	15.9	400/A/A	MINI Cooper 3Door / 5Door / Convertible ('13-'24)
1011163	185/60R15	SL	84H	BSW	5.0-6.5	44	1,102	23.7	8.2	10.0	876	17.3	380/A/A	FORD Fiesta ('11-'19)
1012851	195/65R15	SL	91S	BSW	5.5-7.0	51	1,356	24.9	8.2	9.5	835	17.7	440/A/A	TOYOTA Corolla ('13-'18)
16														
1011165	195/50R16	SL	84H	BSW	5.5-7.0	51	1,102	23.7	8.4	10.0	876	19.3	440/A/A	FORD Fiesta ('11-'19)
1011352	P205/55R16	SL	89H	BSW	5.5-7.5	44	1,279	24.8	9.1	9.5	839	18.8	440/A/A	HYUNDAI Elantra ('10-'15)
1010865	P205/65R16	SL	94H	BSW	5.5-7.5	44	1,477	26.2	8.4	10.5	794	20.9	440/A/A	HYUNDAI Hybrid ('15)
1014719	P215/60R16	SL	94T	BSW	6.0-7.5	44	1,477	26.1	9.4	9.5	796	20.8	640/B/A	NISSAN Altima ('13-'16)
17														
1012483	P215/45R17	SL	87H	BSW	7.0-8.0	44	1,201	24.7	8.7	9.5	840	19.8	440/A/A	HYUNDAI Elantra ('10-'15)
18														
1012102	P245/45R18	SL	96V	BSW	7.5-9.0	44	1,565	26.5	10.2	10.0	785	26.4	440/A/A	HYUNDAI Azera ('11-'17)
19														
1012701	P245/40R19	SL	94V	BSW	8.0-9.5	44	1,477	26.5	10.4	10.0	784	27.3	440/A/A	HYUNDAI Azera ('11-'17)
20														
1010281	255/45R20	SL	101V	BSW	8.0-9.5	51	1,819	29.0	10.4	10.5	717	32.8	440/A/A	LINCOLN MKT ('10-'19), Ford Flex ('10-'19)
1010505	P255/50R20	SL	104H	BSW	7.0-9.0	51	1,984	30.2	10.9	10.5	688	34.5	440/A/A	FORD Explorer ('10-'15)

Optimo H426B Runflat

16															
1013249	195/55R16	SL	87V	BSW	5.5-7.0	51	1,201	24.4	8.4	9.5	852	21.7	400/A/A	MINI Cooper 3Door / 5Door / Convertible ('13-'24)	HRS
17															
1013250	205/45R17	XL	88V	BSW	6.5-7.5	50	1,235	24.2	8.4	9.5	859	20.9	400/A/A	MINI Cooper 3Door / 5Door / Convertible ('13-'24)	HRS



Optimo H428

15														
1010108	P195/65R15	SL	89H	BSW	5.5-7.0	44	1,279	24.8	8.2	9.5	837	19.5	500/A/A	Chevrolet Sonic ('11-'20)

Technical data subject to change without prior notice.

XL : Extra Load BSW : Black Sidewall WSW : White Sidewall OWL : Outlined White Letters RWL : Raised White Letters

Mileage, Road Hazard, and 30 Day Free Trial warranties apply only to replacement tires. Original Equipment tires are excluded.

HRS Tires can be driven on up to 50 miles on a deflating or deflated tire at a top speed of 50 mph (subject to application and operating conditions).

Road Hazard warranty does not apply to HRS Tires.

Tech : Hankook Innovative Technology HRS : Hankook HRS System SOA : Sound Absorber SEG : Sealguard EV : Electric Vehicle

S-Code	Size	LI/SS	Sidewall	Rim Width Range	Max. Load		Overall Diameter	Section Width	Tread Depth	Revs/Mile	Weight	UTQG	OE Application	Tech
					psi	lbs								



Dynapro AT-M

16															
1021636	P265/75R16	SL	114T	OWL	7.0-9.0	51	2,601	31.6	10.3	13.0	656	37.1	560/A/B	NISSAN Frontier ('15-'21)	3PMSF
17															
1021750	265/65R17	SL	112T	OWL	7.5-9.5	51	2,469	30.7	10.3	12.5	677	35.4	500/A/B	FORD Ranger XLT ('19-'23)	
2021317	LT265/65R17	C	109T	OWL	8.0-9.5	50	2,270	31.0	10.6	13.5	675	45.3	-	FORD Ranger ('21-'23)	3PMSF
18															
1021749	265/60R18	SL	110T	BSW	7.5-9.5	51	2,337	30.5	10.6	12.0	681	35.0	500/A/B	FORD Ranger Lariat ('19-'23)	
1021751	265/60R18	SL	110T	OWL	7.5-9.5	51	2,337	30.5	10.6	12.0	681	35.5	500/A/B	FORD Ranger Lariat ('19-'23)	
20															
1013373	275/55R20	SL	113T	BSW	7.5-9.5	51	2,535	32.1	11.1	12.0	647	40.8	560/A/A	LINCOLN Navigator ('14-'23), FORD Expedition ('14-'23), Flex ('14-'23)	



Winter i*cept evo²

18															
1022271	255/50R18	XL	106V	BSW	7.0-9.0	50	2,094	28.1	11.4	10.5	740	30.1	-	MERCEDES BENZ S-Class ('20-'27)	3PMSF



Winter i*cept evo² SUV

22															
1024327	275/40R22	XL	107V	BSW	9.0-11.0	50	2,149	30.3	11.6	10.0	686	37.0	-	AUDI RS Q8 ('19-'24)	3PMSF

23															
1023854	295/35R23	XL	108W	BSW	10.0-11.5	50	2,205	30.8	12.3	10.5	674	40.2	-	AUDI RS Q8 ('19-'24)	3PMSF

Technical data subject to change without prior notice.

XL : Extra Load BSW : Black Sidewall WSW : White Sidewall OWL : Outlined White Letters RWL : Raised White Letters

Mileage, Road Hazard, and 30 Day Free Trial warranties apply only to replacement tires. Original Equipment tires are excluded.

HRS Tires can be driven on up to 50 miles on a deflating or deflated tire at a top speed of 50 mph (subject to application and operating conditions).

Road Hazard warranty does not apply to HRS Tires.

Tech : Hankook Innovative Technology HRS : Hankook HRS System SOA : Sound Absorber SEG : Sealguard EV : Electric Vehicle 3PMSF : Snow