



2023 Passenger & Light Truck Tires **PRODUCT DATA GUIDE**



THE SMART CHOICE IN TIRES



DEFINITION / OVERLOADING—FOLLOW VEHICLE OWNER'S MANUAL OR TIRE
MANUAL FOR PROPER LOAD LIMITS. NEVER EXCEED
MAXIMUM LOAD. OVERLOADING CAN CAUSE PREMATURE
WEAR, BRUISING, AND FAILURE. ALWAYS USE PROPER
TIRE BEADS. AFTER BEADS ARE PROPERLY SEATED, INFLATE TO RECOMMENDED
PRESSURE. ALWAYS USE THE PALM OF YOUR HAND TO FEEL FOR
SPECIALTY TRIMMED BEADS. SPECIALTY TRIMMED TIRES.

MISSION

You understand that when the time comes, choosing the right set of tires is an important purchase decision. But the thought of buying them can quickly turn to anxiety, uncertainty and frustration. At Continental, we prove that you've made the smart choice throughout the entire ownership experience, inspiring confidence every step of the way. It's the confidence that can only come from the industry's most-innovative warranty, combined with ground-breaking technologies and the most-stringent testing. Providing you a great value for phenomenal performance. And making Continental the smart choice in premium tires.

CONTENTS

PRODUCT OVERVIEW

| | |
|---|----|
| Product Line Overview..... | 4 |
| Technology Overview..... | 6 |
| Continental Tire & Electric Vehicles - U.S. Market..... | 8 |
| Total Confidence Plan..... | 9 |
| ContiSeal™, ContiSilent™ & SSR Overview..... | 10 |
| Quick Reference Guide..... | 11 |

REPLACEMENT TIRE PRODUCTS

PASSENGER TIRES

| | |
|--|----|
| ExtremeContact™ Sport ⁰² Summer Ultra-High Performance..... | 24 |
|--|----|

PASSENGER/CROSSOVER/LIGHT TRUCK/SUV TIRES

| | |
|---|----|
| ExtremeContact™ DWS ^{06 Plus} All-Season Ultra-High Performance..... | 28 |
|---|----|

PASSENGER/CROSSOVER TIRES

| | |
|---|----|
| PureContact™ LS All-Season Touring..... | 32 |
| TrueContact™ Tour All-Season Touring..... | 34 |

CROSSOVER/LIGHT TRUCK/SUV TIRES

| | |
|--|----|
| CrossContact™ LX ²⁵ All-Season Touring..... | 38 |
| TerrainContact™ H/T All-Season Touring..... | 40 |
| TerrainContact™ A/T All-Season All-Terrain..... | 42 |

WINTER TIRES

| | |
|--|----|
| VikingContact™ 7 Passenger/Crossover & LT/SUV Touring..... | 44 |
|--|----|

ORIGINAL EQUIPMENT PRODUCTS

| | |
|---|----|
| OE Product Line Overview..... | 48 |
| OE Reference Guide Product Line..... | 49 |
| OE Reference Guide Vehicle Fitment..... | 70 |

WARRANTY INFORMATION

| | |
|---|----|
| Limited Warranty & Adjustment Policy..... | 88 |
| Tread Wear Conversion Table..... | 91 |

CTA does not recommend replacing one tire at a time on a vehicle. Fitting a vehicle with an improper mix of tire sizes, constructions, and speed ratings can be dangerous. Consult the vehicle owner's manual to determine proper mixing, matching, or when replacing tires with different sizes, constructions, and speed ratings. If all of the ground tires are Not replaced at one time, then at a minimum, CTA recommends replacing all tires on the same axle at one time (see the vehicle owner's manual for 4x4 vehicles for whether there are additional recommendations). This is especially recommended for tires that are listed in this product guide with alternate article numbers. Tires that are identified with alternate article numbers are nearly identical to the tires that they are replacing, but may have slight differences. One difference can be the tread design or pattern which can make the alternate tires incompatible for mixing on the same axle as a different tire.

Replacement Product Line Overview



CrossContact™ LX²⁵

A premium, all-season touring tire for crossovers and SUVs, the CrossContact™ LX²⁵ ranges in size from 16-22" rim diameter.



ExtremeContact™ DWS^{06 Plus}

A premium, all-season ultra-high performance tire for passenger cars, crossovers and SUVs, the ExtremeContact™ DWS^{06 Plus} ranges in size from 16-22" rim diameter.



ExtremeContact™ Sport⁰²

A dynamic, summer ultra-high performance tire for passenger cars, the ExtremeContact™ Sport⁰² ranges in size from 15-21" rim diameter.



PureContact™ LS

A luxury, all-season touring tire for passenger cars and crossovers, the PureContact™ LS ranges in size from 16-20" rim diameter.



TerrainContact™ A/T

A premium, all-season all-terrain tire for crossovers, SUVs and light trucks, the TerrainContact™ A/T ranges in size from 16-22" rim diameter.



TerrainContact™ H/T

A premium, all-season touring tire for SUVs and light trucks, the TerrainContact™ H/T ranges in size from 16-22" rim diameter.



TrueContact™ Tour

A long-lasting, all-season touring tire for passenger cars and crossovers, the TrueContact™ Tour ranges in size from 15-19" rim diameter.



VikingContact™ 7

A premium winter tire for passenger cars, crossovers, SUVs and light trucks, the VikingContact™ 7 ranges in size from 15-22" rim diameter.

Available in Black Sidewall (BSW) = CrossContact LX25, TerrainContact A/T and TerrainContact H/T | Available in White Wall (WW) = TrueContact Tour

REPLACEMENT PRODUCT LINE OVERVIEW CHART

| PRODUCT LINES | TREAD PATTERN | RIM SIZE | SPEED RATING | UTQG (WEAR, TRACTION, TEMPERATURE) | MILEAGE WARRANTY* | CUSTOMER SATISFACTION TRIAL | PAGE # |
|--|---------------|----------|-------------------|--|--|-----------------------------|--------|
| CrossContact™ LX ²⁵ | Symmetric | 16"-22" | T, H, V | 740 A B (T) 740 A A (H, V) | 70,000 Miles (T, H) 65,000 Miles (V) | 60 Days | 38 |
| ExtremeContact™ DWS ^{96 Plus} | Asymmetric | 16"-22" | W, Y | 560 AA A (Load ≤ 103) 560 A A (Load ≥ 104) | 50,000 Miles | 60 Days | 28 |
| ExtremeContact™ Sport ⁹² | Asymmetric | 15"-21" | W, Y | 340 AA A | 30,000 Miles | 60 Days | 24 |
| PureContact™ LS | Asymmetric | 16"-20" | H, V | 700 A A | 70,000 Miles | 60 Days | 32 |
| TerrainContact™ A/T | Symmetric | 16"-22" | S, T H, V S | 680 A B (Metric: S, T) 680 A A (Metric: H, V) -- (LT: S) | 60,000 Miles | 60 Days | 42 |
| TerrainContact™ H/T | Symmetric | 16"-22" | T H R, S | 800 A B (Metric: T) 720 A A (Metric: H) -- (LT: R, S) | 70,000 Miles (T, H) 60,000 Miles (R, S) | 60 Days | 40 |
| TrueContact™ Tour | Symmetric | 15"-19" | T, H, V | 800 A B (T) 800 A A (H) 700 A A (V) | 80,000 Miles (T, H) 70,000 Miles (V) | 60 Days | 34 |
| VikingContact™ 7 | Directional | 15"-22" | T, H | -- | -- | 60 Days | 44 |

*Mileage Warranty for the rear axle of split fitments will be 50% of standard tread wearout coverage.

Tire Technology & Features



ex. VikingContact™ 7



ex. ExtremeContact™ DWS^{06 Plus}

1

3-Peak Mountain Snowflake



Meets the severe snow service requirements of the U.S. Tire Manufacturer's Association (USTMA) and the Tire and Rubber Association of Canada (TRAC).

Available on:
VikingContact™ 7

2

Tuned Performance Indicators




D, W and S symbols in the tread disappear when the tire is no longer tuned for optimum performance in either dry (D), wet (W) or snow (S) conditions.

Available on:
CrossContact™ LX²⁵
ExtremeContact™ DWS^{06 Plus}
ExtremeContact™ Sport^{02*}
PureContact™ LS
TrueContact™ Tour

**ExtremeContact Sport⁰² does not depict the (S) symbol for snow.*

3





Alignment Verification System



Indicators in both sides of the tread wear off evenly, ensuring the driver of proper alignment, or wear off unevenly, alerting the driver to check the wheel alignment.

Available on:
CrossContact™ LX²⁵
ExtremeContact™ DWS^{06 Plus}
PureContact™ LS
TrueContact™ Tour

Tire Technology & Features

|  |  |  |  |
|---|---|---|---|
| <p>Saves fuel Stops shorter on wet roads Extends tread life</p> <p>Available on: CrossContact™ LX²⁵ PureContact™ LS TrueContact™ Tour</p> | <p>Provides responsive handling Grips better on wet roads Extends tread life</p> <p>Available on: ExtremeContact™ DWS^{06 Plus} ExtremeContact™ Sport⁰²</p> | <p>Improves traction and durability Grips better on wet roads Quiets road noise</p> <p>Available on: TerrainContact™ A/T TerrainContact™ H/T</p> | <p>Keeps tread flexible in cold temperatures Grips better in winter conditions Stops shorter on snow and ice-covered roads</p> <p>Available on: VikingContact™ 7</p> |



CrossContact™ LX²⁵



ExtremeContact™ DWS^{06 Plus}



ExtremeContact™ Sport⁰²



PureContact™ LS



TerrainContact™ A/T



TerrainContact™ H/T




TrueContact™ Tour





VikingContact™ 7





Available Tire Technology & Features Legend:


 EcoPlus+ Technology

 SportPlus+ Technology

 TractionPlus+ Technology

 PolarPlus+ Technology

 3-Peak Mountain Snowflake

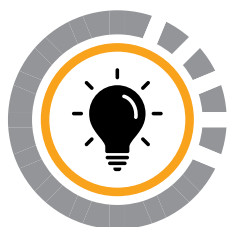
 Tuned Performance Indicator

 Alignment Verification System



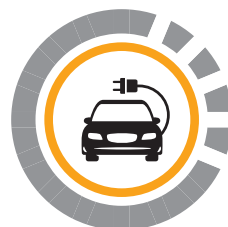
Continental Tire & Electric Vehicles - U.S. Market

While the current number of **Electric Vehicles (EVs)** on the road is still limited, it is a vehicle segment that is growing in the U.S. market. Here's a look at how Continental is currently positioned within the electric vehicle space.



First-hand Market Insights

Our engineering expertise as a result of our extensive work as an automotive parts supplier of EVs gives us first-hand insight into the EV market needs, which is something no other tire company can offer.



Worldwide EV Expertise

Vehicle manufacturers of electric vehicles worldwide rely on Continental tires as original equipment (OE).



EV Fitment Coverage

Our EV-capable Replacement products cover **nearly 100%** of current EV market sizes.

We currently have **over 50% coverage** with our OE tires specifically developed for EVs.



Performance Focus


RE product performance is typically more focused on grip and tread life.

OE product performance has a heightened EV focus on range and low noise.

TOP 10

Top 10 Electric Vehicles cover 90% of the EV Market.

1. TESLA MODEL 3
2. TESLA MODEL Y
3. CHEVROLET BOLT EV
4. TESLA MODEL S
5. TESLA MODEL X
6. NISSAN LEAF
7. FORD MUSTANG MACH-E
8. AUDI E-TRON
9. VOLKSWAGEN ID.4
10. PORSCHE TAYCAN



CONFIDENCE ON THE ROAD

The purchase of replacement Continental tires provides an extra measure of confidence with the Total Confidence Plan.



Limited Warranty*

All Continental passenger and light truck tires are eligible for the Limited Warranty for a maximum of up to 72 months from the date of purchase. The Limited Warranty allows for free replacement within the first 12 months**.



Mileage Warranty*

Coverage on select replacement products up to 80,000 miles.



Customer Satisfaction Trial*

Continental passenger and light truck tires purchased as replacement bearing the Continental name and D.O.T. serial numbers are covered up to 60 days. Please see Total Confidence Plan brochure for complete details.



Road Hazard Coverage*

Continental's Road Hazard Coverage is unique in the industry because it applies to all Continental passenger and light truck tires that are purchased as replacement, and provides a comparable replacement tire within the first 12 months**.



Flat Tire Roadside Assistance*

Three (3) year complimentary flat change or towing up to 150 miles at no charge. Tires must be registered online at www.totalconfidence-plan.com to qualify for Flat Tire Roadside Assistance. Coverage is valid on replacement passenger and light truck tire purchases made on or after February 1, 2015.



Emergency Trip Interruption Coverage*

Three (3) year complimentary service designed to help reimburse the eligible expenses resulting from a mechanical breakdown during a road trip. Tires must be registered online at www.totalconfidence-plan.com to qualify for Emergency Trip Interruption Coverage. Coverage is valid on replacement passenger and light truck tire purchases made on or after January 1, 2023. Limit \$200.00 per day maximum benefit, and a total annual maximum benefit of \$500.00.

* Restrictions and limitations apply. See Total Confidence Plan for complete coverage details at <https://continentaltire.com/warranty>.

** Coverage is within the first 12 months from the date of purchase or the first 2/32" of treadwear, whichever comes first.

Copies of this brochure are also available for order through the Dealer Marketing Suite.

For questions or more information on Flat Tire Roadside Assistance or Emergency Trip Interruption Coverage, contact 1.888.990.6125. For all other warranty questions please contact Customer Relations at 1.800.847.3349.

ContiSeal™, ContiSilent™ & SSR Overview

ContiSeal™



ContiSeal Benefits:

- Even a puncture smaller than 5 mm in diameter can lead to a rapid loss of air pressure and cause a flat tire. With ContiSeal, 80% of all punctures are fixed instantly.
- A sticky, viscous sealant layer fixes tread damage up to 5 mm in diameter. It traps the air inside, keeps the tire inflated and your car mobile. It works instantly, even if the puncturing object becomes dislodged.



ContiSilent™



ContiSilent Benefits:

- Achieves a perceptible noise reduction creating a much quieter driving experience.
- A special polyurethane foam, attached to the inner surface of the tire tread, cushions the road, providing a quieter driving experience*.
- No change to the car's performance characteristics; such as braking, handling, mileage, load, speed capability or performance in wet conditions.



Self-Supporting Runflat



SSR Benefits:

- When punctured, a standard tire's sidewall can be crushed between the rim and road causing a potentially dangerous situation. A reinforced sidewall in an SSR tire prevents this from happening.
- An SSR sidewall offers additional strength, preventing the sidewall from being crushed between the rim and road.
- Self-supporting runflat tires have no impact on the driving experience or the handling of a car under normal circumstances - only when they are needed.

*The exact level of reduction depends on the type of vehicle, its speed and the road surface.

QUICK REFERENCE GUIDE

| RIM DIA (IN) | TIRE SIZE | REPLACEMENT TIRES | | | | | | | | ORIGINAL EQUIPMENT TIRES | | | | | | | | | | |
|---------------|---------------|------------------------------------|---------------------------------------|-----------------|-------------------|-------------------------------|---------------------|---------------------|------------------|--------------------------|---------------------|-----------------------------|---------------------------|-------------------|----------------------|--------------------|-----------|----------------------|--------------------|-----------------------|
| | | ExtremeContact™ Sport ² | ExtremeContact™ DWS ^{96Plus} | PureContact™ LS | TrueContact™ Tour | CrossContact™ LX ² | TerrainContact™ H/T | TerrainContact™ A/T | VikingContact™ 7 | 4x4Contact Family | ContiEcoContact™ EP | ContiPremiumContact™ Family | ContiTouringContact™ CV95 | ContiTrac™ Family | CrossContact™ Family | ProContact™ Family | sContact™ | SportContact™ Family | VanContact™ Family | WinterContact™ Family |
| 15 | 195/50 R 15 | | | | | | | | | | | | | | | | | | | |
| | 205/50 ZR 15 | ● | | | | | | | | | | | | | | | | | | |
| | 175/55 R 15 | | | | | | | | | | | | | | | ● | | | | ● |
| | 185/55 R 15 | | | | | | | | | | | | | | | ● | | | | |
| | 195/55 R 15 | | | | | | | | | | | | | | | ● | | | | |
| | 155/60 R 15 | | | | | | | | | | | | | | | ● | | | | ● |
| | 165/60 R 15 | | | | | | | | | | | | | | | ● | | | | |
| | 185/60 R 15 | | | | | | | | | | | | | | | ● | | | | |
| | 185/60 R 15 C | | | | | | | | | | | | | | | | | | ● | |
| | 195/60 R 15 | | | | | ● | | | | | | | | | | | | | | ● |
| | 145/65 R 15 | | | | | | | | | | | | | | | | | | | ● |
| | 165/65 R 15 | | | | | | | | | | | | | | | | ● | | | |
| | 175/65 R 15 | | | | | ● | | | | | | | | | | ● | | | | ● |
| | 185/65 R 15 | | | | | ● | | | | | | | | | | ● | | | | ● |
| | 195/65 R 15 | | | | | ● | | | | | | | | | | ● | | | | ● |
| | 205/65 R 15 | | | | | | | | | | | | | | | | | | | ● |
| | P185/65 R 15 | | | | | | | | | | | | | | | | ● | | | |
| | P195/65 R 15 | | | | | | | | | | | | | | | | ● | | | |
| | P205/65 R 15 | | | | | | | | | | | | | | | | ● | | | |
| | 195/70 R 15 C | | | | | | | | | | | | | | | | | | ● | |
| 205/70 R 15 | | | | | | | | | | | | | | | | | | | ● | |
| 225/70 R 15 C | | | | | | | | | | | | | | | | | | ● | | |
| T115/70 R 15 | | | | | | | | | | | | | | | | | ● | | | |
| T125/70 R 15 | | | | | | | | | | | | | | | | | ● | | | |
| 16 | 195/45 R 16 | | | | | | | | | | | | | | | ● | | | | |
| | 205/45 R 16 | | | | | | | | | | | | | | | ● | | | | |
| | 205/45 ZR 16 | | ● | | | | | | | | | | | | | | | | | |
| | 205/45 ZR 16 | ● | | | | | | | | | | | | | | | | | | |
| | 185/50 R 16 | | | | | | | | | | | | | | | ● | | | | |
| | 195/50 R 16 | | | | | | | | | | | | | | | | | | ● | |
| | 195/50 ZR 16 | | ● | | | | | | | | | | | | | | | | | |
| | 205/50 ZR 16 | | ● | | | | | | | | | | | | | | | | | |
| | 225/50 ZR 16 | | ● | | | | | | | | | | | | | | | | | |
| | 225/50 ZR 16 | ● | | | | | | | | | | | | | | | | | | |
| | 195/55 R 16 | | | | ● | | | | | | | | | | | ● | | | | ● |
| | 205/55 R 16 | | | | ● | ● | | | | | | | | | | ● | | | | ● |
| | 205/55 ZR 16 | | ● | | | | | | | | | | | | | | | | | |
| | 215/55 R 16 | | | | | ● | | | | | | | | | | ● | | | | ● |
| | 215/55 ZR 16 | | ● | | | | | | | | | | | | | | | | | |
| | 225/55 R 16 | | | | | | | | | | | | | | | ● | | | | ● |
| | 225/55 ZR 16 | | ● | | | | | | | | | | | | | | | | | |
| | 205/55 ZR 16 | ● | | | | | | | | | | | | | | | | | | |
| | P195/55 R 16 | | | | | | | | | | | | | | | | ● | | | |

QUICK REFERENCE GUIDE

| RIM DIA (IN) | TIRE SIZE | REPLACEMENT TIRES | | | | | | | | ORIGINAL EQUIPMENT TIRES | | | | | | | | | | | | | | | | | | | | | | | | | | | | | | |
|---------------|--------------|------------------------------------|---------------------------------------|-----------------|-------------------|-------------------------------|---------------------|---------------------|------------------|--------------------------|---------------------|-----------------------------|---------------------------|-------------------|----------------------|--------------------|-----------|----------------------|--------------------|-----------------------|--|--|--|--|--|--|--|--|--|--|--|--|--|--|--|--|--|--|----|--|
| | | ExtremeContact™ Sport ² | ExtremeContact™ DWS ^{96Plus} | PureContact™ LS | TrueContact™ Tour | CrossContact™ LX ² | TerrainContact™ H/T | TerrainContact™ A/T | VikingContact™ 7 | 4x4Contact Family | ContiEcoContact™ EP | ContiPremiumContact™ Family | ContiTouringContact™ CV95 | ContiTrac™ Family | CrossContact™ Family | ProContact™ Family | sContact™ | SportContact™ Family | VanContact™ Family | WinterContact™ Family | | | | | | | | | | | | | | | | | | | | |
| 17 | 255/40 ZR 17 | ● | | | | | | | | | | | | | | ● | | | | | | | | | | | | | | | | | | | | | | | | |
| | 275/40 ZR 17 | ● | | | | | | | | | | | | | | | | | | | | | | | | | | | | | | | | | | | | | | |
| | 285/40 ZR 17 | ● | | | | | | | | | | | | | | | | | | | | | | | | | | | | | | | | | | | | | | |
| | 205/45 R 17 | | | | | | | | | | | | | | | | ● | | | | | | | | | | | | | | | | | | | | | | | |
| | 205/45 ZR 17 | | ● | | | | | | | | | | | | | | | | | | | | | | | | | | | | | | | | | | | | | |
| | 215/45 R 17 | | | | | ● | | | | | | | | | | | | | | | | | | | | | | | | | | | | | | | | | | |
| | 215/45 ZR 17 | | ● | | | | | | | | | | | | | | | | | | | | | | | | | | | | | | | | | | | | | |
| | 225/45 R 17 | | | | ● | | | | | | | | | | | | ● | | | ● | | | | | | | | | | | | | | | | | | | | |
| | 225/45 ZR 17 | | | ● | | | | | | | | | | | | | | | | | | | | | | | | | | | | | | | | | | | | |
| | 235/45 R 17 | | | | ● | | | | | | | | | | | | ● | | | ● | | | | | | | | | | | | | | | | | | | | |
| | 235/45 ZR 17 | | | ● | | | | | | | | | | | | | | | | | | | | | | | | | | | | | | | | | | | | |
| | 245/45 R 17 | | | | ● | | | | | | | | | | | | ● | | | ● | | | | | | | | | | | | | | | | | | | | |
| | 245/45 ZR 17 | | | ● | | | | | | | | | | | | | | | | | | | | | | | | | | | | | | | | | | | | |
| | 255/45 R 17 | | | | | | | | | | | | | | | | | | | | | | | | | | | | | | | | | | | | | | | |
| | 255/45 ZR 17 | | | ● | | | | | | | | | | | | | | | | | | | | | | | | | | | | | | | | | | | | |
| | 205/45 ZR 17 | | ● | | | | | | | | | | | | | | | | | | | | | | | | | | | | | | | | | | | | | |
| | 215/45 ZR 17 | | ● | | | | | | | | | | | | | | | | | | | | | | | | | | | | | | | | | | | | | |
| | 225/45 ZR 17 | | ● | | | | | | | | | | | | | | | | | | | | | | | | | | | | | | | | | | | | | |
| | 235/45 ZR 17 | | ● | | | | | | | | | | | | | | | | | | | | | | | | | | | | | | | | | | | | | |
| | 245/45 ZR 17 | | ● | | | | | | | | | | | | | | | | | | | | | | | | | | | | | | | | | | | | | |
| | 255/45 ZR 17 | | ● | | | | | | | | | | | | | | | | | | | | | | | | | | | | | | | | | | | | | |
| | P215/45 R 17 | | | | | | | | | | | | | | | | | | | | | | | | | | | | | | | | | | | | | | | |
| | 205/50 R 17 | | | | ● | | | | | | | | | | | | ● | | | ● | | | | | | | | | | | | | | | | | | | | |
| | 205/50 ZR 17 | | | ● | | | | | | | | | | | | | | | | | | | | | | | | | | | | | | | | | | | | |
| | 215/50 R 17 | | | | ● | | | | | | | | | | | | ● | | | ● | | | | | | | | | | | | | | | | | | | | |
| | 215/50 ZR 17 | | | ● | | | | | | | | | | | | | | | | | | | | | | | | | | | | | | | | | | | | |
| | 225/50 R 17 | | | | ● | ● | | | | | | | | | | | ● | | | ● | | | | | | | | | | | | | | | | | | | | |
| | 225/50 ZR 17 | | | ● | | | | | | | | | | | | | | | | | | | | | | | | | | | | | | | | | | | | |
| | 235/50 R 17 | | | | ● | | | | | | | | | | | | ● | | | ● | | | | | | | | | | | | | | | | | | | | |
| | 235/50 ZR 17 | | | ● | | | | | | | | | | | | | | | | | | | | | | | | | | | | | | | | | | | | |
| | 245/50 R 17 | | | | ● | | | | | | | | | | | | | | | | | | | | | | | | | | | | | | | | | | | |
| | 245/50 ZR 17 | | | ● | | | | | | | | | | | | | | | | | | | | | | | | | | | | | | | | | | | | |
| | 205/50 ZR 17 | | ● | | | | | | | | | | | | | | | | | | | | | | | | | | | | | | | | | | | | | |
| | 225/50 ZR 17 | | ● | | | | | | | | | | | | | | | | | | | | | | | | | | | | | | | | | | | | ●* | |
| | P225/50 R 17 | | | | | | | | | | | | | | | | | | | | | | | | | | | | | | | | | | | | | | | |
| | 205/55 R 17 | | | | | | | | | | | | | | | | | | | | | | | | | | | | | | | | | | | | | | | |
| | 215/55 R 17 | | | | ● | ● | | | | | | | | | | | ● | | | ● | | | | | | | | | | | | | | | | | | | | |
| | 215/55 ZR 17 | | | ● | | | | | | | | | | | | | | | | | | | | | | | | | | | | | | | | | | | | |
| 225/55 R 17 | | | | ● | ● | ● | | | | | | | | | | ● | | | ● | | | | | | | | | | | | | | | | | | | | | |
| 225/55 R 17 C | | | | | | | | | | | | | | | | | | | | | | | | | | | | | | | | | | | | | | | | |
| 225/55 ZR 17 | | | ● | | | | | | | | | | | | | | | | | | | | | | | | | | | | | | | | | | | | | |
| 235/55 R 17 | | | | | ● | ● | | | | | | | | | | ● | | | ● | | | | | | | | | | | | | | | | | | | | | |
| 235/55 ZR 17 | | | ● | | | | | | | | | | | | | | | | | | | | | | | | | | | | | | | | | | | | | |

* = Self-Supporting Runflat

QUICK
REFERENCE
GUIDE

| RIM DIA (IN) | TIRE SIZE | REPLACEMENT TIRES | | | | | | | |
|---------------|---------------|-------------------------------------|--|-----------------|-------------------|--------------------------------|---------------------|---------------------|------------------|
| | | ExtremeContact™ Sport ⁰² | ExtremeContact™ DWS ^{06 Plus} | PureContact™ LS | TrueContact™ Tour | CrossContact™ LX ²⁵ | TerrainContact™ H/T | TerrainContact™ A/T | VikingContact™ 7 |
| 18 | 245/45 ZR 18 | • | | | | | | | |
| | P235/45 R 18 | | | | | | | | |
| | 215/50 R 18 | | | | | | | | • |
| | 225/50 R 18 | | | | • | | | | • |
| | 225/50 ZR 18 | | • | | | | | | |
| | 235/50 R 18 | | | • | | | • | | • |
| | 235/50 ZR 18 | | • | | | | | | |
| | 245/50 R 18 | | | • | | | | | |
| | 245/50 ZR 18 | | • | | | | | | |
| | 285/50 R 18 | | | | | | | | |
| | 205/55 R 18 | | | | | | | | |
| | 215/55 R 18 | | | | | • | • | | |
| | 225/55 R 18 | | | | | | • | | • |
| | 235/55 R 18 | | | | • | • | • | | • |
| | 235/55 ZR 18 | | • | | | | | | |
| | 245/55 ZR 18 | | • | | | | | | |
| | 255/55 R 18 | | | | | | • | | |
| | 255/55 ZR 18 | | • | | | | | | |
| | P 215/55 R 18 | | | | | | | | |
| | 225/55 R 18 | | | | | | | | |
| | P215/55 R 18 | | | | | | | | |
| | 205/60 R 18 | | | | | | | | |
| | 215/60 R 18 | | | | | | | | |
| | 225/60 R 18 | | | | | • | • | | • |
| | 235/60 R 18 | | | | | • | • | | • |
| | 235/60 ZR 18 | | • | | | | | | |
| | 245/60 R 18 | | | | | | • | • | • |
| | 255/60 R 18 | | | | | | | | • |
| | 265/60 R 18 | | | | | | • | • | • |
| | 235/60 R 18 | | | | | | | | |
| | 245/60 R 18 | | | | | | | | • |
| | 265/60 R 18 | | | | | | | | • |
| | P225/60 R 18 | | | | | | | | |
| | T155/60 R 18 | | | | | | | | |
| | 235/65 R 18 | | | | | | • | | • |
| | 255/65 R 18 | | | | | | • | | |
| 265/65 R 18 | | | | | | | • | • | |
| 275/65 R 18 | | | | | | | • | • | |
| LT275/65 R 18 | | | | | | | • | • | |
| 255/70 R 18 | | | | | | | • | • | |
| 265/70 R 18 | | | | | | | • | • | |
| LT265/70 R 18 | | | | | | | • | • | |
| LT275/70 R 18 | | | | | | | • | • | |

| ORIGINAL EQUIPMENT TIRES | | | | | | | | | | |
|--------------------------|---------------------|-----------------------------|---------------------------|-------------------|----------------------|--------------------|-----------|----------------------|--------------------|-----------------------|
| 4x4Contact Family | ContiEcoContact™ EP | ContiPremiumContact™ Family | ContiTouringContact™ CV95 | ContiTrac™ Family | CrossContact™ Family | ProContact™ Family | sContact™ | SportContact™ Family | VanContact™ Family | WinterContact™ Family |
| | | | | | | | • | | | |
| | | | | | | | • | | | |
| | | | | | | | | | | |
| | | • | | | | | • | | | • |
| | | | | | | | | | | |
| | | | | | | | | | | |
| | | | | | | | | | | |
| | | | | | | | | | | |
| | | | | | | | | | | |
| | | | | | | | | | | |
| | | | | | | | | | | |
| | | | | | | | | | | |
| | | | | | | | | | | |
| | | | | | | | | | | |
| | | | | | | | | | | |
| | | | | | | | | | | |
| | | | | | | | | | | |
| | | | | | | | | | | |
| | | | | | | | | | | |
| | | | | | | | | | | |
| | | | | | | | | | | |
| | | | | | | | | | | |
| | | | | | | | | | | |
| | | | | | | | | | | |
| | | | | | | | | | | |
| | | | | | | | | | | |
| | | | | | | | | | | |
| | | | | | | | | | | |
| | | | | | | | | | | |
| | | | | | | | | | | |
| | | | | | | | | | | |
| | | | | | | | | | | |
| | | | | | | | | | | |
| | | | | | | | | | | |
| | | | | | | | | | | |
| | | | | | | | | | | |
| | | | | | | | | | | |
| | | | | | | | | | | |
| | | | | | | | | | | |
| | | | | | | | | | | |
| | | | | | | | | | | |
| | | | | | | | | | | |
| | | | | | | | | | | |
| | | | | | | | | | | |
| | | | | | | | | | | |
| | | | | | | | | | | |
| | | | | | | | | | | |
| | | | | | | | | | | |
| | | | | | | | | | | |
| | | | | | | | | | | |
| | | | | | | | | | | |
| | | | | | | | | | | |
| | | | | | | | | | | |
| | | | | | | | | | | |
| | | | | | | | | | | |
| | | | | | | | | | | |

QUICK REFERENCE GUIDE

| RIM DIA (IN) | TIRE SIZE | REPLACEMENT TIRES | | | | | | | | ORIGINAL EQUIPMENT TIRES | | | | | | | | | | | | |
|--------------|---------------|------------------------------------|---------------------------------------|-----------------|-------------------|-------------------------------|---------------------|---------------------|------------------|--------------------------|---------------------|-----------------------------|---------------------------|-------------------|----------------------|--------------------|-----------|----------------------|--------------------|-----------------------|---|---|
| | | ExtremeContact™ Sport ² | ExtremeContact™ DWS ^{96Plus} | PureContact™ LS | TrueContact™ Tour | CrossContact™ LX ² | TerrainContact™ H/T | TerrainContact™ A/T | VikingContact™ 7 | 4x4Contact Family | ContiEcoContact™ EP | ContiPremiumContact™ Family | ContiTouringContact™ CV95 | ContiTrac™ Family | CrossContact™ Family | ProContact™ Family | sContact™ | SportContact™ Family | VanContact™ Family | WinterContact™ Family | | |
| 18 | T 135/70 R 18 | | | | | | | | | | | | | | | • | • | | | | | |
| | T125/70 R 18 | | | | | | | | | | | | | | | | • | | | | | |
| | T135/80 R 18 | | | | | | | | | | | | | | | | • | | | | | |
| | T155/85 R 18 | | | | | | | | | | | | | | | | • | | | | | |
| | T155/90 R 18 | | | | | | | | | | | | | | | | • | | | | | |
| 19 | 265/30 ZR 19 | | • | | | | | | | | | | | | | | | | | | | |
| | 275/30 ZR 19 | | • | | | | | | | | | | | | | | | | | | | |
| | 285/30 R 19 | | | | | | | | | | | | | | | | | • | | | | |
| | 285/30 ZR 19 | | • | | | | | | | | | | | | | | | • | | | | |
| | 255/30 ZR 19 | • | | | | | | | | | | | | | | | | | | | | |
| | 275/30 ZR 19 | • | | | | | | | | | | | | | | | | | | | | |
| | 285/30 ZR 19 | • | | | | | | | | | | | | | | | | | | | | |
| | 295/30 ZR 19 | • | | | | | | | | | | | | | | | | | | | | |
| | 305/30 ZR 19 | • | | | | | | | | | | | | | | | | | | | | |
| | 325/30 ZR 19 | • | | | | | | | | | | | | | | | | | | | | |
| | 355/30 ZR 19 | • | | | | | | | | | | | | | | | | | | | | |
| | 235/35 R 19 | | | | | | | | | | | | | | | • | | • | | | | |
| | 235/35 ZR 19 | | • | | | | | | | | | | | | | | | • | | | | |
| | 245/35 R 19 | | | | | | | | | | | | | | | | | • | | | | • |
| | 245/35 ZR 19 | | • | | | | | | | | | | | | | | | • | | | | |
| | 255/35 R 19 | | | | | | | | | | | | | | | | • | • | | | | • |
| | 255/35 ZR 19 | | • | | | | | | | | | | | | | | | • | | | | |
| | 265/35 R 19 | | | | | | | | | | | | | | | | | • | | | | • |
| | 265/35 ZR 19 | | • | | | | | | | | | | | | | | | • | | | | |
| | 275/35 R 19 | | | | | | | | | | | | | | | • | | | | | | |
| | 275/35 ZR 19 | | • | | | | | | | | | | | | | | | • | | | | |
| | 285/35 R 19 | | | | | | | | | | | | | | | | | | | | | • |
| | 285/35 ZR 19 | | • | | | | | | | | | | | | | | | • | | | | |
| | 295/35 R 19 | | | | | | | | | | | | | | | | | | | | | • |
| | 295/35 ZR 19 | | | | | | | | | | | | | | | | | • | | | | |
| | 225/35 ZR 19 | • | | | | | | | | | | | | | | | | | | | | |
| | 235/35 ZR 19 | • | | | | | | | | | | | | | | | | • | | | | |
| | 245/35 ZR 19 | • | | | | | | | | | | | | | | | | | | | | |
| | 255/35 ZR 19 | • | | | | | | | | | | | | | | | | | | | | |
| | 265/35 ZR 19 | • | | | | | | | | | | | | | | | | | | | | |
| | 275/35 ZR 19 | • | | | | | | | | | | | | | | | | | | | | |
| 285/35 ZR 19 | • | | | | | | | | | | | | | | | | | | | | | |
| 295/35 ZR 19 | • | | | | | | | | | | | | | | | | | | | | | |
| 225/40 R 19 | | | | | | | | | | | | | | | | | | • | | | • | |
| 225/40 ZR 19 | | • | | | | | | | | | | | | | | | | | | | | |
| 235/40 R 19 | | | | • | | | | | | | | | | | • | | | | | | • | |
| 235/40 ZR 19 | | • | | | | | | | | | | | | | | | | | | | | |
| 245/40 R 19 | | | | • | | | | | | | | | | | • | | • | | | | • | |

QUICK REFERENCE GUIDE

| RIM DIA (IN) | TIRE SIZE | REPLACEMENT TIRES | | | | | | | | ORIGINAL EQUIPMENT TIRES | | | | | | | | | | |
|-----------------|--------------|-------------------------------------|--|-----------------|-------------------|--------------------------------|---------------------|---------------------|------------------|--------------------------|---------------------|-----------------------------|---------------------------|-------------------|----------------------|--------------------|-----------|----------------------|--------------------|-----------------------|
| | | ExtremeContact™ Sport ⁰² | ExtremeContact™ DWS ^{06 Plus} | PureContact™ LS | TrueContact™ Tour | CrossContact™ LX ²⁵ | TerrainContact™ H/T | TerrainContact™ A/T | VikingContact™ 7 | 4x4Contact Family | ContiEcoContact™ EP | ContiPremiumContact™ Family | ContiTouringContact™ CV95 | ContiTrac™ Family | CrossContact™ Family | ProContact™ Family | sContact™ | SportContact™ Family | VanContact™ Family | WinterContact™ Family |
| 19 | 245/40 ZR 19 | • | | | | | | | | | | | | | • | | | | | |
| | 255/40 R 19 | | | | | | | | | | | | | | • | | • | | | |
| | 255/40 ZR 19 | • | | | | | | | | | | | | | | | | | | |
| | 265/40 R 19 | | | | | | | | | | | | | | | | | | | • |
| | 275/40 R 19 | | | | | | | | | | | | | | | | | | | |
| | 275/40 ZR 19 | • | | | | | | | | | | | | | | | | • | | |
| | 285/40 R 19 | | | | | | | | | | | | | | | | | | | • |
| | 285/40 ZR 19 | | | | | | | | | | | | | | | | | • | | |
| | 295/40 R 19 | | | | | | | | | | | | | | | | | | | • |
| | 225/40 ZR 19 | • | | | | | | | | | | | | | | | | | | |
| | 235/40 ZR 19 | • | | | | | | | | | | | | | | | | | | |
| | 245/40 ZR 19 | • | | | | | | | | | | | | | | | | | | |
| | 255/40 ZR 19 | • | | | | | | | | | | | | | | | | | | |
| | 265/40 ZR 19 | • | | | | | | | | | | | | | | | | | | |
| | 275/40 R 19 | | | | | | | | | | | | | | | | | • | | |
| | 275/40 ZR 19 | • | | | | | | | | | | | | | | | | | | |
| | P275/40 R 19 | | | | | | | | | | | | | | | | | | | |
| | 225/45 R 19 | | | | | | | | | | | | | | | | | | | • |
| | 225/45 ZR 19 | • | | | | | | | | | | | | | | | | | | |
| | 235/45 R 19 | | | | | | | | | | | | | | | • | | | | • |
| | 245/45 R 19 | | | | • | | | | | | | | | | | • | | • | | • |
| | 245/45 ZR 19 | • | | | | | | | | | | | | | | | | | | |
| | 255/45 R 19 | | | | • | | | | | | | | | | | • | | • | | • |
| | 255/45 ZR 19 | • | | | | | | | | | | | | | | | | • | | |
| | 265/45 R 19 | | | | | | | | | | | | | | | | | | | • |
| | 275/45 R 19 | | | | | | | | | | | • | | | | • | | | | • |
| | 275/45 ZR 19 | • | | | | | | | | | | | | | | | | | | |
| | 285/45 R 19 | | | | | | | | | | | | | | | | | | • | • |
| | 245/45 R 19 | | | | | | | | | | | | | | | • | | • | | |
| | 255/45 R 19 | | | | | | | | | | | | | | | | | | | • |
| | P235/45 R 19 | | | | | | | | | | | | | | | | | | | |
| | P245/45 R 19 | | | | | | | | | | | | | | | • | | | | |
| | 225/50 R 19 | | | | | | | | | | | | | | | | | | | • |
| | 235/50 R 19 | | | | | | | | | • | | | | | • | • | | | | • |
| | 235/50 ZR 19 | | | | | | | | | | | | | | | | | | • | |
| 245/50 R 19 | | | | | | | | | | | | | | | | | | | • | |
| 245/50 ZR 19 | • | | | | | | | | | | | | | | | | | | | |
| 255/50 R 19 | | | | | | | | • | | | | | | • | • | | • | | • | |
| 255/50 ZR 19 | • | | | | | | | | | | | | | | | | | | | |
| 265/50 R 19 | | | | | | | | | | | | | | • | | | | | | |
| 275/50 R 19 | | | | | | | | | | | | | | | • | | | | | |
| 275/50 ZR 19 | | | | | | | | | | | | | | | | | | • | | |
| 225/55 R 19 | | | | | | • | • | | | | • | | | | • | | | | • | |

QUICK REFERENCE GUIDE

| RIM DIA (IN) | TIRE SIZE | REPLACEMENT TIRES | | | | | | | | ORIGINAL EQUIPMENT TIRES | | | | | | | | | | | |
|--------------|--------------|------------------------------------|---------------------------------------|-----------------|-------------------|-------------------------------|---------------------|---------------------|------------------|--------------------------|---------------------|-----------------------------|---------------------------|-------------------|----------------------|--------------------|-----------|----------------------|--------------------|-----------------------|---|
| | | ExtremeContact™ Sport ² | ExtremeContact™ DWS ^{96Plus} | PureContact™ LS | TrueContact™ Tour | CrossContact™ LX ² | TerrainContact™ H/T | TerrainContact™ A/T | VikingContact™ 7 | 4x4Contact Family | ContiEcoContact™ EP | ContiPremiumContact™ Family | ContiTouringContact™ CV95 | ContiTrac™ Family | CrossContact™ Family | ProContact™ Family | sContact™ | SportContact™ Family | VanContact™ Family | WinterContact™ Family | |
| 19 | 235/55 R 19 | | | | • | • | | | | | | | | | • | • | | • | | | • |
| | 235/55 ZR 19 | | • | | | | | | | | | | | | | | | | | | |
| | 245/55 R 19 | | | | | • | • | | | | | | | • | | | | | | | |
| | 255/55 R 19 | | | | | | | | | | | | | • | • | | | | | | • |
| | 255/55 ZR 19 | | | | | | | | | | | | | | | | | • | | | |
| | 265/55 R 19 | | | | | | | | | | | | | | | | | | | | • |
| | 275/55 R 19 | | | | | • | | | | | | | | | | | | | | | • |
| | 235/55 R 19 | | | | | | | | | | | | | | • | • | | | | | |
| | 255/60 R 19 | | | | | | • | | | | | | | | • | | | | | | |
| | 255/65 R 19 | | | | | | | | | | | | | | • | | | | | | • |
| | 155/70 R 19 | | | | | | | | | | | | | | | | | | | | • |
| | T125/70 R 19 | | | | | | | | | | | | | | | | • | | | | |
| | T155/70 R 19 | | | | | | | | | | | | | | | | • | | | | |
| | T155/80 R 19 | | | | | | | | | | | | | | | | • | | | | |
| T175/80 R 19 | | | | | | | | | | | | | | | | • | | | | | |
| 20 | 335/25 ZR 20 | | • | | | | | | | | | | | | | | | | | | |
| | 335/25 ZR 20 | • | | | | | | | | | | | | | | | | | | | |
| | 245/30 ZR 20 | | | | | | | | | | | | | | | | | • | | | |
| | 265/30 R 20 | | | | | | | | | | | | | | | | | • | | | • |
| | 275/30 R 20 | | | | | | | | | | | | | | | | | • | | | • |
| | 275/30 ZR 20 | | • | | | | | | | | | | | | | | | • | | | |
| | 285/30 ZR 20 | | • | | | | | | | | | | | | | | | • | | | |
| | 295/30 R 20 | | | | | | | | | | | | | | | | | • | | | • |
| | 295/30 ZR 20 | | • | | | | | | | | | | | | | | | • | | | |
| | 305/30 ZR 20 | | • | | | | | | | | | | | | | | | • | | | |
| | 245/30 ZR 20 | • | | | | | | | | | | | | | | | | | | | |
| | 255/30 ZR 20 | • | | | | | | | | | | | | | | | | | | | |
| | 265/30 ZR 20 | • | | | | | | | | | | | | | | | | | | | |
| | 275/30 ZR 20 | • | | | | | | | | | | | | | | | | | | | |
| | 285/30 ZR 20 | • | | | | | | | | | | | | | | | | | | | |
| | 295/30 ZR 20 | • | | | | | | | | | | | | | | | | | | | |
| | 305/30 ZR 20 | • | | | | | | | | | | | | | | | | | | | |
| | 245/35 R 20 | | | | | | | | | | | | | | | • | | | | | • |
| | 245/35 ZR 20 | | • | | | | | | | | | | | | | | | • | | | • |
| | 255/35 R 20 | | | | | | | | | | | | | | | | | • | | | • |
| | 255/35 ZR 20 | | • | | | | | | | | | | | | | | | • | | | • |
| | 265/35 R 20 | | | | | | | | | | | | | | | • | | | | | |
| | 265/35 ZR 20 | | • | | | | | | | | | | | | | | | • | | | |
| | 275/35 R 20 | | | | | | | | | | | | | | | | | • | | | • |
| | 275/35 ZR 20 | | • | | | | | | | | | | | | | | | • | | | • |
| | 285/35 R 20 | | | | | | | | | | | | | | | | | • | | | • |
| 285/35 ZR 20 | | | | | | | | | | | | | | | | | • | | | • | |
| 295/35 R 20 | | | | | | | | | | | | | | • | | | | | | • | |

QUICK REFERENCE GUIDE

| RIM DIA (IN) | TIRE SIZE | REPLACEMENT TIRES | | | | | | | | ORIGINAL EQUIPMENT TIRES | | | | | | | | | | | | | |
|--------------|--------------|-------------------------------------|--|-----------------|-------------------|--------------------------------|---------------------|---------------------|------------------|--------------------------|---------------------|-----------------------------|---------------------------|-------------------|----------------------|--------------------|-----------|----------------------|--------------------|-----------------------|--|---|---|
| | | ExtremeContact™ Sport ⁰² | ExtremeContact™ DWS ^{06 Plus} | PureContact™ LS | TrueContact™ Tour | CrossContact™ LX ²⁵ | TerrainContact™ H/T | TerrainContact™ A/T | VikingContact™ 7 | 4x4Contact Family | ContiEcoContact™ EP | ContiPremiumContact™ Family | ContiTouringContact™ CV95 | ContiTrac™ Family | CrossContact™ Family | ProContact™ Family | sContact™ | SportContact™ Family | VanContact™ Family | WinterContact™ Family | | | |
| 20 | 295/35 ZR 20 | | | | | | | | | | | | | | | | | | | | | | |
| | 315/35 R 20 | | | | | | | | | | | | | | | | | | | | | | |
| | 315/35 ZR 20 | | ● | | | | | | | | | | | | | | | | | | | | |
| | 225/35 ZR 20 | ● | | | | | | | | | | | | | | | | | | | | | |
| | 235/35 ZR 20 | ● | | | | | | | | | | | | | | | | | | | | | |
| | 245/35 ZR 20 | ● | | | | | | | | | | | | | | | | | | | | | |
| | 255/35 ZR 20 | ● | | | | | | | | | | | | | | | | | | | | | |
| | 265/35 ZR 20 | ● | | | | | | | | | | | | | | | | | | | | | |
| | 275/35 ZR 20 | ● | | | | | | | | | | | | | | | | | | | | | |
| | 285/35 ZR 20 | ● | | | | | | | | | | | | | | | | | | | | | |
| | 295/35 ZR 20 | ● | | | | | | | | | | | | | | | | | | | | | |
| | 305/35 ZR 20 | ● | | | | | | | | | | | | | | | | | | | | | |
| | 315/35 ZR 20 | ● | | | | | | | | | | | | | | | | | | | | | |
| | 235/40 ZR 20 | | | | | | | | | | | | | | | | | | | | | | |
| | 245/40 R 20 | | | | | | | | | | | | | | | | | | | | | | |
| | 245/40 ZR 20 | | | ● | | | | | | | | | | | | | | | | | | | |
| | 255/40 R 20 | | | | | | | | | | | | | | | | | | | | | | |
| | 255/40 ZR 20 | | | | | | | | | | | | | | | | | | | | | | |
| | 265/40 R 20 | | | | | | | | | | | | | | | | | | | | | | |
| | 265/40 ZR 20 | | | | | | | | | | | | | | | | | | | | | | |
| | 275/40 R 20 | | | | | | | | | | | | | | | | | | | | | | |
| | 275/40 ZR 20 | | | ● | | | | | | | | | | | | | | | | | | | |
| | 285/40 R 20 | | | | | | | | | | | | | | | | | | | | | | |
| | 295/40 R 20 | | | | | | | | | | | | | | | | | | | | | | |
| | 295/40 ZR 20 | | | ● | | | | | | | | | | | | | | | | | | | |
| | 305/40 R 20 | | | | | | | | | | | | | | | | | | | | | | |
| | 305/40 ZR 20 | | | | | | | | | | | | | | | | | | | | | | |
| | 245/40 ZR 20 | | ● | | | | | | | | | | | | | | | | | | | | |
| | 255/40 ZR 20 | | ● | | | | | | | | | | | | | | | | | | | | |
| | 275/40 ZR 20 | | ● | | | | | | | | | | | | | | | | | | | | |
| | 245/45 R 20 | | | | ● | | | | | | | | | | | | | | | | | | ● |
| | 245/45 ZR 20 | | | ● | | | | | | | | | | | | | | | | | | | |
| | 255/45 R 20 | | | | | | | | | | | | | | | | | | | | | | ● |
| | 255/45 ZR 20 | | | ● | | | | | | | | | | | | | | | | | | | |
| | 265/45 R 20 | | | | | | | ● | | | | | | | | | | | | | | | ● |
| | 265/45 ZR 20 | | | ● | | | | | | | | | | | | | | | | | | | |
| | 275/45 R 20 | | | | | | | ● | | | | | | | | | | | | | | | ● |
| | 275/45 ZR 20 | | | ● | | | | | | | | | | | | | | | | | | | |
| | 285/45 R 20 | | | | | | | | | | | | | | | | | | | | | | |
| | 295/45 ZR 20 | | | ● | | | | | | | | | | | | | | | | | | | |
| | 245/45 R 20 | | | | | | | | | | | | | | | | | | | | | | |
| | 245/45 ZR 20 | | ● | | | | | | | | | | | | | | | | | | | | |
| 235/50 R 20 | | | | | | | | | | | | | | | | | | | | | | ● | |

QUICK REFERENCE GUIDE

| RIM DIA (IN) | TIRE SIZE | REPLACEMENT TIRES | | | | | | | | ORIGINAL EQUIPMENT TIRES | | | | | | | | | | | | |
|--------------|----------------|------------------------------------|---------------------------------------|-----------------|-------------------|-------------------------------|---------------------|---------------------|------------------|--------------------------|---------------------|-----------------------------|---------------------------|-------------------|----------------------|--------------------|-----------|----------------------|--------------------|-----------------------|---|---|
| | | ExtremeContact™ Sport ² | ExtremeContact™ DWS ^{96Plus} | PureContact™ LS | TrueContact™ Tour | CrossContact™ LX ² | TerrainContact™ H/T | TerrainContact™ A/T | VikingContact™ 7 | 4x4Contact Family | ContiEcoContact™ EP | ContiPremiumContact™ Family | ContiTouringContact™ CV95 | ContiTrac™ Family | CrossContact™ Family | ProContact™ Family | sContact™ | SportContact™ Family | VanContact™ Family | WinterContact™ Family | | |
| 20 | 245/50 R 20 | | | | | ● | | | ● | | | | | | ● | ● | | | | | | |
| | 255/50 R 20 | | | | | | | | ● | | | | | | ● | | | | | | | ● |
| | 255/50 ZR 20 | | ● | | | | | | | | | | | | | | | | | | | |
| | 265/50 R 20 | | | | | ● | | | ● | | | | | | | | | | | | | ● |
| | 275/50 R 20 | | | | | ● | | | | | | | | | ● | | | | | | | ● |
| | 235/55 R 20 | | | | | ● | | | | | | | | | | | | | | | | |
| | 255/55 R 20 | | | | | | | | | ● | | | | | ● | | | | | | | ● |
| | 275/55 R 20 | | | | | | | | | ● | | | | | ● | | | | | | | ● |
| | LT 275/55 R 20 | | | | | | | | | | | | | | | | | | | | ● | |
| | P275/55 R 20 | | | | | | | | | | | | | | ● | | | | | | | |
| | 235/60 R 20 | | | | | | | | | | | | | | | | | | | | | ● |
| | 245/60 R 20 | | | | | | | | | ● | | | | | | | | | | | | |
| | 255/60 R 20 | | | | | | | | | | | | | | | | | | | | | ● |
| | 275/60 R 20 | | | | | | | | | ● | | | | | ● | | | | | | | |
| | LT265/60 R 20 | | | | | | | | | ● | | | | | ● | | | | | | | ● |
| | LT285/60 R 20 | | | | | | | | | ● | | | | | ● | | | | | | | ● |
| | T145/60 R 20 | | | | | | | | | | | | | | | | ● | | | | | |
| | LT275/65 R 20 | | | | | | | | | ● | | | | | ● | | | | | | | ● |
| T145/65 R 20 | | | | | | | | | | | | | | | | ● | | | | | | |
| 21 | 275/30 ZR 21 | | | | | | | | | | | | | | | | | | | | ● | |
| | 285/30 ZR 21 | | | | | | | | | | | | | | | | | | | | ● | |
| | 295/30 R 21 | | | | | | | | | | | | | | | | | | | | | ● |
| | 305/30 R 21 | | | | | | | | | | | | | | | | | | | | | |
| | 315/30 ZR 21 | | | | | | | | | | | | | | | | | | | | | |
| | 295/30 R 21 | | | | | | | | | | | | | | ● | | | | | | ● | |
| | 305/30 ZR 21 | | ● | | | | | | | | | | | | | | | | | | | |
| | 245/35 R 21 | | | | | | | | | | | | | | | | | | | | | ● |
| | 245/35 ZR 21 | | | ● | | | | | | | | | | | | | | | | | | ● |
| | 255/35 ZR 21 | | | | | | | | | | | | | | | | | | | | | ● |
| | 265/35 R 21 | | | | | | | | | | | | | | | ● | | | | | | ● |
| | 265/35 ZR 21 | | | | | | | | | | | | | | | | | | | | | ● |
| | 275/35 ZR 21 | | | | | | | | | | | | | | | | | | | | | ● |
| | 285/35 R 21 | | | | | | | | | | | | | | | | | | | | | ● |
| | 285/35 ZR 21 | | | | | | | | | | | | | | | | | | | | | ● |
| | 295/35 R 21 | | | | | | | | | | | | | | ● | | | | | | | ● |
| | 295/35 ZR 21 | | | ● | | | | | | | | | | | ● | | | | | | | ● |
| | 315/35 R 21 | | | | | | | | | | | | | | | ● | | | | | | |
| | 265/35 R 21 | | | | | | | | | | | | | | ● | | | | | | | |
| | 245/40 R 21 | | | | | | | | | | | | | | | | | | | | | ● |
| | 255/40 R 21 | | | | | | | | | | | | | | ● | | | | | | | ● |
| | 255/40 ZR 21 | | | | | | | | | | | | | | | | | | | | | ● |
| | 265/40 R 21 | | | | | | | | | | | | | | ● | | | | | | | ● |
| | 265/40 ZR 21 | | | ● | | | | | | | | | | | | | | | | | | ● |

QUICK REFERENCE GUIDE

| RIM DIA (IN) | TIRE SIZE | REPLACEMENT TIRES | | | | | | | ORIGINAL EQUIPMENT TIRES | | | | | | | | | | | | | | |
|--------------|--------------|-------------------------------------|-----------------------------|-----------------|-------------------|--------------------------------|---------------------|---------------------|--------------------------|-------------------|---------------------|-----------------------------|---------------------------|-------------------|----------------------|--------------------|-----------|----------------------|--------------------|-----------------------|--|--|--|
| | | ExtremeContact™ Sport ⁰² | ExtremeContact™ DWS 06 Plus | PureContact™ LS | TrueContact™ Tour | CrossContact™ LX ²⁵ | TerrainContact™ H/T | TerrainContact™ A/T | VikingContact™ 7 | 4x4Contact Family | ContiEcoContact™ EP | ContiPremiumContact™ Family | ContiTouringContact™ CV95 | ContiTrac™ Family | CrossContact™ Family | ProContact™ Family | sContact™ | SportContact™ Family | VanContact™ Family | WinterContact™ Family | | | |
| 21 | 275/40 R 21 | | | | | | | | | | | | | | | | | | | | | | |
| | 285/40 R 21 | | | | | | | | | | | | | | | | | | | | | | |
| | 295/40 R 21 | | | | | | | | | | | | | | | | | | | | | | |
| | 295/40 ZR 21 | | ● | | | | | | | | | | | | | | | | | | | | |
| | 315/40 R 21 | | | | | | | | | | | | | | | | | | | | | | |
| | 315/40 ZR 21 | | | | | | | | | | | | | | | | | | | | | | |
| | 325/40 ZR 21 | | | | | | | | | | | | | | | | | | | | | | |
| | 255/45 R 21 | | | | | | | | | | | | | | | | | | | | | | |
| | 265/45 R 21 | | | | | | | | | | | | | | | | | | | | | | |
| | 275/45 R 21 | | | | | | | | | | | | | | | | | | | | | | |
| | 275/45 ZR 21 | | | | | | | | | | | | | | | | | | | | | | |
| | 285/45 R 21 | | | | | | | | | | | | | | | | | | | | | | |
| | 285/45 ZR 21 | | | | | | | | | | | | | | | | | | | | | | |
| | 315/45 R 21 | | | | | | | | | | | | | | | | | | | | | | |
| | 255/50 R 21 | | | | | | | | | | | | | | | | | | | | | | |
| | 275/50 R 21 | | | | | | | | | | | | | | | | | | | | | | |
| 22 | 295/25 ZR 22 | | ● | | | | | | | | | | | | | | | | | | | | |
| | 255/30 ZR 22 | | ● | | | | | | | | | | | | | | | | | | | | |
| | 265/30 ZR 22 | | ● | | | | | | | | | | | | | | | | | | | | |
| | 285/30 R 22 | | | | | | | | | | | | | | | | | | | | | | |
| | 285/30 ZR 22 | | ● | | | | | | | | | | | | | | | | | | | | |
| | 295/30 R 22 | | | | | | | | | | | | | | | | | | | | | | |
| | 295/30 ZR 22 | | | | | | | | | | | | | | | | | | | | | | |
| | 315/30 R 22 | | | | | | | | | | | | | | | | | | | | | | |
| | 265/35 R 22 | | | | | | | | | | | | | | | | | | | | | | |
| | 265/35 ZR 22 | | ● | | | | | | | | | | | | | | | | | | | | |
| | 275/35 R 22 | | | | | | | | | | | | | | | | | | | | | | |
| | 285/35 R 22 | | | | | | | | | | | | | | | | | | | | | | |
| | 285/35 ZR 22 | | ● | | | | | | | | | | | | | | | | | | | | |
| | 295/35 R 22 | | | | | | | | | | | | | | | | | | | | | | |
| | 315/35 R 22 | | | | | | | | | | | | | | | | | | | | | | |
| | 325/35 ZR 22 | | | | | | | | | | | | | | | | | | | | | | |
| | 255/40 R 22 | | | | | | | | | | | | | | | | | | | | | | |
| | 265/40 R 22 | | | | | | | | | | | | | | | | | | | | | | |
| | 265/40 ZR 22 | | ● | | | | | | | | | | | | | | | | | | | | |
| | 275/40 R 22 | | | | | | | | | | | | | | | | | | | | | | |
| | 275/40 ZR 22 | | ● | | | | | | | | | | | | | | | | | | | | |
| | 285/40 R 22 | | | | | | | | | | | | | | | | | | | | | | |
| | 285/40 ZR 22 | | | | | | | | | | | | | | | | | | | | | | |
| | 295/40 R 22 | | | | | | | | | | | | | | | | | | | | | | |
| | 325/40 R 22 | | | | | | | | | | | | | | | | | | | | | | |
| | 265/40 R 22 | | | | | | | | | | | | | | | | | | | | | | |
| | 255/45 R 22 | | | | | | | | | | | | | | | | | | | | | | |

QUICK REFERENCE GUIDE

| RIM DIA (IN) | TIRE SIZE | REPLACEMENT TIRES | | | | | | | |
|--------------|----------------|------------------------------------|---------------------------------------|-----------------|-------------------|-------------------------------|---------------------|---------------------|------------------|
| | | ExtremeContact™ Sport ² | ExtremeContact™ DWS ^{96Plus} | PureContact™ LS | TrueContact™ Tour | CrossContact™ LX ² | TerrainContact™ H/T | TerrainContact™ A/T | VikingContact™ 7 |
| 22 | 275/45 R 22 | | | | | | | | |
| | 285/45 R 22 | | | | | ● | ● | ● | ● |
| | HL 275/45 R 22 | | | | | | | | |
| | 275/50 R 22 | | | | | | | ● | |
| 23 | 335/30 ZR 23 | | | | | | | | |
| | 295/35 ZR 23 | | | | | | | | |

| ORIGINAL EQUIPMENT TIRES | | | | | | | | | | |
|--------------------------|---------------------|-----------------------------|---------------------------|-------------------|----------------------|--------------------|-----------|----------------------|--------------------|-----------------------|
| 4x4Contact Family | ContiEcoContact™ EP | ContiPremiumContact™ Family | ContiTouringContact™ CV95 | ContiTrac™ Family | CrossContact™ Family | ProContact™ Family | sContact™ | SportContact™ Family | VanContact™ Family | WinterContact™ Family |
| | | | | | ● | ● | | | | ● |
| | | ● | | | | | | | | |
| | | | | | ● | | | | | |
| | | | | | | | | | | |
| | | | | | | | | | ● | |
| | | | | | | | | | ● | |



PASSENGER | SUMMER | ULTRA-HIGH PERFORMANCE

EXTREMECONTACT™ SPORT 02

Rim Diameter



15" - 21"

Aspect Ratio



25 - 55

Tread Pattern




Asymmetric

| TREADWEAR | TRACTION | TEMPERATURE | SPEED | LOAD INDEX |
|-----------|----------|-------------|-------|------------|
| 340 | AA | A | W & Y | -- |




- Provides responsive handling
- Grips better on wet roads
- Extends tread life



Tuned Performance Indicators

D and W symbols in the tread disappear when the tire is no longer tuned for optimum performance in either dry (D) or wet (W) conditions.



INCLUDES
30K
MILEAGE
WARRANTY

Benefits

- Excellent product lineup with 77 sizes
- Superior dry and wet handling
- Excellent dry and wet braking
- Exceptional tread life
- Track-proven performance
- Preferred tire of:
 - ROUSH Performance
 - BMW Performance Driving School
 - AMG Driving Academy

Sample Vehicle Fitments Include:

- BMW: 3 & 5-Series
- Cadillac CTS-V, CT4-V, CT5-V
- Chevrolet: Camaro, Corvette
- Ford Mustang
- Honda S2000
- Mazda Miata MX5
- Porsche 911
- Volkswagen Golf GTI



The purchase of replacement Continental tires provides an extra measure of confidence with the Total Confidence Plan.

Restrictions and limitations apply. See Total Confidence Plan for complete coverage details at <https://continentaltire.com/warranty>.



Road Hazard Coverage



60-Day Customer Satisfaction Trial¹



Flat Tire Roadside Assistance



72-Month Limited Warranty



30,000 Mileage Warranty²



Emergency Trip Interruption Coverage

¹ Coverage is within the stated duration from the date of purchase or the first 2/32^{nds} treadwear, whichever comes first.

² Mileage warranty for the rear axle of split fitments will be 50% of standard tread wearout coverage.

EXTREMECONTACT™ SPORT⁰² | Product Data

PASSENGER TIRES | SUMMER | ULTRA-HIGH PERFORMANCE

| RIM DIA (IN) | ASPECT RATIO (SERIES) | TIRE SIZE | LOAD/SPEED INDEX | LOAD RANGE | SIDEWALL | ARTICLE NUMBER | RIM PROTECTION | TIRE DIA (IN) | TIRE WT (LBS) | MAX PSI | OVERALL SECTION WIDTH (MEASURING RIM) (IN) | APPROVED RIM WIDTHS (IN) | MAX LOAD (LBS) | TREAD DEPTH (32 ND S) | REVS PER MILE | |
|--------------|-----------------------|--------------|------------------|------------|-------------|----------------|----------------|---------------|---------------|------------|--|--------------------------|----------------|----------------------------------|---------------|-----|
| 15 | 50 | 205/50 ZR 15 | 86 W | SL | BSW | 03124910000 | Yes | 231 | 17.2 | 51.0 | 8.4 (6.5) | (5.5 - 7.5) | 1168 | 10 | 900 | |
| | 45 | 205/45 ZR 16 | 83 W | XL | BSW | 03124920000 | Yes | 233 | 18.7 | 51.0 | 8.1 (7.0) | (6.5 - 7.5) | 1074 | 10 | 893 | |
| 16 | 50 | 225/50 ZR 16 | 92 W | SL | BSW | 03124940000 | Yes | 249 | 21.3 | 51.0 | 9.2 (7.0) | (6.0 - 8.0) | 1389 | 10 | 836 | |
| | 55 | 205/55 ZR 16 | 91 W | SL | BSW | 03124930000 | Yes | 249 | 19.5 | 51.0 | 8.4 (6.5) | (5.5 - 7.5) | 1356 | 10 | 835 | |
| | 40 | 245/40 ZR 17 | 91 W | SL | BSW | 03125010000 | Yes | 24.7 | 22.2 | 51.0 | 9.8 (8.5) | (8.0 - 9.5) | 1356 | 10 | 840 | |
| 17 | 40 | 255/40 ZR 17 | 94 W | SL | BSW | 03125030000 | Yes | 25.0 | 23.2 | 51.0 | 10.2 (9.0) | (8.5 - 10.0) | 1477 | 10 | 830 | |
| | 40 | 275/40 ZR 17 | 98 W | SL | BSW | 03125060000 | Yes | 25.7 | 24.8 | 51.0 | 10.9 (9.5) | (9.0 - 11.0) | 1653 | 10 | 810 | |
| | 40 | 285/40 ZR 17 | 100 W | SL | BSW | 03125070000 | Yes | 26.0 | 26.6 | 51.0 | 11.4 (10.0) | (9.5 - 11.0) | 1764 | 10 | 800 | |
| | 45 | 205/45 ZR 17 | 88 W | XL | BSW | 03124950000 | Yes | 24.3 | 19.1 | 50.0 | 8.1 (7.0) | (6.5 - 7.5) | 1235 | 10 | 856 | |
| | 45 | 215/45 ZR 17 | 91 W | XL | BSW | 03124970000 | Yes | 24.6 | 20.1 | 51.0 | 8.4 (7.0) | (7.0 - 8.0) | 1356 | 10 | 844 | |
| | 45 | 225/45 ZR 17 | 91 W | SL | BSW | 03124980000 | Yes | 25.0 | 21.7 | 51.0 | 8.9 (7.5) | (7.0 - 8.5) | 1356 | 10 | 832 | |
| | 45 | 235/45 ZR 17 | 94 W | SL | BSW | 03125000000 | Yes | 25.3 | 22.6 | 51.0 | 9.3 (8.0) | (7.5 - 9.0) | 1477 | 10 | 820 | |
| | 45 | 245/45 ZR 17 | 99 Y | XL | BSW | 03125020000 | Yes | 25.7 | 23.3 | 51.0 | 9.6 (8.0) | (7.5 - 9.0) | 1709 | 10 | 809 | |
| | 45 | 255/45 ZR 17 | 98 W | SL | BSW | 03125050000 | Yes | 26.0 | 24.6 | 51.0 | 10.0 (8.5) | (8.0 - 9.5) | 1653 | 10 | 798 | |
| | 50 | 205/50 ZR 17 | 93 W | XL | BSW | 03124960000 | Yes | 25.1 | 19.7 | 51.0 | 8.4 (6.5) | (5.5 - 7.5) | 1433 | 10 | 829 | |
| | 50 | 225/50 ZR 17 | 94 W | SL | BSW | 03124990000 | Yes | 25.9 | 22.5 | 51.0 | 9.2 (7.0) | (6.0 - 8.0) | 1477 | 10 | 803 | |
| | 18 | 30 | 285/30 ZR 18 | 93 Y | SL | BSW | 03125230000 | Yes | 24.7 | 22.8 | 51.0 | 11.4 (10.0) | (9.5 - 10.5) | 1433 | 10 | 840 |
| | | 30 | 295/30 ZR 18 | 98 Y | XL | BSW | 03125250000 | Yes | 25.0 | 25.6 | 51.0 | 11.9 (10.5) | (10.0 - 11.0) | 1653 | 10 | 832 |
| 30 | | 335/30 ZR 18 | 102 Y | SL | BSW | 03125270000 | Yes | 25.9 | 30.1 | 51.0 | 13.5 (12.0) | (11.5 - 12.5) | 1874 | 10 | 802 | |
| 35 | | 245/35 ZR 18 | 92 Y | XL | BSW | 03125140000 | Yes | 24.8 | 21.3 | 51.0 | 9.8 (8.5) | (8.0 - 9.5) | 1389 | 10 | 839 | |
| 35 | | 255/35 ZR 18 | 94 Y | XL | BSW | 03125170000 | Yes | 25.0 | 23.2 | 51.0 | 10.2 (9.0) | (8.5 - 10.0) | 1477 | 10 | 830 | |
| 35 | | 265/35 ZR 18 | 97 Y | XL | BSW | 03125190000 | Yes | 25.3 | 24.2 | 51.0 | 10.7 (9.5) | (9.0 - 10.5) | 1609 | 10 | 821 | |
| 35 | | 275/35 ZR 18 | 95 Y | SL | BSW | 03125210000 | Yes | 25.6 | 24.5 | 51.0 | 10.9 (9.5) | (9.0 - 11.0) | 1521 | 10 | 812 | |
| 35 | | 295/35 ZR 18 | 99 Y | SL | BSW | 03125260000 | Yes | 26.1 | 26.7 | 51.0 | 11.9 (10.5) | (10.0 - 11.5) | 1709 | 10 | 795 | |
| 40 | | 225/40 ZR 18 | 92 Y | XL | BSW | 03125080000 | Yes | 25.1 | 21.0 | 51.0 | 9.1 (8.0) | (7.5 - 9.0) | 1389 | 10 | 828 | |
| 40 | | 235/40 ZR 18 | 95 Y | XL | BSW | 03125110000 | Yes | 25.4 | 21.9 | 51.0 | 9.5 (8.5) | (8.0 - 9.5) | 1521 | 10 | 818 | |
| 40 | | 245/40 ZR 18 | 97 Y | XL | BSW | 03125150000 | Yes | 25.7 | 22.8 | 51.0 | 9.8 (8.5) | (8.0 - 9.5) | 1609 | 10 | 808 | |
| 40 | | 255/40 ZR 18 | 99 Y | XL | BSW | 03125180000 | Yes | 26.0 | 24.6 | 51.0 | 10.2 (9.0) | (8.5 - 10.0) | 1709 | 10 | 798 | |
| 40 | | 265/40 ZR 18 | 101 Y | XL | BSW | 03125200000 | Yes | 26.3 | 25.7 | 51.0 | 10.7 (9.5) | (9.0 - 10.5) | 1819 | 10 | 788 | |
| 40 | 275/40 ZR 18 | 99 Y | SL | BSW | 03125220000 | Yes | 26.7 | 25.9 | 51.0 | 10.9 (9.5) | (9.0 - 11.0) | 1709 | 10 | 779 | | |
| 45 | 225/45 ZR 18 | 91 Y | SL | BSW | 03125100000 | Yes | 26.0 | 22.4 | 51.0 | 8.9 (7.5) | (7.0 - 8.5) | 1356 | 10 | 800 | | |
| 45 | 235/45 ZR 18 | 98 Y | XL | BSW | 03125130000 | Yes | 26.3 | 23.0 | 51.0 | 9.3 (8.0) | (7.5 - 9.0) | 1653 | 10 | 789 | | |
| 45 | 245/45 ZR 18 | 100 Y | XL | BSW | 03125160000 | Yes | 26.7 | 24.4 | 51.0 | 9.6 (8.0) | (7.5 - 9.0) | 1764 | 10 | 779 | | |
| 19 | 30 | 255/30 ZR 19 | 91 Y | XL | BSW | 03125340000 | Yes | 25.0 | 21.6 | 51.0 | 10.2 (9.0) | (8.5 - 9.5) | 1356 | 10 | 830 | |
| | 30 | 275/30 ZR 19 | 96 Y | XL | BSW | 03125390000 | Yes | 25.5 | 24.1 | 51.0 | 10.9 (9.5) | (9.0 - 10.0) | 1565 | 10 | 815 | |
| | 30 | 285/30 ZR 19 | 98 Y | XL | BSW | 03125420000 | Yes | 25.7 | 24.8 | 51.0 | 11.4 (10.0) | (9.5 - 10.5) | 1653 | 10 | 807 | |
| | 30 | 295/30 ZR 19 | 100 Y | XL | BSW | 03125440000 | Yes | 26.0 | 25.9 | 51.0 | 11.9 (10.5) | (10.0 - 11.0) | 1764 | 10 | 800 | |
| | 30 | 305/30 ZR 19 | 102 Y | XL | BSW | 03125460000 | Yes | 26.2 | 27.3 | 51.0 | 12.3 (11.0) | (10.5 - 11.5) | 1874 | 10 | 793 | |
| | 30 | 325/30 ZR 19 | 101 Y | SL | BSW | 03125470000 | Yes | 26.7 | 29.1 | 51.0 | 13.0 (11.5) | (11.0 - 12.0) | 1819 | 10 | 779 | |
| | 30 | 355/30 ZR 19 | 99 Y | LL | BSW | 03125480000 | Yes | 27.4 | 33.3 | 51.0 | 14.2 (12.5) | (12.0 - 13.0) | 1709 | 10 | 759 | |
| | 35 | 225/35 ZR 19 | 88 Y | XL | BSW | 03125280000 | Yes | 25.2 | 20.0 | 51.0 | 9.1 (8.0) | (7.5 - 9.0) | 1235 | 10 | 824 | |

BSW = Black Sidewall



EXTREMECONTACT™ SPORT⁰² | Product Data

PASSENGER TIRES | SUMMER | ULTRA-HIGH PERFORMANCE

| RIM DIA (IN) | ASPECT RATIO (SERIES) | TIRE SIZE | LOAD/SPEED INDEX | LOAD RANGE | SIDEWALL | ARTICLE NUMBER | RIM PROTECTION | TIRE DIA (IN) | TIRE WT (LBS) | MAX PSI | OVERALL SECTION WIDTH (MEASURING RIM) (IN) | APPROVED RIM WIDTHS (IN) | MAX LOAD (LBS) | TREAD DEPTH (32nds) | REVS PER MILE |
|--------------|-----------------------|--------------|------------------|------------|-------------|----------------|----------------|---------------|---------------|------------|--|--------------------------|----------------|---------------------|---------------|
| 19 | 35 | 235/35 ZR 19 | 91 Y | XL | BSW | 03125300000 | Yes | 25.5 | 21.2 | 51.0 | 9.5 (8.5) | (8.0 - 9.5) | 1356 | 10 | 815 |
| | 35 | 245/35 ZR 19 | 93 Y | XL | BSW | 03125320000 | Yes | 25.8 | 22.8 | 51.0 | 9.8 (8.5) | (8.0 - 9.5) | 1433 | 10 | 807 |
| | 35 | 255/35 ZR 19 | 96 Y | XL | BSW | 03125350000 | Yes | 26.0 | 24.2 | 51.0 | 10.2 (9.0) | (8.5 - 10.0) | 1565 | 10 | 798 |
| | 35 | 265/35 ZR 19 | 98 Y | XL | BSW | 03125370000 | Yes | 26.3 | 25.1 | 51.0 | 10.7 (9.5) | (9.0 - 10.5) | 1653 | 10 | 790 |
| | 35 | 275/35 ZR 19 | 100 Y | XL | BSW | 03125400000 | Yes | 26.6 | 26.0 | 51.0 | 10.9 (9.5) | (9.0 - 11.0) | 1764 | 10 | 782 |
| | 35 | 285/35 ZR 19 | 99 Y | SL | BSW | 03125430000 | Yes | 26.9 | 27.1 | 51.0 | 11.4 (10.0) | (9.5 - 11.0) | 1709 | 10 | 774 |
| | 35 | 295/35 ZR 19 | 104 Y | XL | BSW | 03125450000 | Yes | 27.1 | 28.4 | 51.0 | 11.9 (10.5) | (10.0 - 11.5) | 1984 | 10 | 766 |
| | 40 | 225/40 ZR 19 | 93 Y | XL | BSW | 03125290000 | Yes | 26.1 | 21.8 | 51.0 | 9.1 (8.0) | (7.5 - 9.0) | 1433 | 10 | 796 |
| | 40 | 235/40 ZR 19 | 96 Y | XL | BSW | 03125310000 | Yes | 26.4 | 23.4 | 51.0 | 9.5 (8.5) | (8.0 - 9.5) | 1565 | 10 | 787 |
| | 40 | 245/40 ZR 19 | 98 Y | XL | BSW | 03125330000 | Yes | 26.7 | 23.4 | 51.0 | 9.8 (8.5) | (8.0 - 9.5) | 1653 | 10 | 778 |
| | 40 | 255/40 ZR 19 | 100 Y | XL | BSW | 03125360000 | Yes | 27.0 | 25.0 | 51.0 | 10.2 (9.0) | (8.5 - 10.0) | 1764 | 10 | 769 |
| | 40 | 265/40 ZR 19 | 102 Y | XL | BSW | 03125380000 | Yes | 27.3 | 26.0 | 51.0 | 10.7 (9.5) | (9.0 - 10.5) | 1874 | 10 | 760 |
| 40 | 275/40 ZR 19 | 101 Y | SL | BSW | 03125410000 | Yes | 27.7 | 27.0 | 51.0 | 10.9 (9.5) | (9.0 - 11.0) | 1819 | 10 | 751 | |
| 20 | 25 | 335/25 ZR 20 | 99 Y | SL | BSW | 03125690000 | Yes | 26.6 | 28.4 | 51.0 | 13.5 (12.0) | (11.5 - 12.5) | 1709 | 10 | 781 |
| | 30 | 245/30 ZR 20 | 90 Y | XL | BSW | 03125500000 | Yes | 25.8 | 22.3 | 51.0 | 9.8 (8.5) | (8.0 - 9.0) | 1323 | 10 | 806 |
| | 30 | 255/30 ZR 20 | 92 Y | XL | BSW | 03125540000 | Yes | 26.0 | 22.4 | 51.0 | 10.2 (9.0) | (8.5 - 9.5) | 1389 | 10 | 798 |
| | 30 | 265/30 ZR 20 | 94 Y | XL | BSW | 03125570000 | Yes | 26.3 | 24.2 | 51.0 | 10.7 (9.5) | (9.0 - 10.0) | 1477 | 10 | 791 |
| | 30 | 275/30 ZR 20 | 97 Y | XL | BSW | 03125590000 | Yes | 26.5 | 25.2 | 51.0 | 10.9 (9.5) | (9.0 - 10.0) | 1609 | 10 | 784 |
| | 30 | 285/30 ZR 20 | 99 Y | XL | BSW | 03125620000 | Yes | 26.7 | 26.2 | 51.0 | 11.4 (10.0) | (9.5 - 10.5) | 1709 | 10 | 777 |
| | 30 | 295/30 ZR 20 | 101 Y | XL | BSW | 03125640000 | Yes | 27.0 | 27.6 | 51.0 | 11.9 (10.5) | (10.0 - 11.0) | 1819 | 10 | 770 |
| | 30 | 305/30 ZR 20 | 103 Y | XL | BSW | 03125660000 | Yes | 27.2 | 28.2 | 51.0 | 12.3 (11.0) | (10.5 - 11.5) | 1929 | 10 | 764 |
| | 35 | 225/35 ZR 20 | 90 Y | XL | BSW | 03134780000 | Yes | 26.2 | 21.2 | 51.0 | 9.1 (8.0) | (7.5 - 9.0) | 1323 | 10 | 793 |
| | 35 | 235/35 ZR 20 | 88 Y | SL | BSW | 03125490000 | Yes | 26.5 | 22.6 | 51.0 | 9.5 (8.5) | (8.0 - 9.5) | 1235 | 10 | 785 |
| | 35 | 245/35 ZR 20 | 95 Y | XL | BSW | 03125510000 | Yes | 26.8 | 23.5 | 51.0 | 9.8 (8.5) | (8.0 - 9.5) | 1521 | 10 | 777 |
| | 35 | 255/35 ZR 20 | 97 Y | XL | BSW | 03125550000 | Yes | 27.0 | 24.5 | 51.0 | 10.2 (9.0) | (8.5 - 10.0) | 1609 | 10 | 769 |
| | 35 | 265/35 ZR 20 | 99 Y | XL | BSW | 03125580000 | Yes | 27.3 | 26.0 | 51.0 | 10.7 (9.5) | (9.0 - 10.5) | 1709 | 10 | 761 |
| | 35 | 275/35 ZR 20 | 102 Y | XL | BSW | 03125600000 | Yes | 27.6 | 28.0 | 50.0 | 10.9 (9.5) | (9.0 - 11.0) | 1874 | 10 | 753 |
| | 35 | 285/35 ZR 20 | 100 Y | SL | BSW | 03125630000 | Yes | 27.9 | 28.9 | 51.0 | 11.4 (10.0) | (9.5 - 11.0) | 1764 | 10 | 746 |
| | 35 | 295/35 ZR 20 | 105 Y | XL | BSW | 03125650000 | Yes | 28.1 | 29.3 | 51.0 | 11.9 (10.5) | (10.0 - 11.5) | 2039 | 10 | 738 |
| | 35 | 305/35 ZR 20 | 104 Y | SL | BSW | 03125670000 | Yes | 28.4 | 32.0 | 51.0 | 12.3 (11.0) | (10.0 - 12.0) | 1984 | 10 | 731 |
| | 35 | 315/35 ZR 20 | 110 Y | XL | BSW | 03125680000 | Yes | 28.7 | 31.8 | 51.0 | 12.6 (11.0) | (10.5 - 12.5) | 2337 | 10 | 724 |
| | 40 | 245/40 ZR 20 | 99 Y | XL | BSW | 03125520000 | Yes | 27.7 | 24.7 | 51.0 | 9.8 (8.5) | (8.0 - 9.5) | 1709 | 10 | 750 |
| | 40 | 255/40 ZR 20 | 101 Y | XL | BSW | 03125560000 | Yes | 28.0 | 26.5 | 51.0 | 10.2 (9.0) | (8.5 - 10.0) | 1819 | 10 | 741 |
| 40 | 275/40 ZR 20 | 106 Y | XL | BSW | 03125610000 | Yes | 28.7 | 29.0 | 50.0 | 10.9 (9.5) | (9.0 - 11.0) | 2094 | 10 | 725 | |
| 45 | 245/45 ZR 20 | 103 Y | XL | BSW | 03125530000 | Yes | 28.7 | 26.9 | 51.0 | 9.6 (8.0) | (7.5 - 9.0) | 1929 | 10 | 724 | |
| 21 | 30 | 305/30 ZR 21 | 104 Y | XL | BSW | 03125700000 | Yes | 28.2 | 29.7 | 51.0 | 12.3 (11.0) | (10.5 - 11.5) | 1984 | 10 | 737 |

BSW = Black Sidewall

THE **SMART CHOICE** IN TIRES

Continental 

AL OR TIRE
NE—NEVER
LATE TO RECOMMENDED
VEHICLE MOUNT ONLY
TIRE TIRES

OUTSIDE



PASSENGER/CROSSOVER & LT/SUV | ALL-SEASON | ULTRA-HIGH PERFORMANCE

EXTREMECONTACT™ DWS⁰⁶ PLUS

Rim Diameter



16" - 22"

Aspect Ratio



25 - 60

Tread Pattern




Asymmetric

| TREADWEAR | TRACTION | TEMPERATURE | SPEED | LOAD INDEX |
|-----------|----------|-------------|-------|------------|
| 560 | AA | A | W & Y | ≤ 103 |
| 560 | A | A | W & Y | ≥ 104 |

INCLUDES
50K
MILEAGE
WARRANTY

- Benefits**
- Expanded size lineup with 100 sizes, covering more than 96% of the segment
 - Enhanced dry and wet handling*
 - Improved dry and wet braking*
 - Improved snow and ice performance*
 - Unique, stylish design
 - Exceptional tread life



- Provides responsive handling
- Grips better on wet roads
- Extends tread life

Tuned Performance Indicators
D, W and S symbols in the tread disappear when the tire is no longer tuned for optimum performance in either dry (D), wet (W) or snow (S) conditions.

Alignment Verification System
Indicators in both sides of the tread wear off evenly, ensuring the driver of proper alignment, or wear off unevenly, alerting the driver to check the wheel alignment.

- Sample Vehicle Fitments Include:**
- Acura TL
 - Audi: Q5, A4, A8
 - BMW: 3 Series, X3, X5
 - Ford Mustang
 - Lexus RX
 - Porsche: 911, Macan
 - Volkswagon GTI

*Based on internal testing of ExtremeContact™ DWS-06 Plus versus ExtremeContact™ DWS-06 in size 225/45 ZR18. On road results may vary.



The purchase of replacement Continental tires provides an extra measure of confidence with the Total Confidence Plan.

Restrictions and limitations apply. See Total Confidence Plan for complete coverage details at <https://continentaltire.com/warranty>.


Road Hazard Coverage


72-Month Limited Warranty


60-Day Customer Satisfaction Trial¹


50,000 Mileage Warranty²


Flat Tire Roadside Assistance


Emergency Trip Interruption Coverage

¹ Coverage is within the stated duration from the date of purchase or the first 2/32^{nds} treadwear, whichever comes first.

² Mileage warranty for the rear axle of split fitments will be 50% of standard tread wearout coverage.

EXTREMECONTACT™ DWS06 PLUS | Product Data

PASSENGER/CROSSOVER/LIGHT TRUCK/SUV TIRES | ALL-SEASON | ULTRA-HIGH PERFORMANCE

| RIM DIA (IN) | ASPECT RATIO (SERIES) | TIRE SIZE | LOAD/SPEED INDEX | LOAD RANGE | SIDEWALL | ARTICLE NUMBER | RIM PROTECTION | TIRE DIA (IN) | TIRE WT (LBS) | MAX PSI | OVERALL SECTION WIDTH (MEASURING RIM) (IN) | APPROVED RIM WIDTHS (IN) | MAX LOAD (LBS) | TREAD DEPTH (32 ND S) | REVS PER MILE |
|--------------|-----------------------|--------------|------------------|------------|-------------|----------------|----------------|---------------|---------------|------------|--|--------------------------|----------------|----------------------------------|---------------|
| 16 | 45 | 205/45 ZR 16 | 83 W | SL | BSW | 15572620000 | Yes | 233 | 19.3 | 51.0 | 8.1 (7.0) | (6.5 - 7.5) | 1074 | 10 | 893 |
| | 50 | 195/50 ZR 16 | 84 W | SL | BSW | 15572610000 | Yes | 237 | 18.4 | 51.0 | 7.9 (6.0) | (5.5 - 7.0) | 1102 | 10 | 877 |
| | 50 | 205/50 ZR 16 | 87 W | SL | BSW | 15572640000 | Yes | 241 | 21.0 | 51.0 | 8.4 (6.5) | (5.5 - 7.5) | 1201 | 10 | 863 |
| | 50 | 225/50 ZR 16 | 92 W | SL | BSW | 15572790000 | Yes | 249 | 22.6 | 51.0 | 9.2 (7.0) | (6.0 - 8.0) | 1389 | 10 | 836 |
| | 55 | 205/55 ZR 16 | 91 W | SL | BSW | 15572660000 | Yes | 249 | 21.1 | 51.0 | 8.4 (6.5) | (5.5 - 7.5) | 1356 | 10 | 835 |
| | 55 | 215/55 ZR 16 | 93 W | SL | BSW | 15572710000 | Yes | 25.3 | 21.8 | 51.0 | 8.9 (7.0) | (6.0 - 7.5) | 1433 | 10 | 821 |
| | 55 | 225/55 ZR 16 | 95 W | SL | BSW | 15572820000 | Yes | 25.7 | 23.3 | 51.0 | 9.2 (7.0) | (6.0 - 8.0) | 1521 | 10 | 807 |
| 17 | 40 | 245/40 ZR 17 | 91 W | SL | BSW | 15572990000 | Yes | 24.7 | 23.7 | 51.0 | 9.8 (8.5) | (8.0 - 9.5) | 1356 | 10 | 840 |
| | 40 | 255/40 ZR 17 | 94 W | SL | BSW | 15573150000 | Yes | 25.0 | 24.9 | 51.0 | 10.2 (9.0) | (8.5 - 10.0) | 1477 | 10 | 830 |
| | 45 | 205/45 ZR 17 | 88 W | XL | BSW | 15572630000 | Yes | 24.3 | 20.2 | 51.0 | 8.1 (7.0) | (6.5 - 7.5) | 1235 | 10 | 856 |
| | 45 | 215/45 ZR 17 | 91 W | XL | BSW | 15572680000 | Yes | 24.6 | 21.0 | 51.0 | 8.4 (7.0) | (7.0 - 8.0) | 1356 | 10 | 844 |
| | 45 | 225/45 ZR 17 | 91 W | SL | BSW | 15572750000 | Yes | 25.0 | 22.5 | 51.0 | 8.9 (7.5) | (7.0 - 8.5) | 1356 | 10 | 832 |
| | 45 | 235/45 ZR 17 | 94 W | SL | BSW | 15572870000 | Yes | 25.3 | 23.6 | 51.0 | 9.3 (8.0) | (7.5 - 9.0) | 1477 | 10 | 820 |
| | 45 | 245/45 ZR 17 | 99 Y | XL | BSW | 15573030000 | Yes | 25.7 | 25.3 | 51.0 | 9.6 (8.0) | (7.5 - 9.0) | 1709 | 10 | 809 |
| | 45 | 255/45 ZR 17 | 98 W | SL | BSW | 15573180000 | Yes | 26.0 | 25.6 | 51.0 | 10.0 (8.5) | (8.0 - 9.5) | 1653 | 10 | 798 |
| | 50 | 205/50 ZR 17 | 93 W | XL | BSW | 15572650000 | Yes | 25.1 | 22.4 | 51.0 | 8.4 (6.5) | (5.5 - 7.5) | 1433 | 10 | 829 |
| | 50 | 215/50 ZR 17 | 95 W | XL | BSW | 15572700000 | Yes | 25.5 | 22.2 | 51.0 | 8.9 (7.0) | (6.0 - 7.5) | 1521 | 10 | 816 |
| | 50 | 225/50 ZR 17 | 94 W | SL | BSW | 15572800000 | Yes | 25.9 | 23.0 | 51.0 | 9.2 (7.0) | (6.0 - 8.0) | 1477 | 10 | 803 |
| | 50 | 235/50 ZR 17 | 96 W | SL | BSW | 15572890000 | Yes | 26.3 | 24.6 | 51.0 | 9.6 (7.5) | (6.5 - 8.5) | 1565 | 10 | 791 |
| | 50 | 245/50 ZR 17 | 99 W | SL | BSW | 15573070000 | Yes | 26.6 | 25.9 | 51.0 | 10.0 (7.5) | (7.0 - 8.5) | 1709 | 10 | 780 |
| | 55 | 215/55 ZR 17 | 94 W | SL | BSW | 15572720000 | Yes | 26.3 | 22.8 | 51.0 | 8.9 (7.0) | (6.0 - 7.5) | 1477 | 10 | 790 |
| 55 | 225/55 ZR 17 | 97 W | SL | BSW | 15572830000 | Yes | 26.7 | 24.8 | 51.0 | 9.2 (7.0) | (6.0 - 8.0) | 1609 | 10 | 777 | |
| 55 | 235/55 ZR 17 | 99 W | SL | BSW | 15572910000 | Yes | 27.2 | 25.7 | 51.0 | 9.6 (7.5) | (6.5 - 8.5) | 1709 | 10 | 764 | |
| 18 | 35 | 245/35 ZR 18 | 92 Y | XL | BSW | 15572950000 | Yes | 24.8 | 21.5 | 51.0 | 9.8 (8.5) | (8.0 - 9.5) | 1389 | 10 | 839 |
| | 35 | 255/35 ZR 18 | 94 Y | XL | BSW | 15573120000 | Yes | 25.0 | 22.6 | 51.0 | 10.2 (9.0) | (8.5 - 10.0) | 1477 | 10 | 830 |
| | 35 | 265/35 ZR 18 | 97 Y | XL | BSW | 15573280000 | Yes | 25.3 | 23.4 | 51.0 | 10.7 (9.5) | (9.0 - 10.5) | 1609 | 10 | 821 |
| | 35 | 275/35 ZR 18 | 95 Y | SL | BSW | 15573380000 | Yes | 25.6 | 24.4 | 51.0 | 10.9 (9.5) | (9.0 - 11.0) | 1521 | 10 | 812 |
| | 35 | 285/35 ZR 18 | 101 Y | XL | BSW | 15573500000 | Yes | 25.9 | 24.8 | 51.0 | 11.4 (10.0) | (9.5 - 11.0) | 1819 | 10 | 803 |
| | 35 | 295/35 ZR 18 | 99 Y | SL | BSW | 15573550000 | Yes | 26.1 | 26.3 | 51.0 | 11.9 (10.5) | (10.0 - 11.5) | 1709 | 10 | 795 |
| | 40 | 215/40 ZR 18 | 89 Y | XL | BSW | 15572670000 | Yes | 24.8 | 20.4 | 51.0 | 8.6 (7.5) | (7.0 - 8.5) | 1279 | 10 | 839 |
| | 40 | 225/40 ZR 18 | 92 Y | XL | BSW | 15572730000 | Yes | 25.1 | 23.6 | 51.0 | 9.1 (8.0) | (7.5 - 9.0) | 1389 | 10 | 828 |
| | 40 | 235/40 ZR 18 | 95 Y | XL | BSW | 15572850000 | Yes | 25.4 | 22.7 | 51.0 | 9.5 (8.5) | (8.0 - 9.5) | 1521 | 10 | 818 |
| | 40 | 245/40 ZR 18 | 97 Y | XL | BSW | 15573000000 | Yes | 25.7 | 23.7 | 51.0 | 9.8 (8.5) | (8.0 - 9.5) | 1609 | 10 | 808 |
| | 40 | 255/40 ZR 18 | 99 Y | XL | BSW | 15573160000 | Yes | 26.0 | 24.7 | 51.0 | 10.2 (9.0) | (8.5 - 10.0) | 1709 | 10 | 798 |
| | 40 | 265/40 ZR 18 | 101 Y | XL | BSW | 15573320000 | Yes | 26.3 | 26.5 | 51.0 | 10.7 (9.5) | (9.0 - 10.5) | 1819 | 10 | 788 |
| | 40 | 275/40 ZR 18 | 99 Y | SL | BSW | 15573410000 | Yes | 26.7 | 26.8 | 51.0 | 10.9 (9.5) | (9.0 - 11.0) | 1709 | 10 | 779 |
| | 45 | 215/45 ZR 18 | 93 Y | XL | BSW | 15572690000 | Yes | 25.6 | 22.2 | 50.0 | 8.4 (7.0) | (7.0 - 8.0) | 1433 | 10 | 811 |
| | 45 | 225/45 ZR 18 | 91 Y | SL | BSW | 15572760000 | Yes | 26.0 | 23.5 | 51.0 | 8.9 (7.5) | (7.0 - 8.5) | 1356 | 10 | 800 |
| | 45 | 235/45 ZR 18 | 98 Y | XL | BSW | 15572880000 | Yes | 26.3 | 23.7 | 51.0 | 9.3 (8.0) | (7.5 - 9.0) | 1653 | 10 | 789 |
| | 45 | 245/45 ZR 18 | 100 Y | XL | BSW | 15573040000 | Yes | 26.7 | 24.4 | 51.0 | 9.6 (8.0) | (7.5 - 9.0) | 1764 | 10 | 779 |
| 45 | 255/45 ZR 18 | 103 Y | XL | BSW | 15573190000 | Yes | 27.0 | 25.6 | 51.0 | 10.0 (8.5) | (8.0 - 9.5) | 1929 | 10 | 768 | |

BSW = Black Sidewall



EXTREMECONTACT™ DWS06 PLUS | Product Data

PASSENGER/CROSSOVER/LIGHT TRUCK/SUV TIRES | ALL-SEASON | ULTRA-HIGH PERFORMANCE

| RIM DIA (IN) | ASPECT RATIO (SERIES) | TIRE SIZE | LOAD/SPEED INDEX | LOAD RANGE | SIDEWALL | ARTICLE NUMBER | RIM PROTECTION | TIRE DIA (IN) | TIRE WT (LBS) | MAX PSI | OVERALL SECTION WIDTH (MEASURING RIM) (IN) | APPROVED RIM WIDTHS (IN) | MAX LOAD (LBS) | TREAD DEPTH (32nds) | REVS PER MILE |
|--------------|-----------------------|--------------|------------------|------------|-------------|----------------|----------------|---------------|---------------|-------------|--|--------------------------|----------------|---------------------|---------------|
| 18 | 50 | 225/50 ZR 18 | 95 W | SL | BSW | 15572810000 | Yes | 26.9 | 245 | 51.0 | 9.2 (7.0) | (6.0 - 8.0) | 1521 | 10 | 773 |
| | 50 | 235/50 ZR 18 | 97 W | SL | BSW | 15572900000 | Yes | 27.3 | 253 | 51.0 | 9.6 (7.5) | (6.5 - 8.5) | 1609 | 10 | 762 |
| | 50 | 245/50 ZR 18 | 100 W | SL | BSW | 15573080000 | Yes | 27.6 | 273 | 51.0 | 10.0 (7.5) | (7.0 - 8.5) | 1764 | 10 | 751 |
| | 55 | 235/55 ZR 18 | 100 W | SL | BSW | 15572920000 | Yes | 28.2 | 272 | 51.0 | 9.6 (7.5) | (6.5 - 8.5) | 1764 | 10 | 737 |
| | 55 | 245/55 ZR 18 | 103 W | SL | BSW | 15573100000 | Yes | 28.6 | 291 | 51.0 | 10.0 (7.5) | (7.0 - 8.5) | 1929 | 10 | 726 |
| | 55 | 255/55 ZR 18 | 109 W | XL | BSW | 15573240000 | Yes | 29.0 | 302 | 51.0 | 10.4 (8.0) | (7.0 - 9.0) | 2271 | 10 | 715 |
| | 60 | 235/60 ZR 18 | 107 W | XL | BSW | 15572940000 | Yes | 29.1 | 288 | 51.0 | 9.4 (7.0) | (6.5 - 8.5) | 2149 | 10 | 714 |
| 19 | 30 | 265/30 ZR 19 | 93 Y | XL | BSW | 15573250000 | Yes | 25.3 | 229 | 51.0 | 10.7 (9.5) | (9.0 - 10.0) | 1433 | 10 | 822 |
| | 30 | 275/30 ZR 19 | 96 Y | XL | BSW | 15573360000 | Yes | 25.5 | 242 | 51.0 | 10.9 (9.5) | (9.0 - 10.0) | 1565 | 10 | 815 |
| | 30 | 285/30 ZR 19 | 98 Y | XL | BSW | 15573470000 | Yes | 25.7 | 250 | 51.0 | 11.4 (10.0) | (9.5 - 10.5) | 1653 | 10 | 807 |
| | 35 | 235/35 ZR 19 | 91 Y | XL | BSW | 15572840000 | Yes | 25.5 | 209 | 51.0 | 9.5 (8.5) | (8.0 - 9.5) | 1356 | 10 | 815 |
| | 35 | 245/35 ZR 19 | 93 Y | XL | BSW | 15572960000 | Yes | 25.8 | 222 | 51.0 | 9.8 (8.5) | (8.0 - 9.5) | 1433 | 10 | 807 |
| | 35 | 255/35 ZR 19 | 96 Y | XL | BSW | 15573130000 | Yes | 26.0 | 244 | 51.0 | 10.2 (9.0) | (8.5 - 10.0) | 1565 | 10 | 798 |
| | 35 | 265/35 ZR 19 | 98 Y | XL | BSW | 15573290000 | Yes | 26.3 | 245 | 51.0 | 10.7 (9.5) | (9.0 - 10.5) | 1653 | 10 | 790 |
| | 35 | 275/35 ZR 19 | 100 Y | XL | BSW | 15573390000 | Yes | 26.6 | 258 | 51.0 | 10.9 (9.5) | (9.0 - 11.0) | 1764 | 10 | 782 |
| | 35 | 285/35 ZR 19 | 99 Y | SL | BSW | 15573510000 | Yes | 26.9 | 269 | 51.0 | 11.4 (10.0) | (9.5 - 11.0) | 1709 | 10 | 774 |
| | 40 | 225/40 ZR 19 | 93 Y | XL | BSW | 15572740000 | Yes | 26.1 | 224 | 51.0 | 9.1 (8.0) | (7.5 - 9.0) | 1433 | 10 | 796 |
| | 40 | 235/40 ZR 19 | 96 W | XL | BSW | 15572860000 | Yes | 26.4 | 235 | 51.0 | 9.5 (8.5) | (8.0 - 9.5) | 1565 | 10 | 787 |
| | 40 | 245/40 ZR 19 | 98 Y | XL | BSW | 15573010000 | Yes | 26.7 | 249 | 51.0 | 9.8 (8.5) | (8.0 - 9.5) | 1653 | 10 | 778 |
| | 40 | 255/40 ZR 19 | 100 Y | XL | BSW | 15573170000 | Yes | 27.0 | 259 | 51.0 | 10.2 (9.0) | (8.5 - 10.0) | 1764 | 10 | 769 |
| | 40 | 275/40 ZR 19 | 101 Y | SL | BSW | 15573420000 | Yes | 27.7 | 286 | 51.0 | 10.9 (9.5) | (9.0 - 11.0) | 1819 | 10 | 751 |
| | 45 | 225/45 ZR 19 | 92 W | SL | BSW | 15572780000 | Yes | 27.0 | 245 | 51.0 | 8.9 (7.5) | (7.0 - 8.5) | 1389 | 10 | 770 |
| | 45 | 245/45 ZR 19 | 98 Y | SL | BSW | 15573050000 | Yes | 27.7 | 256 | 51.0 | 9.6 (8.0) | (7.5 - 9.0) | 1653 | 10 | 750 |
| | 45 | 255/45 ZR 19 | 104 W | XL | BSW | 15573200000 | Yes | 28.0 | 280 | 51.0 | 10.0 (8.5) | (8.0 - 9.5) | 1984 | 10 | 741 |
| 45 | 275/45 ZR 19 | 108 W | XL | BSW | 15573450000 | Yes | 28.7 | 315 | 51.0 | 10.7 (9.0) | (8.5 - 10.5) | 2205 | 10 | 723 | |
| 50 | 245/50 ZR 19 | 105 Y | XL | BSW | 15573090000 | Yes | 28.6 | 291 | 51.0 | 10.0 (7.5) | (7.0 - 8.5) | 2039 | 10 | 725 | |
| 50 | 255/50 ZR 19 | 107 W | XL | BSW | 15573220000 | Yes | 29.0 | 304 | 51.0 | 10.4 (8.0) | (7.0 - 9.0) | 2149 | 10 | 715 | |
| 55 | 235/55 ZR 19 | 105 W | XL | BSW | 15572930000 | Yes | 29.2 | 289 | 51.0 | 9.6 (7.5) | (6.5 - 8.5) | 2039 | 10 | 712 | |
| 20 | 25 | 335/25 ZR 20 | 99 Y | SL | BSW | 15573620000 | Yes | 26.6 | 291 | 51.0 | 13.5 (12.0) | (11.5 - 12.5) | 1709 | 10 | 781 |
| | 30 | 275/30 ZR 20 | 97 Y | XL | BSW | 15573370000 | Yes | 26.5 | 244 | 51.0 | 10.9 (9.5) | (9.0 - 10.0) | 1609 | 10 | 784 |
| | 30 | 285/30 ZR 20 | 99 Y | XL | BSW | 15573480000 | Yes | 26.7 | 259 | 51.0 | 11.4 (10.0) | (9.5 - 10.5) | 1709 | 10 | 777 |
| | 30 | 295/30 ZR 20 | 101 Y | XL | BSW | 15573540000 | Yes | 27.0 | 281 | 51.0 | 11.9 (10.5) | (10.0 - 11.0) | 1819 | 10 | 770 |
| | 30 | 305/30 ZR 20 | 103 Y | XL | BSW | 15573600000 | Yes | 27.2 | 280 | 51.0 | 12.3 (11.0) | (10.5 - 11.5) | 1929 | 10 | 764 |
| | 35 | 245/35 ZR 20 | 95 Y | XL | BSW | 15572970000 | Yes | 26.8 | 233 | 51.0 | 9.8 (8.5) | (8.0 - 9.5) | 1521 | 10 | 777 |
| | 35 | 255/35 ZR 20 | 97 Y | XL | BSW | 15573140000 | Yes | 27.0 | 252 | 51.0 | 10.2 (9.0) | (8.5 - 10.0) | 1609 | 10 | 769 |
| | 35 | 265/35 ZR 20 | 99 Y | XL | BSW | 15573300000 | Yes | 27.3 | 260 | 51.0 | 10.7 (9.5) | (9.0 - 10.5) | 1709 | 10 | 761 |
| | 35 | 275/35 ZR 20 | 102 Y | XL | BSW | 15573400000 | Yes | 27.6 | 289 | 51.0 | 10.9 (9.5) | (9.0 - 11.0) | 1874 | 10 | 753 |
| | 35 | 315/35 ZR 20 | 110 Y | XL | BSW | 15573610000 | Yes | 28.7 | 322 | 51.0 | 12.6 (11.0) | (10.5 - 12.5) | 2337 | 10 | 724 |
| | 40 | 245/40 ZR 20 | 99 Y | XL | BSW | 15573020000 | Yes | 27.7 | 251 | 51.0 | 9.8 (8.5) | (8.0 - 9.5) | 1709 | 10 | 750 |
| | 40 | 275/40 ZR 20 | 106 Y | XL | BSW | 15573430000 | Yes | 28.7 | 287 | 51.0 | 10.9 (9.5) | (9.0 - 11.0) | 2094 | 10 | 725 |
| | 40 | 295/40 ZR 20 | 110 W | XL | BSW | 15573570000 | Yes | 29.3 | 331 | 51.0 | 11.9 (10.5) | (10.0 - 11.5) | 2337 | 10 | 709 |
| | 45 | 245/45 ZR 20 | 103 Y | XL | BSW | 15573060000 | Yes | 28.7 | 251 | 51.0 | 9.6 (8.0) | (7.5 - 9.0) | 1929 | 10 | 724 |
| | 45 | 255/45 ZR 20 | 105 Y | XL | BSW | 15573210000 | Yes | 29.0 | 273 | 51.0 | 10.0 (8.5) | (8.0 - 9.5) | 2039 | 10 | 715 |
| | 45 | 265/45 ZR 20 | 104 Y | SL | BSW | 15573350000 | Yes | 29.4 | 301 | 51.0 | 10.5 (9.0) | (8.5 - 10.0) | 1984 | 10 | 707 |
| | 45 | 275/45 ZR 20 | 110 W | XL | BSW | 15573460000 | Yes | 29.7 | 306 | 51.0 | 10.7 (9.0) | (8.5 - 10.5) | 2337 | 10 | 698 |
| 45 | 295/45 ZR 20 | 114 W | XL | BSW | 15573590000 | Yes | 30.5 | 372 | 51.0 | 11.7 (10.0) | (9.5 - 11.0) | 2601 | 10 | 682 | |

BSW = Black Sidewall

EXTREMECONTACT™ DWS^{06 Plus} | Product Data

PASSENGER/CROSSOVER/LIGHT TRUCK/SUV TIRES | ALL-SEASON | ULTRA-HIGH PERFORMANCE

| RIM DIA (IN) | ASPECT RATIO (SERIES) | TIRE SIZE | LOAD/SPEED INDEX | LOAD RANGE | SIDEWALL | ARTICLE NUMBER | RIM PROTECTION | TIRE DIA (IN) | TIRE WT (LBS) | MAX PSI | OVERALL SECTION WIDTH (MEASURING RIM) (IN) | APPROVED RIM WIDTHS (IN) | MAX LOAD (LBS) | TREAD DEPTH (32 ^{nds}) | REVS PER MILE |
|--------------|-----------------------|--------------|------------------|------------|----------|----------------|----------------|---------------|---------------|---------|--|--------------------------|----------------|----------------------------------|---------------|
| 20 | 50 | 255/50 ZR 20 | 109 Y | XL | BSW | 15573230000 | Yes | 30.0 | 30.8 | 51.0 | 10.4 (8.0) | (7.0 - 9.0) | 2271 | 10 | 692 |
| 21 | 35 | 245/35 ZR 21 | 96 Y | XL | BSW | 15572980000 | Yes | 27.8 | 23.6 | 51.0 | 9.8 (8.5) | (8.0 - 9.5) | 1565 | 10 | 749 |
| | 35 | 295/35 ZR 21 | 107 Y | XL | BSW | 15573560000 | Yes | 29.1 | 30.3 | 51.0 | 11.9 (10.5) | (10.0 - 11.5) | 2149 | 10 | 713 |
| | 40 | 265/40 ZR 21 | 105 W | XL | BSW | 15573330000 | Yes | 29.3 | 29.6 | 51.0 | 10.7 (9.5) | (9.0 - 10.5) | 2039 | 10 | 708 |
| | 40 | 295/40 ZR 21 | 111 Y | XL | BSW | 15573580000 | Yes | 30.3 | 35.6 | 51.0 | 11.9 (10.5) | (10.0 - 11.5) | 2403 | 10 | 686 |
| 22 | 25 | 295/25 ZR 22 | 97 Y | XL | BSW | 15573530000 | Yes | 27.8 | 26.5 | 51.0 | 11.9 (10.5) | (10.0 - 11.0) | 1609 | 10 | 747 |
| | 30 | 255/30 ZR 22 | 95 Y | XL | BSW | 15573110000 | Yes | 28.0 | 24.7 | 51.0 | 10.2 (9.0) | (8.5 - 9.5) | 1521 | 10 | 741 |
| | 30 | 265/30 ZR 22 | 97 Y | XL | BSW | 15573260000 | Yes | 28.3 | 25.9 | 51.0 | 10.7 (9.5) | (9.0 - 10.0) | 1609 | 10 | 735 |
| | 30 | 285/30 ZR 22 | 101 Y | XL | BSW | 15573490000 | Yes | 28.7 | 27.6 | 51.0 | 11.4 (10.0) | (9.5 - 10.5) | 1819 | 10 | 723 |
| | 35 | 265/35 ZR 22 | 102 W | XL | BSW | 15573310000 | Yes | 29.3 | 28.1 | 51.0 | 10.7 (9.5) | (9.0 - 10.5) | 1874 | 10 | 709 |
| | 35 | 285/35 ZR 22 | 106 W | XL | BSW | 15573520000 | Yes | 29.9 | 31.1 | 51.0 | 11.4 (10.0) | (9.5 - 11.0) | 2094 | 10 | 696 |
| | 40 | 265/40 ZR 22 | 106 W | XL | BSW | 15573340000 | Yes | 30.3 | 31.1 | 51.0 | 10.7 (9.5) | (9.0 - 10.5) | 2094 | 10 | 685 |
| | 40 | 275/40 ZR 22 | 108 W | XL | BSW | 15573440000 | Yes | 30.7 | 32.2 | 51.0 | 10.9 (9.5) | (9.0 - 11.0) | 2205 | 10 | 678 |

BSW = Black Sidewall



PASSENGER & CROSSOVER | ALL-SEASON | TOURING

PURECONTACT™ LS

Rim Diameter



16" - 20"

Aspect Ratio



40 - 60

Tread Pattern



Asymmetric

| TREADWEAR | TRACTION | TEMPERATURE | SPEED | LOAD INDEX |
|-----------|----------|-------------|-------|------------|
| 700 | A | A | H & V | -- |

INCLUDES
70K
MILEAGE
WARRANTY


Benefits

- Best-in-class wet braking*
- Exceptional tread life
- Optimal traction in light snow
- Low road noise




ECOPLUS+ TECHNOLOGY

- Saves fuel
- Stops shorter on wet roads
- Extends tread life



Tuned Performance Indicators

D, W and S symbols in the tread disappear when the tire is no longer tuned for optimum performance in either dry (D), wet (W) or snow (S) conditions.



Alignment Verification System

Indicators in both sides of the tread wear off evenly, ensuring the driver of proper alignment, or wear off unevenly, alerting the driver to check the wheel alignment.

Sample Vehicle Fitments Include:

- Acura: TL, RDX, MDX
- Cadillac: DTS, STS
- Infiniti: G35, G37, Q45
- Lexus: ES, GS, LS
- Lincoln: MKZ, LS

*Based on internal wet braking results Continental PureContact LS size 245/45R18 vs. Michelin Premier A/S size 245/45R18, Pirelli Cinturato P7 A/S Plus size 245/45R18. Wet braking results on both low mu and high mu values. On road results may vary.



The purchase of replacement Continental tires provides an extra measure of confidence with the Total Confidence Plan.

Restrictions and limitations apply. See Total Confidence Plan for complete coverage details at <https://continentaltire.com/warranty>.



Road Hazard Coverage



72-Month Limited Warranty



60-Day Customer Satisfaction Trial¹



70,000 Mileage Warranty²



Flat Tire Roadside Assistance



Emergency Trip Interruption Coverage

¹ Coverage is within the stated duration from the date of purchase or the first 2/32^{nds} treadwear, whichever comes first.

² Mileage warranty for the rear axle of split fitments will be 50% of standard tread wearout coverage.

PURECONTACT™ LS | Product Data

PASSENGER/CROSSOVER TIRES | ALL-SEASON | TOURING

| RIM DIA (IN) | ASPECT RATIO (SERIES) | TIRE SIZE | LOAD/SPEED INDEX | LOAD RANGE | SIDEWALL | ARTICLE NUMBER | RIM PROTECTION | TIRE DIA (IN) | TIRE WT (LBS) | MAX PSI | OVERALL SECTION WIDTH (MEASURING RIM) (IN) | APPROVED RIM WIDTHS (IN) | MAX LOAD (LBS) | TREAD DEPTH (32 ND S) | REVS PER MILE |
|--------------|-----------------------|-------------|------------------|------------|----------|----------------|----------------|---------------|---------------|---------|--|--------------------------|----------------|----------------------------------|---------------|
| 16 | 55 | 195/55 R 16 | 87 V | SL | BSW | 15509360000 | Yes | 24.4 | 18.6 | 51.0 | 7.9 (6.0) | (5.5 - 7.0) | 1201 | 10 | 850 |
| | 55 | 205/55 R 16 | 91 V | SL | BSW | 15508060000 | Yes | 24.9 | 20.2 | 51.0 | 8.4 (6.5) | (5.5 - 7.5) | 1356 | 10 | 835 |
| | 60 | 205/60 R 16 | 92 V | SL | BSW | 15508120000 | No | 25.7 | 19.6 | 51.0 | 8.2 (6.0) | (5.5 - 7.5) | 1389 | 10 | 809 |
| | 60 | 215/60 R 16 | 95 V | SL | BSW | 15508210000 | No | 26.2 | 21.7 | 51.0 | 8.7 (6.5) | (6.0 - 7.5) | 1521 | 10 | 794 |
| 17 | 45 | 225/45 R 17 | 91 H | SL | BSW | 15508230000 | Yes | 25.0 | 22.2 | 51.0 | 8.9 (7.5) | (7.0 - 8.5) | 1356 | 10 | 832 |
| | 45 | 225/45 R 17 | 91 V | SL | BSW | 15508240000 | Yes | 25.0 | 22.2 | 51.0 | 8.9 (7.5) | (7.0 - 8.5) | 1356 | 10 | 832 |
| | 45 | 235/45 R 17 | 94 H | SL | BSW | 15508370000 | Yes | 25.3 | 23.3 | 51.0 | 9.3 (8.0) | (7.5 - 9.0) | 1477 | 10 | 820 |
| | 45 | 235/45 R 17 | 97 V | XL | BSW | 15509200000 | Yes | 25.3 | 23.3 | 51.0 | 9.3 (8.0) | (7.5 - 9.0) | 1609 | 10 | 820 |
| | 45 | 245/45 R 17 | 99 V | XL | BSW | 15508810000 | Yes | 25.7 | 24.4 | 51.0 | 9.6 (8.0) | (7.5 - 9.0) | 1709 | 10 | 809 |
| | 50 | 205/50 R 17 | 93 V | XL | BSW | 15508050000 | Yes | 25.1 | 20.6 | 51.0 | 8.4 (6.5) | (5.5 - 7.5) | 1433 | 10 | 829 |
| | 50 | 215/50 R 17 | 95 V | XL | BSW | 15508130000 | Yes | 25.5 | 21.6 | 51.0 | 8.9 (7.0) | (6.0 - 7.5) | 1521 | 10 | 816 |
| | 50 | 225/50 R 17 | 98 V | XL | BSW | 15508300000 | Yes | 25.9 | 23.2 | 51.0 | 9.2 (7.0) | (6.0 - 8.0) | 1653 | 10 | 803 |
| | 50 | 235/50 R 17 | 96 V | SL | BSW | 15508440000 | Yes | 26.3 | 23.4 | 51.0 | 9.6 (7.5) | (6.5 - 8.5) | 1565 | 10 | 791 |
| | 50 | 245/50 R 17 | 99 V | SL | BSW | 15508860000 | Yes | 26.6 | 26.6 | 51.0 | 10.0 (7.5) | (7.0 - 8.5) | 1709 | 10 | 780 |
| | 55 | 215/55 R 17 | 94 V | SL | BSW | 15508150000 | Yes | 26.3 | 22.1 | 51.0 | 8.9 (7.0) | (6.0 - 7.5) | 1477 | 10 | 790 |
| | 55 | 225/55 R 17 | 97 V | SL | BSW | 15508310000 | Yes | 26.7 | 23.7 | 51.0 | 9.2 (7.0) | (6.0 - 8.0) | 1609 | 10 | 777 |
| 18 | 40 | 225/40 R 18 | 92 V | XL | BSW | 15509180000 | Yes | 25.1 | 21.1 | 51.0 | 9.1 (8.0) | (7.5 - 9.0) | 1389 | 10 | 828 |
| | 40 | 245/40 R 18 | 97 V | XL | BSW | 15508790000 | Yes | 25.7 | 24.7 | 51.0 | 9.8 (8.5) | (8.0 - 9.5) | 1609 | 10 | 808 |
| | 45 | 225/45 R 18 | 91 V | SL | BSW | 15508280000 | Yes | 26.0 | 23.8 | 51.0 | 8.9 (7.5) | (7.0 - 8.5) | 1356 | 10 | 800 |
| | 45 | 235/45 R 18 | 94 V | SL | BSW | 15508400000 | Yes | 26.3 | 24.8 | 51.0 | 9.3 (8.0) | (7.5 - 9.0) | 1477 | 10 | 789 |
| | 45 | 245/45 R 18 | 100 V | XL | BSW | 15508820000 | Yes | 26.7 | 26.1 | 51.0 | 9.6 (8.0) | (7.5 - 9.0) | 1764 | 10 | 779 |
| | 50 | 235/50 R 18 | 97 V | SL | BSW | 15508770000 | Yes | 27.3 | 24.6 | 51.0 | 9.6 (7.5) | (6.5 - 8.5) | 1609 | 10 | 762 |
| | 50 | 245/50 R 18 | 100 V | SL | BSW | 15509140000 | Yes | 27.6 | 26.9 | 51.0 | 10.0 (7.5) | (7.0 - 8.5) | 1764 | 10 | 751 |
| 19 | 40 | 235/40 R 19 | 96 V | XL | BSW | 15509190000 | Yes | 26.4 | 22.7 | 51.0 | 9.5 (8.5) | (8.0 - 9.5) | 1565 | 10 | 787 |
| | 40 | 245/40 R 19 | 98 V | XL | BSW | 15508800000 | Yes | 26.7 | 25.1 | 51.0 | 9.8 (8.5) | (8.0 - 9.5) | 1653 | 10 | 778 |
| | 45 | 245/45 R 19 | 102 V | XL | BSW | 15509350000 | Yes | 27.7 | 26.9 | 51.0 | 9.6 (8.0) | (7.5 - 9.0) | 1874 | 10 | 750 |
| | 45 | 255/45 R 19 | 100 V | SL | BSW | 15509150000 | Yes | 28.0 | 27.5 | 51.0 | 10.0 (8.5) | (8.0 - 9.5) | 1764 | 10 | 741 |
| 20 | 45 | 245/45 R 20 | 99 V | SL | BSW | 15508830000 | Yes | 28.7 | 26.5 | 51.0 | 9.6 (8.0) | (7.5 - 9.0) | 1709 | 10 | 724 |

BSW = Black Sidewall





PASSENGER & CROSSOVER | ALL-SEASON | TOURING

TRUECONTACT™ TOUR

Rim Diameter



15" - 19"

Aspect Ratio



45 - 65

Tread Pattern



Symmetric

| TREADWEAR | TRACTION | TEMPERATURE | SPEED | LOAD INDEX |
|-----------|----------|-------------|-------|------------|
| 800 | A | A | H | -- |
| 800 | A | B | T | -- |
| 700 | A | A | V | -- |

GET UP TO
80K
MILEAGE
WARRANTY
80,000 (T/H)
70,000 (V)

Benefits

- Exceptional tread life
- Excellent wet braking and handling
- Optimal traction in light snow
- Low road noise

ECOPLUS+ TECHNOLOGY




- Saves fuel
- Stops shorter on wet roads
- Extends tread life

Tuned Performance Indicators



D, W and S symbols in the tread disappear when the tire is no longer tuned for optimum performance in either dry (D), wet (W) or snow (S) conditions.

Alignment Verification System



Indicators in both sides of the tread wear off evenly, ensuring the driver of proper alignment, or wear off unevenly, alerting the driver to check the wheel alignment.

Sample Vehicle Fitments Include:

- Buick
- Chevrolet
- Chrysler
- Ford
- Honda
- Hyundai
- MINI
- Nissan
- Subaru
- Toyota
- Volkswagen



The purchase of replacement Continental tires provides an extra measure of confidence with the Total Confidence Plan.

Restrictions and limitations apply. See Total Confidence Plan for complete coverage details at <https://continentaltire.com/warranty>.



Road Hazard Coverage



60-Day Customer Satisfaction Trial¹



Flat Tire Roadside Assistance



72-Month Limited Warranty



Up to 80,000 Mileage Warranty²



Emergency Trip Interruption Coverage

¹ Coverage is within the stated duration from the date of purchase or the first 2/32^{nds} treadwear, whichever comes first.

² Mileage warranty for the rear axle of split fitments will be 50% of standard tread wearout coverage.

TRUECONTACT™ TOUR | Product Data

PASSENGER & CROSSOVER TIRES | ALL-SEASON | TOURING

| RIM DIA (IN) | ASPECT RATIO (SERIES) | TIRE SIZE | LOAD/SPEED INDEX | LOAD RANGE | SIDEWALL | ARTICLE NUMBER | RIM PROTECTION | TIRE DIA (IN) | TIRE WT (LBS) | MAX PSI | OVERALL SECTION WIDTH (MEASURING RIM) (IN) | APPROVED RIM WIDTHS (IN) | MAX LOAD (LBS) | TREAD DEPTH (32 ND S) | REVS PER MILE |
|--------------|-----------------------|-------------|------------------|------------|-------------|----------------|----------------|---------------|---------------|-----------|--|--------------------------|----------------|----------------------------------|---------------|
| 15 | 60 | 195/60 R 15 | 88 T | SL | BSW | 15494610000 | No | 242 | 17.4 | 44.0 | 7.9 (6.0) | (5.5 - 7.0) | 1235 | 11 | 858 |
| | 65 | 175/65 R 15 | 84 H | SL | BSW | 15570010000 | No | 240 | 15.8 | 51.0 | 7.0 (5.0) | (5.0 - 6.0) | 1102 | 11 | 867 |
| | 65 | 185/65 R 15 | 88 H | SL | BSW | 15493000000 | No | 245 | 16.8 | 51.0 | 7.4 (5.5) | (5.0 - 6.5) | 1235 | 11 | 849 |
| | 65 | 185/65 R 15 | 88 T | SL | BSW | 15492590000 | No | 245 | 16.8 | 44.0 | 7.4 (5.5) | (5.0 - 6.5) | 1235 | 11 | 849 |
| | 65 | 195/65 R 15 | 91 H | SL | BSW | 15494770000 | No | 25.0 | 17.9 | 51.0 | 7.9 (6.0) | (5.5 - 7.0) | 1356 | 11 | 832 |
| | 65 | 195/65 R 15 | 91 T | SL | BSW | 15494630000 | No | 25.0 | 17.8 | 44.0 | 7.9 (6.0) | (5.5 - 7.0) | 1356 | 11 | 832 |
| 16 | 55 | 205/55 R 16 | 91 H | SL | BSW | 15494810000 | Yes | 24.9 | 20.5 | 51.0 | 8.4 (6.5) | (5.5 - 7.5) | 1356 | 11 | 835 |
| | 55 | 215/55 R 16 | 97 H | XL | BSW | 15504770000 | Yes | 25.3 | 23.3 | 51.0 | 8.9 (7.0) | (6.0 - 7.5) | 1609 | 11 | 821 |
| | 60 | 205/60 R 16 | 92 H | SL | BSW | 15495480000 | No | 25.7 | 19.2 | 51.0 | 8.2 (6.0) | (5.5 - 7.5) | 1389 | 11 | 809 |
| | 60 | 205/60 R 16 | 92 T | SL | BSW | 15495300000 | No | 25.7 | 19.2 | 44.0 | 8.2 (6.0) | (5.5 - 7.5) | 1389 | 11 | 809 |
| | 60 | 215/60 R 16 | 95 H | SL | BSW | 15505060000 | No | 26.2 | 22.2 | 51.0 | 8.7 (6.5) | (6.0 - 7.5) | 1521 | 11 | 794 |
| | 60 | 215/60 R 16 | 95 T | SL | BSW | 15496400000 | No | 26.2 | 22.2 | 44.0 | 8.7 (6.5) | (6.0 - 7.5) | 1521 | 11 | 794 |
| | 60 | 225/60 R 16 | 98 H | SL | BSW | 15499270000 | No | 26.6 | 23.1 | 51.0 | 9.0 (6.5) | (6.0 - 8.0) | 1653 | 11 | 780 |
| | 60 | 225/60 R 16 | 98 T | SL | WW | 15570550000 | No | 26.6 | 23.4 | 44.0 | 9.0 (6.5) | (6.0 - 8.0) | 1653 | 11 | 780 |
| | 60 | 225/60 R 16 | 98 T | SL | BSW | 15498610000 | No | 26.6 | 23.1 | 44.0 | 9.0 (6.5) | (6.0 - 8.0) | 1653 | 11 | 780 |
| | 65 | 205/65 R 16 | 95 H | SL | BSW | 15505030000 | No | 26.5 | 19.8 | 51.0 | 8.2 (6.0) | (5.5 - 7.5) | 1521 | 11 | 784 |
| | 65 | 205/65 R 16 | 95 T | SL | BSW | 15495490000 | No | 26.5 | 19.7 | 44.0 | 8.2 (6.0) | (5.5 - 7.5) | 1521 | 11 | 784 |
| | 65 | 215/65 R 16 | 98 H | SL | BSW | 15496980000 | No | 27.0 | 22.1 | 51.0 | 8.7 (6.5) | (6.0 - 7.5) | 1653 | 11 | 769 |
| | 65 | 215/65 R 16 | 98 T | SL | BSW | 15496560000 | No | 27.0 | 21.6 | 44.0 | 8.7 (6.5) | (6.0 - 7.5) | 1653 | 11 | 769 |
| | 65 | 225/65 R 16 | 100 T | SL | BSW | 15500470000 | No | 27.5 | 24.1 | 44.0 | 9.0 (6.5) | (6.0 - 8.0) | 1764 | 11 | 755 |
| 65 | 235/65 R 16 | 103 T | SL | BSW | 15501180000 | No | 28.0 | 26.3 | 44.0 | 9.4 (7.0) | (6.5 - 8.5) | 1929 | 11 | 741 | |
| 17 | 45 | 215/45 R 17 | 87 V | SL | BSW | 15495500000 | Yes | 24.6 | 20.8 | 51.0 | 8.4 (7.0) | (7.0 - 8.0) | 1201 | 11 | 844 |
| | 50 | 225/50 R 17 | 94 H | SL | BSW | 15570040000 | Yes | 25.9 | 22.6 | 51.0 | 9.2 (7.0) | (6.0 - 8.0) | 1477 | 11 | 803 |
| | 50 | 225/50 R 17 | 94 T | SL | BSW | 15497500000 | Yes | 25.9 | 22.6 | 44.0 | 9.2 (7.0) | (6.0 - 8.0) | 1477 | 11 | 803 |
| | 55 | 215/55 R 17 | 94 H | SL | BSW | 15570020000 | Yes | 26.3 | 24.1 | 51.0 | 8.9 (7.0) | (6.0 - 7.5) | 1477 | 11 | 790 |
| | 55 | 215/55 R 17 | 94 T | SL | BSW | 15495800000 | Yes | 26.3 | 24.1 | 44.0 | 8.9 (7.0) | (6.0 - 7.5) | 1477 | 11 | 790 |
| | 55 | 225/55 R 17 | 97 H | SL | BSW | 15498350000 | Yes | 26.7 | 23.8 | 51.0 | 9.2 (7.0) | (6.0 - 8.0) | 1609 | 11 | 777 |
| | 55 | 235/55 R 17 | 99 H | SL | BSW | 15500930000 | Yes | 27.2 | 24.6 | 51.0 | 9.6 (7.5) | (6.5 - 8.5) | 1709 | 11 | 764 |
| | 55 | 235/55 R 17 | 99 T | SL | BSW | 15500790000 | Yes | 27.2 | 24.6 | 44.0 | 9.6 (7.5) | (6.5 - 8.5) | 1709 | 11 | 764 |
| | 60 | 215/60 R 17 | 96 T | SL | BSW | 15496480000 | No | 27.2 | 22.8 | 44.0 | 8.7 (6.5) | (6.0 - 7.5) | 1565 | 11 | 765 |
| | 60 | 225/60 R 17 | 99 H | SL | BSW | 15499370000 | No | 27.6 | 23.8 | 51.0 | 9.0 (6.5) | (6.0 - 8.0) | 1709 | 11 | 752 |
| | 60 | 225/60 R 17 | 99 T | SL | BSW | 15499290000 | No | 27.6 | 23.7 | 44.0 | 9.0 (6.5) | (6.0 - 8.0) | 1709 | 11 | 752 |
| | 60 | 235/60 R 17 | 102 T | SL | BSW | 15501000000 | No | 28.1 | 26.7 | 44.0 | 9.4 (7.0) | (6.5 - 8.5) | 1874 | 11 | 739 |
| | 65 | 215/65 R 17 | 99 T | SL | BSW | 15497040000 | No | 28.0 | 24.1 | 44.0 | 8.7 (6.5) | (6.0 - 7.5) | 1709 | 11 | 742 |
| | 65 | 225/65 R 17 | 102 T | SL | BSW | 15500770000 | No | 28.5 | 25.2 | 44.0 | 9.0 (6.5) | (6.0 - 8.0) | 1874 | 11 | 729 |
| 65 | 235/65 R 17 | 104 T | SL | BSW | 15501310000 | No | 29.0 | 27.6 | 44.0 | 9.4 (7.0) | (6.5 - 8.5) | 1984 | 11 | 716 | |
| 18 | 50 | 225/50 R 18 | 95 H | SL | BSW | 15570050000 | Yes | 26.9 | 23.3 | 51.0 | 9.2 (7.0) | (6.0 - 8.0) | 1521 | 11 | 773 |
| | 50 | 225/50 R 18 | 95 T | SL | BSW | 15498300000 | Yes | 26.9 | 23.3 | 44.0 | 9.2 (7.0) | (6.0 - 8.0) | 1521 | 11 | 773 |
| | 55 | 215/55 R 18 | 95 T | SL | BSW | 15496390000 | Yes | 27.3 | 24.3 | 44.0 | 8.9 (7.0) | (6.0 - 7.5) | 1521 | 11 | 761 |
| | 55 | 235/55 R 18 | 100 T | SL | BSW | 15500940000 | Yes | 28.2 | 26.7 | 44.0 | 9.6 (7.5) | (6.5 - 8.5) | 1764 | 11 | 737 |
| | 60 | 225/60 R 18 | 100 H | SL | BSW | 15505040000 | No | 28.6 | 25.7 | 51.0 | 9.0 (6.5) | (6.0 - 8.0) | 1764 | 11 | 726 |

BSW = Black Sidewall



TRUECONTACT™ TOUR | Product Data

PASSENGER & CROSSOVER TIRES | ALL-SEASON | TOURING

| RIM DIA (IN) | ASPECT RATIO (SERIES) | TIRE SIZE | LOAD/SPEED INDEX | LOAD RANGE | SIDEWALL | ARTICLE NUMBER | RIM PROTECTION | TIRE DIA (IN) | TIRE WT (LBS) | MAX PSI | OVERALL SECTION WIDTH (MEASURING RIM) (IN) | APPROVED RIM WIDTHS (IN) | MAX LOAD (LBS) | TREAD DEPTH (32nds) | REVS PER MILE |
|--------------|-----------------------|------------|------------------|------------|----------|----------------|----------------|---------------|---------------|---------|--|--------------------------|----------------|---------------------|---------------|
| 18 | 60 | 235/60 R18 | 103 H | SL | BSW | 15501170000 | No | 29.1 | 27.0 | 51.0 | 9.4 (7.0) | (6.5 - 8.5) | 1929 | 11 | 714 |
| | 60 | 235/60 R18 | 103 T | SL | BSW | 15501010000 | No | 29.1 | 27.0 | 44.0 | 9.4 (7.0) | (6.5 - 8.5) | 1929 | 11 | 714 |
| 19 | 55 | 225/55 R19 | 99 H | SL | BSW | 15498380000 | Yes | 28.7 | 26.6 | 51.0 | 9.2 (7.0) | (6.0 - 8.0) | 1709 | 11 | 723 |
| | 55 | 235/55 R19 | 101 H | SL | BSW | 15500950000 | Yes | 29.2 | 28.6 | 51.0 | 9.6 (7.5) | (6.5 - 8.5) | 1819 | 11 | 712 |

BSW = Black Sidewall

THE **SMART CHOICE** IN TIRES

Continental 

AL OR TIRE
NE—NEVER
LATE TO RECOMMENDED
VEHICLE MOUNT ONLY
TIRE TIRES

OUTSIDE



CROSSOVER & LT/SUV | ALL-SEASON | TOURING

CROSSCONTACT™ LX25

Rim Diameter



16" - 22"

Aspect Ratio



45 - 70

Tread Pattern



Symmetric

| TREADWEAR | TRACTION | TEMPERATURE | SPEED | LOAD INDEX |
|-----------|----------|-------------|-------|------------|
| 740 | A | B | T | -- |
| 740 | A | A | H | -- |
| 740 | A | A | V | -- |

GET UP TO
70K
MILEAGE
WARRANTY

70,000 (T/H)
65,000 (V)

Benefits

- Expanded size lineup covering speed ratings from T through V
- Best-in-class tread life*
- Improved wet braking**
- Low road noise
- Responsive handling


*Based on internal treadlife test results compared to the Michelin Premier LTX, Pirelli Scorpion Verde All Season Plus, Bridgestone Ecopia H/L 422 Plus and Goodyear Assurance CS Fuel Max, in the size 235/60R18 H. On road results may vary.

**Compared to the CrossContact LX20, in the size 235/60R18 H.




ECOPLUS+ TECHNOLOGY

- Saves fuel
- Stops shorter on wet roads
- Extends tread life



Tuned Performance Indicators

D, W and S symbols in the tread disappear when the tire is no longer tuned for optimum performance in either dry (D), wet (W) or snow (S) conditions.



Alignment Verification System

Indicators in both sides of the tread wear off evenly, ensuring the driver of proper alignment, or wear off unevenly, alerting the driver to check the wheel alignment.

Sample Vehicle Fitments Include:

- Acura MDX
- Audi Q5
- Ford Edge
- Honda CR-V
- Jeep Grand Cherokee
- Nissan Rogue
- Toyota: RAV4, Highlander



The purchase of replacement Continental tires provides an extra measure of confidence with the Total Confidence Plan.

Restrictions and limitations apply. See Total Confidence Plan for complete coverage details at <https://continentaltire.com/warranty>.



Road Hazard Coverage



72-Month Limited Warranty



60-Day Customer Satisfaction Trial¹



Up to 70,000 Mileage Warranty²



Flat Tire Roadside Assistance



Emergency Trip Interruption Coverage

¹ Coverage is within the stated duration from the date of purchase or the first 2/32^{nds} treadwear, whichever comes first.

² Mileage warranty for the rear axle of split fitments will be 50% of standard tread wearout coverage.

CROSSCONTACT™ LX²⁵ | Product Data

CROSSOVER/LIGHT TRUCK/SUV TIRES | ALL-SEASON | TOURING

| RIM DIA (IN) | ASPECT RATIO (SERIES) | TIRE SIZE | LOAD/SPEED INDEX | LOAD RANGE | SIDEWALL | ARTICLE NUMBER | RIM PROTECTION | TIRE DIA (IN) | TIRE WT (LBS) | MAX PSI | OVERALL SECTION WIDTH (MEASURING RIM) (IN) | APPROVED RIM WIDTHS (IN) | MAX LOAD (LBS) | TREAD DEPTH (32 ND S) | REVS PER MILE |
|--------------|-----------------------|-------------|------------------|------------|-------------|----------------|----------------|---------------|---------------|------------|--|--------------------------|----------------|----------------------------------|---------------|
| 16 | 70 | 215/70 R 16 | 100 H | SL | BSW | 15509680000 | Yes | 279 | 25.9 | 51.0 | 8.7 (6.5) | (5.5 - 7.0) | 1764 | 12 | 746 |
| | 70 | 215/70 R 16 | 100 T | SL | BSW | 15571310000 | Yes | 279 | 25.5 | 44.0 | 8.7 (6.5) | (5.5 - 7.0) | 1764 | 12 | 746 |
| | 70 | 235/70 R 16 | 106 T | SL | OWL | 15509920000 | Yes | 290 | 31.7 | 44.0 | 9.4 (7.0) | (6.0 - 8.0) | 2094 | 12 | 718 |
| 17 | 55 | 225/55 R 17 | 97 H | SL | BSW | 15571320000 | Yes | 267 | 25.1 | 51.0 | 9.2 (7.0) | (6.0 - 8.0) | 1609 | 12 | 777 |
| | 55 | 235/55 R 17 | 99 H | SL | BSW | 15571330000 | Yes | 272 | 28.3 | 51.0 | 9.6 (7.5) | (6.5 - 8.5) | 1709 | 12 | 764 |
| | 60 | 235/60 R 17 | 102 H | SL | BSW | 15448390000 | Yes | 281 | 27.6 | 51.0 | 9.4 (7.0) | (6.5 - 8.5) | 1874 | 12 | 739 |
| | 65 | 225/65 R 17 | 102 H | SL | BSW | 15509980000 | Yes | 285 | 27.0 | 51.0 | 9.0 (6.5) | (6.0 - 8.0) | 1874 | 12 | 729 |
| | 65 | 225/65 R 17 | 102 T | SL | OWL | 15509990000 | Yes | 285 | 27.0 | 44.0 | 9.0 (6.5) | (6.0 - 8.0) | 1874 | 12 | 729 |
| | 65 | 235/65 R 17 | 108 H | XL | BSW | 15447860000 | Yes | 290 | 30.0 | 51.0 | 9.4 (7.0) | (6.5 - 8.5) | 2205 | 12 | 716 |
| | 65 | 245/65 R 17 | 107 T | SL | OWL | 15447950000 | Yes | 295 | 34.0 | 44.0 | 9.8 (7.0) | (7.0 - 8.5) | 2149 | 12 | 703 |
| 18 | 50 | 235/50 R 18 | 97 H | SL | BSW | 15571370000 | Yes | 273 | 27.8 | 51.0 | 9.6 (7.5) | (6.5 - 8.5) | 1609 | 12 | 762 |
| | 55 | 215/55 R 18 | 95 H | SL | BSW | 15571340000 | Yes | 273 | 25.2 | 51.0 | 8.9 (7.0) | (6.0 - 7.5) | 1521 | 12 | 761 |
| | 55 | 225/55 R 18 | 98 H | SL | BSW | 15571360000 | Yes | 277 | 27.9 | 51.0 | 9.2 (7.0) | (6.0 - 8.0) | 1653 | 12 | 749 |
| | 55 | 235/55 R 18 | 100 H | SL | BSW | 15491450000 | Yes | 282 | 27.8 | 51.0 | 9.6 (7.5) | (6.5 - 8.5) | 1764 | 12 | 737 |
| | 55 | 235/55 R 18 | 100 T | SL | BSW | 15491480000 | Yes | 282 | 27.0 | 44.0 | 9.6 (7.5) | (6.5 - 8.5) | 1764 | 12 | 737 |
| | 55 | 255/55 R 18 | 109 H | XL | BSW | 15491440000 | Yes | 290 | 36.0 | 51.0 | 10.4 (8.0) | (7.0 - 9.0) | 2271 | 12 | 715 |
| | 60 | 225/60 R 18 | 100 H | SL | BSW | 15491370000 | Yes | 286 | 25.4 | 51.0 | 9.0 (6.5) | (6.0 - 8.0) | 1764 | 12 | 726 |
| | 60 | 235/60 R 18 | 103 H | SL | BSW | 15491380000 | Yes | 291 | 31.8 | 51.0 | 9.4 (7.0) | (6.5 - 8.5) | 1929 | 12 | 714 |
| | 60 | 235/60 R 18 | 107 V | XL | BSW | 15491390000 | Yes | 291 | 29.9 | 51.0 | 9.4 (7.0) | (6.5 - 8.5) | 2149 | 10 | 714 |
| | 60 | 245/60 R 18 | 105 H | SL | BSW | 15491400000 | Yes | 296 | 32.0 | 51.0 | 9.8 (7.0) | (7.0 - 8.5) | 2039 | 12 | 702 |
| | 60 | 245/60 R 18 | 105 T | SL | BSW | 15491410000 | Yes | 296 | 31.2 | 44.0 | 9.8 (7.0) | (7.0 - 8.5) | 2039 | 12 | 702 |
| | 60 | 265/60 R 18 | 110 H | SL | BSW | 15491430000 | Yes | 305 | 38.5 | 51.0 | 10.7 (8.0) | (7.5 - 9.5) | 2337 | 12 | 681 |
| | 65 | 235/65 R 18 | 106 H | SL | BSW | 15491330000 | Yes | 30.0 | 30.3 | 51.0 | 9.4 (7.0) | (6.5 - 8.5) | 2094 | 12 | 692 |
| | 65 | 235/65 R 18 | 106 T | SL | BSW | 15491320000 | Yes | 30.0 | 30.3 | 44.0 | 9.4 (7.0) | (6.5 - 8.5) | 2094 | 12 | 692 |
| 65 | 255/65 R 18 | 111 T | SL | BSW | 15491340000 | Yes | 31.1 | 36.4 | 44.0 | 10.2 (7.5) | (7.0 - 9.0) | 2403 | 12 | 669 | |
| 19 | 50 | 235/50 R 19 | 99 H | SL | BSW | 15491590000 | Yes | 283 | 28.7 | 51.0 | 9.6 (7.5) | (6.5 - 8.5) | 1709 | 12 | 735 |
| | 50 | 255/50 R 19 | 107 H | XL | BSW | 15491600000 | Yes | 290 | 34.0 | 51.0 | 10.4 (8.0) | (7.0 - 9.0) | 2149 | 12 | 715 |
| | 55 | 225/55 R 19 | 99 V | SL | BSW | 15491500000 | Yes | 287 | 26.6 | 51.0 | 9.2 (7.0) | (6.0 - 8.0) | 1709 | 10 | 723 |
| | 55 | 235/55 R 19 | 101 H | SL | BSW | 15491550000 | Yes | 292 | 30.1 | 51.0 | 9.6 (7.5) | (6.5 - 8.5) | 1819 | 12 | 712 |
| | 55 | 235/55 R 19 | 105 V | XL | BSW | 15491510000 | Yes | 292 | 28.8 | 51.0 | 9.6 (7.5) | (6.5 - 8.5) | 2039 | 10 | 712 |
| | 55 | 245/55 R 19 | 103 H | SL | BSW | 03640150000 | Yes | 296 | 31.4 | 51.0 | 10.0 (7.5) | (7.0 - 8.5) | 1929 | 12 | 702 |
| | 55 | 275/55 R 19 | 111 H | SL | BSW | 15491570000 | Yes | 309 | 38.4 | 51.0 | 11.2 (8.5) | (7.5 - 9.5) | 2403 | 12 | 672 |
| | 60 | 255/60 R 19 | 109 H | SL | BSW | 15491490000 | Yes | 31.0 | 38.4 | 51.0 | 10.2 (7.5) | (7.0 - 9.0) | 2271 | 12 | 669 |
| 20 | 45 | 265/45 R 20 | 108 H | XL | BSW | 15492500000 | Yes | 294 | 34.3 | 51.0 | 10.5 (9.0) | (8.5 - 10.0) | 2205 | 12 | 707 |
| | 45 | 275/45 R 20 | 110 V | XL | BSW | 15571390000 | Yes | 297 | 33.2 | 51.0 | 10.7 (9.0) | (8.5 - 10.5) | 2337 | 10 | 698 |
| | 50 | 245/50 R 20 | 102 H | SL | BSW | 15492310000 | Yes | 296 | 31.2 | 51.0 | 10.0 (7.5) | (7.0 - 8.5) | 1874 | 12 | 701 |
| | 50 | 265/50 R 20 | 107 T | SL | BSW | 15492440000 | Yes | 30.4 | 34.6 | 44.0 | 10.9 (8.5) | (7.5 - 9.5) | 2149 | 12 | 683 |
| | 50 | 275/50 R 20 | 109 H | SL | BSW | 15492490000 | Yes | 30.8 | 38.3 | 51.0 | 11.2 (8.5) | (7.5 - 9.5) | 2271 | 12 | 674 |
| | 55 | 235/55 R 20 | 102 H | SL | BSW | 15491650000 | Yes | 30.2 | 30.4 | 51.0 | 9.6 (7.5) | (6.5 - 8.5) | 1874 | 12 | 688 |
| | 55 | 235/55 R 20 | 102 V | SL | BSW | 15571380000 | Yes | 30.2 | 28.3 | 51.0 | 9.6 (7.5) | (6.5 - 8.5) | 1874 | 10 | 688 |
| 22 | 45 | 285/45 R 22 | 114 H | XL | BSW | 15492530000 | Yes | 32.1 | 39.8 | 51.0 | 11.2 (9.5) | (9.0 - 10.5) | 2601 | 12 | 647 |

BSW = Black Sidewall | OWL = Outlined White Letter





CROSSOVER & LT/SUV | ALL-SEASON | TOURING

TERRAINCONTACT™ H/T

Rim Diameter



16" - 22"

Aspect Ratio



45 - 80

Tread Pattern



Symmetric



TRACTIONPLUS+ TECHNOLOGY

- Improves traction and durability
- Grips better on wet roads
- Quiets road noise

| TREADWEAR | TRACTION | TEMPERATURE | SPEED | LOAD INDEX |
|-----------|----------|-------------|------------|------------|
| 800 | A | B | T (Metric) | -- |
| 720 | A | A | H (Metric) | -- |
| -- | -- | -- | R & S (LT) | -- |

Sample Vehicle Fitments Include:

- Chevrolet: Silverado 1500, 2500, 3500; Tahoe
- Ford: F-150, F-250, F-350 Explorer, Expedition
- Jeep: Cherokee, Grand Cherokee, Wrangler
- Nissan: Titan, Armada
- Ram: 1500, 2500, 3500
- Subaru: Outback, Forester
- Toyota Tundra

GET UP TO
70K
MILEAGE
WARRANTY

70,000 (T/H)
60,000 (R/S)

Benefits

- Full product lineup with 24 metric and 10 LT-metric sizes
- Best-in-class wet braking*
- Exceptional tread life
- Well-balanced on-road performance
- Robust durability
- Low road noise

*Based on internal wet braking test results compared to the Michelin Defender LTX M/S, Yokohama Geolandar H/T G056 and Goodyear Wrangler SR-A, in the size 265/65R18 T. Wet braking is the average of low μ and high μ values. On road results may vary.



The purchase of replacement Continental tires provides an extra measure of confidence with the Total Confidence Plan.

Restrictions and limitations apply. See Total Confidence Plan for complete coverage details at <https://continentaltire.com/warranty>.



Road Hazard Coverage



72-Month Limited Warranty



60-Day Customer Satisfaction Trial¹



Up to 70,000 Mileage Warranty²



Flat Tire Roadside Assistance



Emergency Trip Interruption Coverage

¹ Coverage is within the stated duration from the date of purchase or the first 2/32^{nds} treadwear, whichever comes first.

² Mileage warranty for the rear axle of split fitments will be 50% of standard tread wearout coverage.

TERRAINCONTACT™ H/T | Product Data

CROSSOVER/LIGHT TRUCK/SUV TIRES | ALL-SEASON | TOURING

| RIM DIA (IN) | ASPECT RATIO (SERIES) | TIRE SIZE | LOAD/SPEED INDEX | LOAD RANGE | SIDEWALL | ARTICLE NUMBER | RIM PROTECTION | TIRE DIA (IN) | TIRE WT (LBS) | MAX PSI | OVERALL SECTION WIDTH (MEASURING RIM) (IN) | APPROVED RIM WIDTHS (IN) | MAX LOAD (LBS) | TREAD DEPTH (32 ND S) | REVS PER MILE |
|--------------|-----------------------|---------------|------------------|------------|-------------|----------------|----------------|---------------|---------------|------------|--|--------------------------|----------------|----------------------------------|---------------|
| 16 | 70 | 265/70 R 16 | 112 T | SL | OWL | 15571600000 | Yes | 30.6 | 40.1 | 44.0 | 10.7 (8.0) | (7.0 - 9.0) | 2469 | 12 | 679 |
| | 75 | 245/75 R 16 | 111 T | SL | OWL | 15571590000 | Yes | 30.5 | 36.4 | 44.0 | 9.8 (7.0) | (6.5 - 8.0) | 2403 | 12 | 682 |
| 17 | 60 | 225/60 R 17 | 99 H | SL | BSW | 15571750000 | Yes | 27.6 | 27.9 | 51.0 | 9.0 (6.5) | (6.0 - 8.0) | 1709 | 12 | 752 |
| | 65 | 245/65 R 17 | 107 T | SL | BSW | 15571700000 | Yes | 29.5 | 32.6 | 44.0 | 9.8 (7.0) | (7.0 - 8.5) | 2149 | 12 | 703 |
| | 65 | 255/65 R 17 | 110 T | SL | OWL | 15571710000 | Yes | 30.1 | 38.3 | 44.0 | 10.2 (7.5) | (7.0 - 9.0) | 2337 | 12 | 691 |
| | 65 | 265/65 R 17 | 112 T | SL | OWL | 15571740000 | Yes | 30.6 | 38.5 | 44.0 | 10.7 (8.0) | (7.5 - 9.5) | 2469 | 12 | 680 |
| | 70 | 245/70 R 17 | 110 T | SL | OWL | 15571640000 | Yes | 30.5 | 34.6 | 44.0 | 9.8 (7.0) | (6.5 - 8.0) | 2337 | 12 | 681 |
| | 70 | 255/70 R 17 | 112 T | SL | OWL | 15571650000 | Yes | 31.1 | 36.8 | 44.0 | 10.2 (7.5) | (6.5 - 8.5) | 2469 | 12 | 669 |
| | 70 | 265/70 R 17 | 115 T | SL | OWL | 15571680000 | Yes | 31.6 | 42.4 | 44.0 | 10.7 (8.0) | (7.0 - 9.0) | 2679 | 12 | 657 |
| | 70 | 265/70 R 17 | 115 T | SL | BSW | 15571690000 | Yes | 31.6 | 41.9 | 44.0 | 10.7 (8.0) | (7.0 - 9.0) | 2679 | 12 | 657 |
| | 70 | LT245/70 R 17 | 119/116 S | E | BSW | 15571630000 | Yes | 30.5 | 46.1 | 80.0 | 9.8 (7.0) | (6.5 - 8.0) | 3000 | 14 | 681 |
| | 70 | LT265/70 R 17 | 121/118 S | E | OWL | 15571620000 | Yes | 31.6 | 52.5 | 80.0 | 10.7 (8.0) | (7.0 - 8.5) | 3195 | 14 | 657 |
| | 75 | LT245/75 R 17 | 121/118 S | E | BSW | 15571620000 | Yes | 31.5 | 47.6 | 80.0 | 9.8 (7.0) | (6.5 - 7.5) | 3195 | 14 | 660 |
| | 80 | LT235/80 R 17 | 120/117 R | E | BSW | 15571610000 | Yes | 31.8 | 47.6 | 80.0 | 9.3 (6.5) | (6.0 - 7.5) | 3085 | 14 | 653 |
| 18 | 60 | 245/60 R 18 | 105 T | SL | BSW | 15571840000 | Yes | 29.6 | 32.7 | 44.0 | 9.8 (7.0) | (7.0 - 8.5) | 2039 | 12 | 702 |
| | 60 | 265/60 R 18 | 110 T | SL | BSW | 15571850000 | Yes | 30.5 | 39.2 | 44.0 | 10.7 (8.0) | (7.5 - 9.5) | 2337 | 12 | 681 |
| | 65 | 265/65 R 18 | 114 T | SL | BSW | 15571800000 | Yes | 31.6 | 37.0 | 44.0 | 10.7 (8.0) | (7.5 - 9.5) | 2601 | 12 | 658 |
| | 65 | 275/65 R 18 | 116 T | SL | BSW | 15571830000 | Yes | 32.1 | 41.6 | 44.0 | 11.0 (8.0) | (7.5 - 9.5) | 2756 | 12 | 648 |
| | 65 | LT275/65 R 18 | 123/120 S | E | OWL | 15571820000 | Yes | 32.1 | 52.4 | 80.0 | 11.0 (8.0) | (7.5 - 9.0) | 3415 | 14 | 648 |
| | 70 | 255/70 R 18 | 113 T | SL | BSW | 15571760000 | Yes | 32.1 | 39.6 | 44.0 | 10.2 (7.5) | (6.5 - 8.5) | 2535 | 12 | 648 |
| | 70 | 265/70 R 18 | 116 T | SL | OWL | 15571780000 | Yes | 32.6 | 42.5 | 44.0 | 10.7 (8.0) | (7.0 - 9.0) | 2756 | 12 | 637 |
| | 70 | LT265/70 R 18 | 124/121 S | E | OWL | 15571770000 | Yes | 32.6 | 53.8 | 80.0 | 10.7 (8.0) | (7.0 - 9.0) | 3525 | 14 | 637 |
| 70 | LT275/70 R 18 | 125/122 S | E | BSW | 15571790000 | Yes | 33.2 | 52.1 | 80.0 | 11.0 (8.0) | (7.0 - 8.5) | 3640 | 14 | 627 | |
| 19 | 55 | 245/55 R 19 | 103 T | SL | BSW | 15571860000 | Yes | 29.6 | 32.1 | 44.0 | 10.0 (7.5) | (7.0 - 8.5) | 1929 | 12 | 702 |
| 20 | 50 | 255/50 R 20 | 109 H | XL | BSW | 15571960000 | Yes | 30.0 | 31.5 | 51.0 | 10.4 (8.0) | (7.0 - 9.0) | 2271 | 12 | 692 |
| | 55 | 255/55 R 20 | 107 H | SL | BSW | 15571940000 | Yes | 31.0 | 34.2 | 51.0 | 10.4 (8.0) | (7.0 - 9.0) | 2149 | 12 | 669 |
| | 55 | 275/55 R 20 | 113 T | SL | BSW | 15571920000 | Yes | 31.9 | 41.5 | 44.0 | 11.2 (8.5) | (7.5 - 9.5) | 2535 | 12 | 651 |
| | 55 | 275/55 R 20 | 117 H | XL | BSW | 15571930000 | Yes | 31.9 | 41.5 | 51.0 | 11.2 (8.5) | (7.5 - 9.5) | 2833 | 12 | 651 |
| | 60 | 245/60 R 20 | 107 H | SL | BSW | 15578720000 | Yes | 31.6 | 34.4 | 51.0 | 9.8 (7.0) | (7.0 - 8.5) | 2149 | 12 | 658 |
| | 60 | 275/60 R 20 | 115 H | SL | BSW | 15571900000 | Yes | 33.0 | 43.1 | 51.0 | 11.0 (8.0) | (7.5 - 9.5) | 2679 | 12 | 630 |
| | 60 | 275/60 R 20 | 115 T | SL | BSW | 15571890000 | Yes | 33.0 | 41.3 | 44.0 | 11.0 (8.0) | (7.5 - 9.5) | 2679 | 12 | 630 |
| | 60 | LT265/60 R 20 | 121/118 R | E | OWL | 15571880000 | Yes | 32.5 | 52.9 | 80.0 | 10.7 (8.0) | (7.5 - 9.5) | 3195 | 14 | 639 |
| | 60 | LT285/60 R 20 | 125/122 S | E | BSW | 15571910000 | Yes | 33.5 | 57.3 | 80.0 | 11.5 (8.5) | (8.0 - 10.0) | 3640 | 14 | 621 |
| 65 | LT275/65 R 20 | 126/123 S | E | BSW | 15571870000 | Yes | 34.1 | 56.8 | 80.0 | 11.0 (8.0) | (7.5 - 9.5) | 3750 | 14 | 610 | |
| 22 | 45 | 285/45 R 22 | 114 H | XL | BSW | 15571970000 | Yes | 32.1 | 39.8 | 51.0 | 11.2 (9.5) | (9.0 - 10.5) | 2601 | 12 | 647 |

BSW = Black Sidewall | OWL = Outlined White Letter





CROSSOVER & LT/SUV | ALL-SEASON | ALL-TERRAIN

TERRAINCONTACT™ A/T

Rim Diameter



16" - 22"

Aspect Ratio



45 - 80

Tread Pattern



Symmetric



TRACTION PLUS+ TECHNOLOGY

- Improves traction and durability
- Grips better on wet roads
- Quiets road noise

| TREADWEAR | TRACTION | TEMPERATURE | SPEED | LOAD INDEX |
|-----------|----------|-------------|----------------|------------|
| 680 | A | B | S & T (Metric) | -- |
| 680 | A | A | H & V (Metric) | -- |
| -- | -- | -- | S (LT) | -- |

Sample Vehicle Fitments Include:

- BMW X5
- Chevrolet: Silverado 1500, 2500, 3500; Tahoe
- Ford: F-150, F-250, F-350, Explorer, Expedition
- Jeep: Cherokee, Grand Cherokee, Wrangler
- Land Rover: Discovery, Range Rover, LR3, LR4
- Nissan: Titan, Armada
- Ram: 1500, 2500, 3500
- Subaru Outback
- Toyota: Tundra, FJ Cruiser
- Volkswagen Touareg

INCLUDES
60K
MILEAGE
WARRANTY

Benefits

- Full product lineup with 21 metric and 15 LT-metric sizes
- Best-in-class wet braking*
- Balanced off-road traction with on-road manners
- Quieter than a leading competitor**
- Robust durability

*Based on internal wet braking test results Continental TerrainContact A/T size 265/70R16 vs. Michelin LTX A/T2 size 265/70R16, Goodyear Wrangler All-Terrain Adventure with Kevlar size 265/70R16 and Bridgestone Dueler A/T Revo 2 size 265/70R17. Wet braking is the average of low μ and high μ values. On road results may vary.

**Based on internal noise test results Continental TerrainContact A/T size 265/70R16 vs. Michelin Defender LTX M/S size 265/70R16.



The purchase of replacement Continental tires provides an extra measure of confidence with the Total Confidence Plan.

Restrictions and limitations apply. See Total Confidence Plan for complete coverage details at <https://continentaltire.com/warranty>.



Road Hazard Coverage



60-Day Customer Satisfaction Trial¹



Flat Tire Roadside Assistance



72-Month Limited Warranty



60,000 Mileage Warranty²



Emergency Trip Interruption Coverage

¹ Coverage is within the stated duration from the date of purchase or the first 2/32^{nds} treadwear, whichever comes first.

² Mileage warranty for the rear axle of split fitments will be 50% of standard tread wearout coverage.

TERRAINCONTACT™ A/T | Product Data

CROSSOVER/LIGHT TRUCK/SUV TIRES | ALL-SEASON | ALL-TERRAIN

| RIM DIA (IN) | ASPECT RATIO (SERIES) | TIRE SIZE | LOAD/SPEED INDEX | LOAD RANGE | SIDEWALL | ARTICLE NUMBER | RIM PROTECTION | TIRE DIA (IN) | TIRE WT (LBS) | MAX PSI | OVERALL SECTION WIDTH (MEASURING RIM) (IN) | APPROVED RIM WIDTHS (IN) | MAX LOAD (LBS) | TREAD DEPTH (32 ND S) | REVS PER MILE |
|--------------|-----------------------|----------------|------------------|------------|-------------|----------------|----------------|---------------|---------------|------------|--|--------------------------|----------------|----------------------------------|---------------|
| 16 | 70 | 265/70 R 16 | 112 T | SL | OWL | 15506770000 | Yes | 30.6 | 38.6 | 44.0 | 10.7 (8.0) | (7.0 - 9.0) | 2469 | 12 | 679 |
| | 75 | 265/75 R 16 | 116 T | SL | OWL | 15506790000 | Yes | 31.6 | 41.6 | 44.0 | 10.5 (7.5) | (7.0 - 9.0) | 2756 | 12 | 656 |
| | 75 | LT245/75 R 16 | 120/116 S | E | OWL | 15506580000 | Yes | 30.5 | 51.0 | 80.0 | 9.8 (7.0) | (6.5 - 8.0) | 3086 | 16 | 682 |
| | 75 | LT265/75 R 16 | 123/120 S | E | OWL | 15506590000 | Yes | 31.6 | 53.2 | 80.0 | 10.5 (7.5) | (7.0 - 8.0) | 3415 | 16 | 656 |
| | 75 | LT285/75 R 16 | 126/123 S | E | OWL | 15506600000 | Yes | 32.8 | 59.1 | 80.0 | 11.3 (8.0) | (7.5 - 9.0) | 3750 | 16 | 633 |
| 17 | 60 | 225/60 R 17 | 99 H | SL | BSW | 15507870000 | Yes | 27.6 | 27.6 | 51.0 | 9.0 (6.5) | (6.0 - 8.0) | 1709 | 12 | 752 |
| | 65 | 245/65 R 17 | 107 T | SL | OWL | 15506800000 | Yes | 29.5 | 34.3 | 44.0 | 9.8 (7.0) | (7.0 - 8.5) | 2149 | 12 | 703 |
| | 65 | 255/65 R 17 | 110 S | SL | OWL | 15506820000 | Yes | 30.1 | 37.2 | 44.0 | 10.2 (7.5) | (7.0 - 9.0) | 2337 | 12 | 691 |
| | 65 | 255/65 R 17 | 110 S | SL | BSW | 15507020000 | Yes | 30.1 | 36.1 | 44.0 | 10.2 (7.5) | (7.0 - 9.0) | 2337 | 12 | 691 |
| | 70 | 245/70 R 17 | 110 T | SL | OWL | 15506810000 | Yes | 30.5 | 36.8 | 44.0 | 9.8 (7.0) | (6.5 - 8.0) | 2337 | 12 | 681 |
| | 70 | 265/70 R 17 | 115 S | SL | OWL | 15506840000 | Yes | 31.6 | 42.3 | 44.0 | 10.7 (8.0) | (7.0 - 9.0) | 2679 | 12 | 657 |
| | 70 | LT265/70 R 17 | 121/118 S | E | OWL | 15506650000 | Yes | 31.6 | 53.6 | 80.0 | 10.7 (8.0) | (7.0 - 8.5) | 3195 | 16 | 657 |
| | 70 | LT285/70 R 17 | 121/118 S | E | BSW | 15506670000 | Yes | 32.7 | 58.4 | 80.0 | 11.5 (8.5) | (7.5 - 9.0) | 3195 | 16 | 635 |
| | 70 | LT315/70 R 17 | 121/118 S | E | BSW | 15506680000 | Yes | 34.4 | 66.5 | 65.0 | 12.7 (9.5) | (8.0 - 11.0) | 3195 | 16 | 605 |
| | 75 | 255/75 R 17 | 115 S | SL | OWL | 15506830000 | Yes | 32.1 | 40.4 | 44.0 | 10.0 (7.0) | (6.5 - 8.5) | 2679 | 12 | 648 |
| | 75 | LT245/75 R 17 | 121/118 S | E | OWL | 15506640000 | Yes | 31.5 | 52.3 | 80.0 | 9.8 (7.0) | (6.5 - 7.5) | 3195 | 16 | 660 |
| | 80 | LT235/80 R 17 | 120/117 S | E | BSW | 15506610000 | Yes | 31.8 | 50.9 | 80.0 | 9.3 (6.5) | (6.0 - 7.5) | 3086 | 16 | 653 |
| 18 | 60 | 245/60 R 18 | 105 H | SL | BSW | 15506850000 | Yes | 29.6 | 33.9 | 44.0 | 9.8 (7.0) | (7.0 - 8.5) | 2039 | 12 | 702 |
| | 60 | 265/60 R 18 | 110 T | SL | BSW | 15506870000 | Yes | 30.5 | 38.8 | 44.0 | 10.7 (8.0) | (7.5 - 9.5) | 2337 | 12 | 681 |
| | 60 | 245/60 R 18 | 105 H | SL | BSW | 15578260000 | Yes | 29.6 | 32.8 | 44.0 | 9.8 (7.0) | (7.0 - 8.5) | 2039 | 12 | 702 |
| | 60 | 265/60 R 18 | 110 T | SL | BSW | 15574360000 | Yes | 30.5 | 38.1 | 44.0 | 10.7 (8.0) | (7.5 - 9.5) | 2337 | 12 | 681 |
| | 65 | 265/65 R 18 | 114 T | SL | BSW | 15506890000 | Yes | 31.6 | 39.2 | 44.0 | 10.7 (8.0) | (7.5 - 9.5) | 2601 | 12 | 658 |
| | 65 | 275/65 R 18 | 116 T | SL | OWL | 15506910000 | Yes | 32.1 | 42.2 | 44.0 | 11.0 (8.0) | (7.5 - 9.5) | 2756 | 12 | 648 |
| | 65 | LT275/65 R 18 | 123/120 S | E | OWL | 15506700000 | Yes | 32.1 | 56.0 | 80.0 | 11.0 (8.0) | (7.5 - 9.0) | 3415 | 16 | 648 |
| | 70 | 255/70 R 18 | 113 T | SL | OWL | 15506860000 | Yes | 32.1 | 40.6 | 44.0 | 10.2 (7.5) | (6.5 - 8.5) | 2535 | 12 | 648 |
| | 70 | 265/70 R 18 | 116 S | SL | OWL | 15506900000 | Yes | 32.6 | 44.1 | 44.0 | 10.7 (8.0) | (7.0 - 9.0) | 2756 | 12 | 637 |
| | 70 | LT265/70 R 18 | 124/121 S | E | OWL | 15506690000 | Yes | 32.6 | 55.7 | 80.0 | 10.7 (8.0) | (7.0 - 9.0) | 3525 | 16 | 637 |
| 70 | LT275/70 R 18 | 125/122 S | E | OWL | 15506710000 | Yes | 33.2 | 58.6 | 80.0 | 11.0 (8.0) | (7.0 - 8.5) | 3640 | 16 | 627 | |
| 19 | 55 | 255/55 R 19 | 111 V | XL | BSW | 15507890000 | Yes | 30.0 | 36.7 | 51.0 | 10.4 (8.0) | (7.0 - 9.0) | 2403 | 10 | 691 |
| 20 | 50 | 265/50 R 20 | 107 T | SL | BSW | 15506920000 | Yes | 30.4 | 37.7 | 44.0 | 10.9 (8.5) | (7.5 - 9.5) | 2149 | 12 | 683 |
| | 55 | 275/55 R 20 | 113 T | SL | BSW | 15506930000 | Yes | 31.9 | 42.3 | 44.0 | 11.2 (8.5) | (7.5 - 9.5) | 2535 | 12 | 651 |
| | 55 | 275/55 R 20 | 117 H | XL | BSW | 15578690000 | Yes | 31.9 | 41.4 | 50.0 | 11.2 (8.5) | (7.5 - 9.5) | 2833 | 12 | 651 |
| | 55 | LT 275/55 R 20 | 120/117 S | E | BSW | 15578700000 | Yes | 31.9 | 54.5 | 80.0 | 11.2 (8.5) | (7.5 - 9.5) | 3085 | 16 | 651 |
| | 60 | 275/60 R 20 | 115 S | SL | BSW | 15506940000 | Yes | 33.0 | 43.0 | 44.0 | 11.0 (8.0) | (7.5 - 9.5) | 2679 | 12 | 630 |
| | 60 | LT265/60 R 20 | 121/118 S | E | BSW | 15506720000 | Yes | 32.5 | 56.9 | 80.0 | 10.7 (8.0) | (7.5 - 9.5) | 3195 | 16 | 639 |
| | 60 | LT285/60 R 20 | 125/122 S | E | BSW | 15506740000 | Yes | 33.5 | 62.8 | 80.0 | 11.5 (8.5) | (8.0 - 10.0) | 3640 | 16 | 621 |
| | 65 | LT275/65 R 20 | 126/123 S | E | BSW | 15506730000 | Yes | 34.1 | 60.6 | 80.0 | 11.0 (8.0) | (7.5 - 9.5) | 3750 | 16 | 610 |
| 22 | 45 | 285/45 R 22 | 114 H | XL | BSW | 15506950000 | Yes | 32.1 | 42.7 | 51.0 | 11.2 (9.5) | (9.0 - 10.5) | 2601 | 12 | 647 |
| | 50 | 275/50 R 22 | 115 T | XL | BSW | 15578750000 | Yes | 32.8 | 41.6 | 50.0 | 11.2 (8.5) | (7.5 - 9.5) | 2679 | 12 | 633 |

BSW = Black Sidewall | OWL = Outlined White Letter





PASSENGER, CROSSOVER & LT/SUV | WINTER | TOURING

VIKING CONTACT™ 7

Rim Diameter



15" - 22"

Aspect Ratio



35 - 70

Tread Pattern



Directional

| TREADWEAR | TRACTION | TEMPERATURE | SPEED | LOAD INDEX |
|-----------|----------|-------------|-------|------------|
| -- | -- | -- | T & H | -- |

Benefits

- Superb grip
- Powerful traction and braking
- Confident steering response



POLARPLUS+ TECHNOLOGY

- Keeps tread flexible in cold temperatures
- Grips better in winter conditions
- Stops shorter on snow and ice-covered roads



3-Peak Mountain Snowflake

Meets the severe snow service requirements of the U.S. Tire Manufacturer's Association (USTMA) and the Tire and Rubber Association of Canada (TRAC).

Sample Vehicle Fitments Include:

- Acura
- Audi
- BMW
- Buick
- Cadillac
- Chevrolet
- Ford
- Honda
- Hyundai
- Jeep
- Lexus
- Mazda
- Mercedes-Benz
- MINI
- Nissan
- Subaru
- Toyota
- Volvo



The purchase of replacement Continental tires provides an extra measure of confidence with the Total Confidence Plan.

Restrictions and limitations apply. See Total Confidence Plan for complete coverage details at <https://continentaltire.com/warranty>.



Road Hazard Coverage



60-Day Customer Satisfaction Trial¹



Flat Tire Roadside Assistance



72-Month Limited Warranty



Emergency Trip Interruption Coverage

¹ Coverage is within the stated duration from the date of purchase or the first 2/32^{nds} treadwear, whichever comes first.

VIKINGCONTACT™ 7 | Product Data

PASSENGER/CROSSOVER/LIGHT TRUCK/SUV TIRES | WINTER | TOURING

| RIM DIA (IN) | ASPECT RATIO (SERIES) | TIRE SIZE | LOAD/SPEED INDEX | LOAD RANGE | SIDEWALL | ARTICLE NUMBER | RIM PROTECTION | TIRE DIA (IN) | TIRE WT (LBS) | MAX PSI | OVERALL SECTION WIDTH (MEASURING RIM) (IN) | APPROVED RIM WIDTHS (IN) | MAX LOAD (LBS) | TREAD DEPTH (32 ND S) | REVS PER MILE |
|--------------|-----------------------|-------------|------------------|------------|-------------|----------------|----------------|---------------|---------------|-----------|--|--------------------------|----------------|----------------------------------|---------------|
| 15 | 55 | 175/55 R 15 | 77 T | SL | BSW | 03449770000 | No | 226 | 14.8 | 44.0 | 7.2 (5.5) | (5.0 - 6.0) | 908 | 10 | 920 |
| | 55 | 185/55 R 15 | 86 T | XL | BSW | 03449800000 | No | 230 | 15.8 | 51.0 | 7.6 (6.0) | (5.0 - 6.5) | 1168 | 10 | 903 |
| | 55 | 195/55 R 15 | 89 T | XL | BSW | 03449840000 | No | 234 | 17.7 | 51.0 | 7.9 (6.0) | (5.5 - 7.0) | 1279 | 10 | 886 |
| | 60 | 185/60 R 15 | 88 T | XL | BSW | 03453330000 | No | 237 | 16.8 | 51.0 | 7.4 (5.5) | (5.0 - 6.5) | 1235 | 10 | 875 |
| | 60 | 195/60 R 15 | 92 T | XL | BSW | 03449870000 | No | 242 | 19.1 | 51.0 | 7.9 (6.0) | (5.5 - 7.0) | 1389 | 10 | 858 |
| | 65 | 145/65 R 15 | 72 T | SL | BSW | 03449730000 | No | 224 | 13.1 | 44.0 | 5.9 (4.5) | (4.0 - 5.0) | 783 | 10 | 927 |
| | 65 | 175/65 R 15 | 88 T | XL | BSW | 03453710000 | No | 240 | 16.2 | 51.0 | 7.0 (5.0) | (5.0 - 6.0) | 1235 | 10 | 867 |
| | 65 | 185/65 R 15 | 92 T | XL | BSW | 03452350000 | No | 245 | 17.8 | 51.0 | 7.4 (5.5) | (5.0 - 6.5) | 1389 | 10 | 849 |
| | 65 | 195/65 R 15 | 95 T | XL | BSW | 03454080000 | No | 250 | 19.0 | 51.0 | 7.9 (6.0) | (5.5 - 7.0) | 1521 | 11 | 832 |
| | 65 | 205/65 R 15 | 99 T | XL | BSW | 03449990000 | No | 255 | 21.5 | 51.0 | 8.2 (6.0) | (5.5 - 7.5) | 1709 | 10 | 815 |
| 70 | 205/70 R 15 | 100 T | XL | BSW | 03452370000 | No | 263 | 24.6 | 51.0 | 8.2 (6.0) | (5.0 - 7.0) | 1764 | 10 | 790 | |
| 16 | 50 | 195/50 R 16 | 88 T | XL | BSW | 03449830000 | No | 237 | 17.6 | 51.0 | 7.9 (6.0) | (5.5 - 7.0) | 1235 | 10 | 877 |
| | 55 | 195/55 R 16 | 91 T | XL | BSW | 03449850000 | No | 244 | 19.5 | 51.0 | 7.9 (6.0) | (5.5 - 7.0) | 1356 | 10 | 850 |
| | 55 | 205/55 R 16 | 94 T | XL | BSW | 03452380000 | No | 249 | 20.7 | 51.0 | 8.4 (6.5) | (5.5 - 7.5) | 1477 | 10 | 835 |
| | 55 | 215/55 R 16 | 97 T | XL | BSW | 03450050000 | No | 253 | 23.2 | 51.0 | 8.9 (7.0) | (6.0 - 7.5) | 1609 | 10 | 821 |
| | 55 | 225/55 R 16 | 99 T | XL | BSW | 03450360000 | No | 257 | 24.2 | 51.0 | 9.2 (7.0) | (6.0 - 8.0) | 1709 | 10 | 807 |
| | 60 | 195/60 R 16 | 93 T | XL | BSW | 03449880000 | No | 252 | 19.9 | 51.0 | 7.9 (6.0) | (5.5 - 7.0) | 1433 | 10 | 824 |
| | 60 | 205/60 R 16 | 96 T | XL | BSW | 03452390000 | No | 257 | 21.6 | 51.0 | 8.2 (6.0) | (5.5 - 7.5) | 1565 | 10 | 809 |
| | 60 | 215/60 R 16 | 99 T | XL | BSW | 03452400000 | No | 262 | 22.8 | 51.0 | 8.7 (6.5) | (6.0 - 7.5) | 1709 | 10 | 794 |
| | 60 | 225/60 R 16 | 102 T | XL | BSW | 03452410000 | No | 266 | 26.1 | 51.0 | 9.0 (6.5) | (6.0 - 8.0) | 1874 | 10 | 780 |
| | 65 | 205/65 R 16 | 99 H | XL | BSW | 03452750000 | No | 265 | 21.9 | 51.0 | 8.2 (6.0) | (5.5 - 7.5) | 1709 | 10 | 784 |
| | 65 | 215/65 R 16 | 102 T | XL | BSW | 04400260000 | Yes | 270 | 25.3 | 51.0 | 8.7 (6.5) | (6.0 - 7.5) | 1874 | 10 | 769 |
| | 65 | 225/65 R 16 | 104 T | XL | BSW | 03452770000 | Yes | 275 | 28.0 | 51.0 | 9.0 (6.5) | (6.0 - 8.0) | 1984 | 10 | 755 |
| | 70 | 215/70 R 16 | 100 T | SL | BSW | 03450190000 | Yes | 279 | 28.4 | 44.0 | 8.7 (6.5) | (5.5 - 7.0) | 1764 | 10 | 746 |
| | 70 | 225/70 R 16 | 107 T | XL | BSW | 04400490000 | Yes | 284 | 28.7 | 51.0 | 9.0 (6.5) | (6.0 - 7.5) | 2149 | 10 | 731 |
| 70 | 235/70 R 16 | 109 T | XL | BSW | 04400500000 | Yes | 290 | 30.9 | 51.0 | 9.4 (7.0) | (6.0 - 8.0) | 2271 | 10 | 718 | |
| 70 | 245/70 R 16 | 111 T | XL | BSW | 03453360000 | Yes | 295 | 32.9 | 51.0 | 9.8 (7.0) | (6.5 - 8.0) | 2403 | 10 | 704 | |
| 17 | 45 | 205/45 R 17 | 88 T | XL | BSW | 03449900000 | Yes | 243 | 19.2 | 51.0 | 8.1 (7.0) | (6.5 - 7.5) | 1235 | 10 | 856 |
| | 45 | 215/45 R 17 | 91 T | XL | BSW | 03450010000 | Yes | 246 | 19.9 | 51.0 | 8.4 (7.0) | (7.0 - 8.0) | 1356 | 10 | 844 |
| | 45 | 225/45 R 17 | 94 T | XL | BSW | 03452450000 | Yes | 250 | 21.9 | 51.0 | 8.9 (7.5) | (7.0 - 8.5) | 1477 | 10 | 832 |
| | 45 | 235/45 R 17 | 97 T | XL | BSW | 03450730000 | Yes | 253 | 24.2 | 51.0 | 9.3 (8.0) | (7.5 - 9.0) | 1609 | 10 | 820 |
| | 45 | 245/45 R 17 | 99 T | XL | BSW | 03450960000 | Yes | 257 | 26.4 | 51.0 | 9.6 (8.0) | (7.5 - 9.0) | 1709 | 10 | 809 |
| | 50 | 205/50 R 17 | 93 T | XL | BSW | 03452420000 | Yes | 251 | 20.4 | 51.0 | 8.4 (6.5) | (5.5 - 7.5) | 1433 | 10 | 829 |
| | 50 | 215/50 R 17 | 95 T | XL | BSW | 03452430000 | Yes | 255 | 23.8 | 51.0 | 8.9 (7.0) | (6.0 - 7.5) | 1521 | 10 | 816 |
| | 50 | 225/50 R 17 | 98 T | XL | BSW | 03450340000* | Yes | 259 | 32.0 | 51.0 | 9.2 (7.0) | (6.0 - 8.0) | 1653 | 10 | 803 |
| | 50 | 225/50 R 17 | 98 T | XL | BSW | 03452460000 | Yes | 259 | 24.3 | 51.0 | 9.2 (7.0) | (6.0 - 8.0) | 1653 | 10 | 803 |
| | 50 | 235/50 R 17 | 100 T | XL | BSW | 03450770000 | Yes | 263 | 25.9 | 51.0 | 9.6 (7.5) | (6.5 - 8.5) | 1764 | 10 | 791 |
| | 55 | 205/55 R 17 | 95 T | XL | BSW | 03449950000 | No | 259 | 21.9 | 51.0 | 8.4 (6.5) | (5.5 - 7.5) | 1521 | 10 | 803 |
| | 55 | 215/55 R 17 | 98 T | XL | BSW | 03452440000 | No | 263 | 21.6 | 51.0 | 8.9 (7.0) | (6.0 - 7.5) | 1653 | 10 | 790 |
| | 55 | 225/55 R 17 | 101 T | XL | BSW | 03452470000 | No | 267 | 25.1 | 51.0 | 9.2 (7.0) | (6.0 - 8.0) | 1819 | 10 | 777 |
| 55 | 235/55 R 17 | 103 T | XL | BSW | 03452480000 | No | 272 | 28.4 | 51.0 | 9.6 (7.5) | (6.5 - 8.5) | 1929 | 10 | 764 | |

BSW = Black Sidewall | * = Self-Supporting Runflat



VIKINGCONTACT™ 7 | Product Data

PASSENGER/CROSSOVER/LIGHT TRUCK/SUV TIRES | WINTER | TOURING

| RIM DIA (IN) | ASPECT RATIO (SERIES) | TIRE SIZE | LOAD/SPEED INDEX | LOAD RANGE | SIDEWALL | ARTICLE NUMBER | RIM PROTECTION | TIRE DIA (IN) | TIRE WT (LBS) | MAX PSI | OVERALL SECTION WIDTH (MEASURING RIM) (IN) | APPROVED RIM WIDTHS (IN) | MAX LOAD (LBS) | TREAD DEPTH (32nds) | REVS PER MILE |
|--------------|-----------------------|-------------|------------------|------------|-------------|----------------|----------------|---------------|---------------|------------|--|--------------------------|----------------|---------------------|---------------|
| 17 | 60 | 215/60 R 17 | 100 T | XL | BSW | 04400270000 | Yes | 27.2 | 25.9 | 51.0 | 8.7 (6.5) | (6.0 - 7.5) | 1764 | 10 | 765 |
| | 60 | 225/60 R 17 | 103 T | XL | BSW | 04400290000 | Yes | 27.6 | 27.1 | 51.0 | 9.0 (6.5) | (6.0 - 8.0) | 1929 | 10 | 752 |
| | 60 | 225/60 R 17 | 99 T | SL | BSW | 03450660000* | Yes | 27.6 | 35.8 | 44.0 | 9.0 (6.5) | (6.0 - 8.0) | 1709 | 10 | 752 |
| | 60 | 235/60 R 17 | 106 T | XL | BSW | 04400310000 | Yes | 28.1 | 29.8 | 51.0 | 9.4 (7.0) | (6.5 - 8.5) | 2094 | 10 | 739 |
| | 65 | 215/65 R 17 | 103 T | XL | BSW | 04400280000 | Yes | 28.0 | 25.9 | 51.0 | 8.7 (6.5) | (6.0 - 7.5) | 1929 | 10 | 742 |
| | 65 | 225/65 R 17 | 106 T | XL | BSW | 04400300000 | Yes | 28.5 | 29.7 | 51.0 | 9.0 (6.5) | (6.0 - 8.0) | 2094 | 10 | 729 |
| | 65 | 235/65 R 17 | 108 T | XL | BSW | 04400320000 | Yes | 29.0 | 31.8 | 51.0 | 9.4 (7.0) | (6.5 - 8.5) | 2205 | 10 | 716 |
| | 65 | 245/65 R 17 | 111 T | XL | BSW | 04400330000 | Yes | 29.5 | 35.0 | 51.0 | 9.8 (7.0) | (7.0 - 8.5) | 2403 | 11 | 703 |
| | 65 | 265/65 R 17 | 116 T | XL | BSW | 04400340000 | Yes | 30.6 | 37.1 | 51.0 | 10.7 (8.0) | (7.5 - 9.5) | 2756 | 11 | 680 |
| | 70 | 235/70 R 17 | 111 T | XL | BSW | 03452340000 | Yes | 30.0 | 34.8 | 51.0 | 9.4 (7.0) | (6.0 - 8.0) | 2403 | 10 | 694 |
| | 70 | 245/70 R 17 | 114 T | XL | BSW | 04400510000 | Yes | 30.5 | 33.5 | 51.0 | 9.8 (7.0) | (6.5 - 8.0) | 2601 | 10 | 681 |
| 70 | 265/70 R 17 | 116 T | XL | BSW | 04400520000 | Yes | 31.6 | 38.3 | 51.0 | 10.7 (8.0) | (7.0 - 9.0) | 2756 | 10 | 657 | |
| 18 | 40 | 225/40 R 18 | 92 T | XL | BSW | 03452860000 | Yes | 25.1 | 23.0 | 51.0 | 9.1 (8.0) | (7.5 - 9.0) | 1389 | 10 | 828 |
| | 40 | 235/40 R 18 | 95 T | XL | BSW | 03450710000 | Yes | 25.4 | 23.7 | 51.0 | 9.5 (8.5) | (8.0 - 9.5) | 1521 | 10 | 818 |
| | 40 | 245/40 R 18 | 97 T | XL | BSW | 03453350000 | Yes | 25.7 | 24.9 | 51.0 | 9.8 (8.5) | (8.0 - 9.5) | 1609 | 10 | 808 |
| | 45 | 225/45 R 18 | 95 T | XL | BSW | 03450260000* | Yes | 26.0 | 29.4 | 51.0 | 8.9 (7.5) | (7.0 - 8.5) | 1521 | 10 | 800 |
| | 45 | 225/45 R 18 | 95 T | XL | BSW | 03452500000 | Yes | 26.0 | 24.4 | 51.0 | 8.9 (7.5) | (7.0 - 8.5) | 1521 | 10 | 800 |
| | 45 | 235/45 R 18 | 98 T | XL | BSW | 03452540000 | Yes | 26.3 | 24.9 | 51.0 | 9.3 (8.0) | (7.5 - 9.0) | 1653 | 10 | 789 |
| | 45 | 245/45 R 18 | 100 T | XL | BSW | 03452570000 | Yes | 26.7 | 27.1 | 51.0 | 9.6 (8.0) | (7.5 - 9.0) | 1764 | 10 | 779 |
| | 45 | 255/45 R 18 | 103 T | XL | BSW | 03451350000 | Yes | 27.0 | 30.5 | 51.0 | 10.0 (8.5) | (8.0 - 9.5) | 1929 | 10 | 768 |
| | 50 | 215/50 R 18 | 96 T | XL | BSW | 03450030000 | Yes | 26.5 | 24.2 | 51.0 | 8.9 (7.0) | (6.0 - 7.5) | 1565 | 10 | 785 |
| | 50 | 225/50 R 18 | 99 T | XL | BSW | 03452510000 | Yes | 26.9 | 24.3 | 51.0 | 9.2 (7.0) | (6.0 - 8.0) | 1709 | 10 | 773 |
| | 50 | 235/50 R 18 | 101 T | XL | BSW | 03452550000 | Yes | 27.3 | 27.9 | 51.0 | 9.6 (7.5) | (6.5 - 8.5) | 1819 | 10 | 762 |
| | 55 | 225/55 R 18 | 102 T | XL | BSW | 03452520000 | Yes | 27.7 | 26.0 | 51.0 | 9.2 (7.0) | (6.0 - 8.0) | 1874 | 10 | 749 |
| | 55 | 235/55 R 18 | 104 T | XL | BSW | 03452560000 | No | 28.2 | 31.0 | 51.0 | 9.6 (7.5) | (6.5 - 8.5) | 1984 | 10 | 737 |
| | 60 | 225/60 R 18 | 104 T | XL | BSW | 03452530000 | Yes | 28.6 | 29.5 | 51.0 | 9.0 (6.5) | (6.0 - 8.0) | 1984 | 10 | 726 |
| | 60 | 235/60 R 18 | 107 T | XL | BSW | 04400350000 | Yes | 29.1 | 33.7 | 51.0 | 9.4 (7.0) | (6.5 - 8.5) | 2149 | 10 | 714 |
| | 60 | 245/60 R 18 | 109 H | XL | BSW | 03452620000 | Yes | 29.6 | 32.6 | 51.0 | 9.8 (7.0) | (7.0 - 8.5) | 2271 | 11 | 702 |
| | 60 | 255/60 R 18 | 112 T | XL | BSW | 03451430000 | Yes | 30.0 | 37.2 | 51.0 | 10.2 (7.5) | (7.0 - 9.0) | 2469 | 11 | 691 |
| | 60 | 265/60 R 18 | 114 T | XL | BSW | 04400370000 | Yes | 30.5 | 36.6 | 51.0 | 10.7 (8.0) | (7.5 - 9.5) | 2601 | 11 | 681 |
| 65 | 235/65 R 18 | 110 T | XL | BSW | 04400360000 | Yes | 30.0 | 33.7 | 51.0 | 9.4 (7.0) | (6.5 - 8.5) | 2337 | 10 | 692 | |
| 65 | 275/65 R 18 | 116 T | XL | BSW | 04400530000 | Yes | 32.1 | 42.0 | 51.0 | 11.0 (8.0) | (7.5 - 9.5) | 2756 | 11 | 648 | |
| 19 | 35 | 235/35 R 19 | 91 T | XL | BSW | 03453850000 | Yes | 25.5 | 23.8 | 51.0 | 9.5 (8.5) | (8.0 - 9.5) | 1356 | 10 | 815 |
| | 35 | 255/35 R 19 | 96 T | XL | BSW | 03451290000 | Yes | 26.0 | 26.1 | 51.0 | 10.2 (9.0) | (8.5 - 10.0) | 1565 | 10 | 798 |
| | 40 | 235/40 R 19 | 96 T | XL | BSW | 03450720000 | Yes | 26.4 | 27.0 | 51.0 | 9.5 (8.5) | (8.0 - 9.5) | 1565 | 10 | 787 |
| | 40 | 245/40 R 19 | 98 T | XL | BSW | 03450940000 | Yes | 26.7 | 25.7 | 51.0 | 9.8 (8.5) | (8.0 - 9.5) | 1653 | 10 | 778 |
| | 40 | 255/40 R 19 | 100 T | XL | BSW | 03451320000 | Yes | 27.0 | 27.4 | 51.0 | 10.2 (9.0) | (8.5 - 10.0) | 1764 | 10 | 769 |
| | 45 | 225/45 R 19 | 96 T | XL | BSW | 03450300000 | Yes | 27.0 | 24.6 | 51.0 | 8.9 (7.5) | (7.0 - 8.5) | 1565 | 10 | 770 |
| | 45 | 245/45 R 19 | 102 T | XL | BSW | 03452580000 | Yes | 27.7 | 27.7 | 51.0 | 9.6 (8.0) | (7.5 - 9.0) | 1874 | 10 | 750 |
| | 45 | 255/45 R 19 | 104 T | XL | BSW | 03451360000 | Yes | 28.0 | 29.3 | 51.0 | 10.0 (8.5) | (8.0 - 9.5) | 1984 | 10 | 741 |
| | 50 | 255/50 R 19 | 107 T | XL | BSW | 04400390000 | Yes | 29.0 | 33.9 | 51.0 | 10.4 (8.0) | (7.0 - 9.0) | 2149 | 10 | 715 |
| | 55 | 235/55 R 19 | 105 T | XL | BSW | 04400380000 | Yes | 29.2 | 30.9 | 51.0 | 9.6 (7.5) | (6.5 - 8.5) | 2039 | 10 | 712 |
| | 55 | 265/55 R 19 | 113 T | XL | BSW | 03451470000 | Yes | 30.5 | 38.5 | 51.0 | 10.9 (8.5) | (7.5 - 9.5) | 2535 | 10 | 682 |
| | 70 | 155/70 R 19 | 88 T | XL | BSW | 03449750000 | No | 27.5 | 18.8 | 51.0 | 6.2 (4.5) | (4.0 - 5.0) | 1235 | 10 | 754 |
| 20 | 35 | 255/35 R 20 | 97 T | XL | BSW | 03451300000 | Yes | 27.0 | 27.0 | 51.0 | 10.2 (9.0) | (8.5 - 10.0) | 1609 | 10 | 769 |
| | 45 | 245/45 R 20 | 103 T | XL | BSW | 03451230000 | Yes | 28.7 | 28.1 | 51.0 | 9.6 (8.0) | (7.5 - 9.0) | 1929 | 10 | 724 |

BSW = Black Sidewall | * = Self-Supporting Runflat

VIKINGCONTACT™ 7 | Product Data

PASSENGER/CROSSOVER/LIGHT TRUCK/SUV TIRES | WINTER | TOURING

| RIM DIA (IN) | ASPECT RATIO (SERIES) | TIRE SIZE | LOAD/SPEED INDEX | LOAD RANGE | SIDEWALL | ARTICLE NUMBER | RIM PROTECTION | TIRE DIA (IN) | TIRE WT (LBS) | MAX PSI | OVERALL SECTION WIDTH (MEASURING RIM) (IN) | APPROVED RIM WIDTHS (IN) | MAX LOAD (LBS) | TREAD DEPTH (32 ^{nds}) | REVS PER MILE |
|--------------|-----------------------|-------------|------------------|------------|----------|----------------|----------------|---------------|---------------|---------|--|--------------------------|----------------|----------------------------------|---------------|
| 20 | 45 | 255/45 R 20 | 105 T | XL | BSW | 03451370000 | Yes | 29.0 | 32.4 | 51.0 | 10.0 (8.5) | (8.0 - 9.5) | 2039 | 10 | 715 |
| | 45 | 265/45 R 20 | 108 T | XL | BSW | 03451440000 | Yes | 29.4 | 35.1 | 51.0 | 10.5 (9.0) | (8.5 - 10.0) | 2205 | 10 | 707 |
| | 50 | 235/50 R 20 | 104 T | XL | BSW | 03454050000 | Yes | 29.3 | 28.3 | 51.0 | 9.6 (7.5) | (6.5 - 8.5) | 1984 | 10 | 710 |
| | 50 | 245/50 R 20 | 105 H | XL | BSW | 03452790000 | Yes | 29.6 | 30.4 | 51.0 | 10.0 (7.5) | (7.0 - 8.5) | 2039 | 10 | 701 |
| | 50 | 275/50 R 20 | 113 T | XL | BSW | 03454020000 | Yes | 30.8 | 33.5 | 51.0 | 11.2 (8.5) | (7.5 - 9.5) | 2535 | 11 | 674 |
| | 55 | 255/55 R 20 | 110 T | XL | BSW | 03454010000 | Yes | 31.0 | 35.4 | 51.0 | 10.4 (8.0) | (7.0 - 9.0) | 2337 | 11 | 669 |
| | 55 | 275/55 R 20 | 117 T | XL | BSW | 04400540000 | Yes | 31.9 | 40.3 | 51.0 | 11.2 (8.5) | (7.5 - 9.5) | 2833 | 10 | 651 |
| | 55 | 275/55 R 20 | 117 T | SL | BSW | 03454570000 | Yes | 31.9 | 33.6 | 51.0 | 11.2 (8.5) | (7.5 - 9.5) | 2833 | 11 | 651 |
| | 60 | 235/60 R 20 | 108 T | XL | BSW | 03454060000 | Yes | 31.1 | 33.0 | 51.0 | 9.4 (7.0) | (6.5 - 8.5) | 2205 | 11 | 668 |
| 22 | 45 | 285/45 R 22 | 114 T | XL | BSW | 03453730000 | Yes | 32.1 | 38.6 | 51.0 | 11.2 (9.5) | (9.0 - 10.5) | 2601 | 10 | 647 |

BSW = Black Sidewall

ORIGINAL EQUIPMENT PRODUCTS



4x4 Contact™*



ContiCrossContact™ LX



ContiCrossContact™ LX²⁰



ContiPremiumContact™ 2



ContiProContact™*



ContiSportContact™ 2



ContiSportContact™ 3



ContiSportContact™ 5



ContiSportContact™ 5P



ContiTouringContact™ CV95



ContiTrac™*



ContiWinterContact™ TS 830 P



CrossContact™ ATR



CrossContact™ LX Sport



CrossContact™ RX



CrossContact™ UHP



PremiumContact™ 6



ProContact™ GX



ProContact™ RX



ProContact™ TX



sContact™



SportContact™ 6



SportContact™ 7



TerrainContact™ A/T



VancoFourSeason™



VanContact™ A/S



VanContact™ Winter



WinterContact™ TS 850 P



WinterContact™ TS 860 S

*Sidewall may vary.

| OE PRODUCT LINE | RIM DIA (IN) | ASPECT RATIO (SERIES) | TIRE SIZE | LOAD/SPEED INDEX | LOAD RANGE | SIDEWALL | ARTICLE NUMBER | RIM PROTECTION | TIRE DIA (IN) | TIRE WT (LBS) | MAX (PSI) | OVERALL SECTION WIDTH (MEASURING RIM)-(IN) | APPROVED RIM WIDTHS (IN) | MAX LOAD (LBS) | TREAD DEPTH (3 ² ND ^S) | REVS PER MILE | UTQG |
|---------------------------|--------------|-----------------------|-------------|------------------|------------|----------|----------------|----------------|---------------|---------------|-----------|--|--------------------------|----------------|---|---------------|---------|
| 4X4Contact™ Family | | | | | | | | | | | | | | | | | |
| VOLVO | 16 | 65 | 215/65 R 16 | 102 V | XL | BSW | 03549070000 | No | 27.0 | 221 | 51.0 | 8.7 (6.5) | (6.0 - 7.5) | 1873 | 10 | 769 | 360 A A |
| LAND ROVER | 17 | 70 | 235/70 R 17 | 111 H | XL | BSW | 03548970000 | No | 30.0 | 30.0 | 51.0 | 9.4 (7.0) | (6.0 - 8.0) | 2403 | 11 | 692 | 360 A A |
| MERCEDES-BENZ | | 65 | 235/65 R 17 | 104 H | SL | BSW | 03591340000 | No | 29.0 | 27.2 | 50.0 | 9.4 (7.0) | (6.5 - 8.5) | 1984 | 10 | 716 | 420 A A |
| | 18 | 60 | 265/60 R 18 | 110 V | SL | BSW | 03549120000 | No | 30.5 | 33.1 | 51.0 | 10.7 (8.0) | (7.5 - 9.5) | 2336 | 10 | 681 | 420 A A |
| VOLVO | | 60 | 235/60 R 18 | 103 H | SL | BSW | 03545130000 | No | 29.1 | 27.6 | 51.0 | 9.4 (7.0) | (6.5 - 8.5) | 1929 | 10 | 714 | 360 A A |
| BMW | 19 | 50 | 255/50 R 19 | 107 H | XL | BSW | 03546680000* | No | 29.0 | 38.2 | 51.0 | 10.4 (8.0) | (7.0 - 9.0) | 2149 | 10 | 716 | 360 A A |
| LAND ROVER | | 55 | 255/55 R 19 | 111 V | XL | BSW | 03548930000 | No | 30.0 | 33.3 | 51.0 | 10.4 (8.0) | (7.0 - 9.0) | 2403 | 10 | 692 | 360 A A |
| | 19 | 50 | 235/50 R 19 | 99 H | SL | BSW | 03549050000 | No | 28.3 | 26.0 | 51.0 | 9.6 (7.5) | (6.5 - 8.5) | 1708 | 10 | 734 | 360 A A |
| MERCEDES-BENZ | | 50 | 255/50 R 19 | 107 H | XL | BSW | 03545900000 | No | 29.0 | 29.2 | 51.0 | 10.4 (8.0) | (7.0 - 9.0) | 2149 | 10 | 716 | 360 A A |
| | | 55 | 275/55 R 19 | 111 H | SL | BSW | 03549140000 | No | 30.9 | 34.4 | 51.0 | 11.2 (8.5) | (7.0 - 9.0) | 2403 | 10 | 672 | 360 A A |
| | 20 | 45 | 265/45 R 20 | 108 H | XL | BSW | 03540280000 | No | 29.4 | 29.5 | 51.0 | 10.5 (9.0) | (8.5 - 10.0) | 2204 | 10 | 707 | 360 A A |

ContiPremiumContact™ 2

| | | | | | | | | | | | | | | | | | |
|------|----|----|-------------|------|----|-----|--------------|----|------|------|------|-----------|-------------|------|----|-----|----------|
| MINI | 16 | 55 | 195/55 R 16 | 87 V | SL | BSW | 03579380000* | No | 24.4 | 21.4 | 51.0 | 7.9 (6.0) | (5.5 - 7.0) | 1201 | 10 | 850 | 280 AA A |
| | 17 | 55 | 205/55 R 17 | 91 V | XL | BSW | 03580030000* | No | 25.9 | 23.4 | 51.0 | 8.4 (6.5) | (5.5 - 7.5) | 1356 | 10 | 803 | 280 AA A |

ContiProContact™

| | | | | | | | | | | | | | | | | | |
|------------|----|----|---------------|------|----|-----|--------------|----|------|------|------|-----------|-------------|------|----|-----|----------|
| FIAT | 15 | 55 | 185/55 R 15 | 82 H | SL | BSW | 15487990000 | No | 23.0 | 16.7 | 51.0 | 7.9 (6.0) | (5.5 - 7.0) | 1047 | 10 | 903 | 500 AA A |
| FORD | | 65 | 195/65 R 15 | 91 H | SL | BSW | 15485990000 | No | 25.0 | 17.9 | 51.0 | 7.9 (6.0) | (5.5 - 7.0) | 1355 | 10 | 831 | 500 AA A |
| HONDA | | 65 | P195/65 R 15 | 89 H | SL | BSW | 15482860000 | No | 25.0 | 17.2 | 44.0 | 7.9 (6.0) | (5.5 - 7.0) | 1278 | 10 | 831 | 500 AA A |
| MINI | | 65 | 175/65 R 15 | 84 H | SL | BSW | 03526250000 | No | 24.0 | 14.8 | 51.0 | 7.2 (5.0) | (5.0 - 6.0) | 1102 | 9 | 866 | 400 AA A |
| NISSAN | | 65 | P185/65 R 15 | 86 H | SL | BSW | 15490600000 | No | 24.5 | 15.6 | 51.0 | 7.4 (5.5) | (5.0 - 6.5) | 1168 | 10 | 848 | 500 AA A |
| CHEVROLET | 16 | 60 | P 215/60 R 16 | 94 S | SL | BSW | 15481530000 | No | 26.2 | 19.4 | 44.0 | 8.7 (6.5) | (6.0 - 7.0) | 1521 | 10 | 793 | 540 A A |
| | | 70 | P 205/70 R 16 | 96 H | SL | BSW | 15496930000 | No | 27.3 | 20.3 | 51.0 | 8.2 (6.0) | (5.0 - 7.0) | 1565 | 10 | 761 | 500 AA A |
| FIAT | | 55 | 205/55 R 16 | 91 H | SL | BSW | 15491170000 | No | 24.9 | 17.9 | 51.0 | 8.4 (6.5) | (5.5 - 7.5) | 1355 | 10 | 834 | 500 AA A |
| MINI | | 55 | 195/55 R 16 | 87 V | SL | BSW | 03526260000* | No | 24.4 | 21.3 | 51.0 | 7.9 (6.0) | (5.5 - 7.0) | 1201 | 9 | 851 | 400 AA A |
| NISSAN | | 55 | P195/55 R 16 | 86 H | SL | BSW | 15481540000 | No | 24.4 | 15.4 | 51.0 | 7.9 (6.0) | (5.5 - 7.0) | 1168 | 10 | 851 | 540 A A |
| | 17 | 55 | P205/55 R 16 | 89 H | SL | BSW | 15490310000 | No | 24.9 | 18.0 | 51.0 | 8.4 (6.5) | (5.5 - 7.5) | 1278 | 10 | 834 | 500 AA A |
| TOYOTA | | 55 | P205/55 R 16 | 89 H | SL | BSW | 15489370000 | No | 24.9 | 19.0 | 51.0 | 8.4 (6.5) | (5.5 - 7.5) | 1278 | 10 | 834 | 500 AA A |
| VOLKSWAGEN | | 60 | 215/60 R 16 | 95 T | SL | BSW | 15483490000 | No | 26.2 | 20.8 | 44.0 | 8.7 (6.5) | (6.0 - 7.0) | 1521 | 10 | 793 | 500 AA A |
| AUDI | 17 | 45 | 225/45 R 17 | 94 H | XL | BSW | 15486790000 | No | 25.0 | 20.3 | 51.0 | 8.9 (7.5) | (7.0 - 8.5) | 1355 | 10 | 831 | 400 A A |
| CHEVROLET | | 50 | P 225/50 R 17 | 93 H | SL | BSW | 15448850000 | No | 25.9 | 21.9 | 51.0 | 9.2 (7.0) | (6.0 - 8.0) | 1433 | 10 | 802 | 500 AA A |
| CHRYSLER | | 55 | 225/55 R 17 | 97 H | SL | BSW | 15491200000 | No | 26.7 | 23.3 | 51.0 | 9.2 (7.0) | (6.0 - 8.0) | 1609 | 10 | 775 | 500 AA A |
| FORD | | 50 | 215/50 R 17 | 91 H | SL | BSW | 15482660000 | No | 25.5 | 21.6 | 51.0 | 8.9 (7.0) | (6.0 - 7.0) | 1355 | 10 | 815 | 500 AA A |
| | | 55 | 235/55 R 17 | 99 H | SL | BSW | 15484790000 | No | 27.2 | 25.5 | 51.0 | 9.6 (7.5) | (6.5 - 8.5) | 1708 | 10 | 764 | 500 AA A |

BSW = Black Sidewall | * = Self-Supporting Runflat

| OE PRODUCT LINE | RIM DIA (IN) | ASPECT RATIO (SERIES) | TIRE SIZE | LOAD/SPEED INDEX | LOAD RANGE | SIDEWALL | ARTICLE NUMBER | RIM PROTECTION | TIRE DIA (IN) | TIRE WT (LBS) | MAX (PSI) | OVERALL SECTION WIDTH (MEASURING RIM)-(IN) | APPROVED RIM WIDTHS (IN) | MAX LOAD (LBS) | TREAD DEPTH (32 ND S) | REVS PER MILE | UTQG |
|-------------------------|--------------|-----------------------|---------------|------------------|------------|-------------|----------------|----------------|---------------|---------------|-----------|--|--------------------------|----------------|----------------------------------|---------------|----------|
| ContiProContact™ | | | | | | | | | | | | | | | | | |
| HONDA | 17 | 65 | P 235/65 R 17 | 103 T | SL | BSW | 15577120000 | No | 29.0 | 25.9 | 44.0 | 9.4 (7.0) | (6.5 - 8.5) | 1929 | 10 | 716 | 500 A A |
| HYUNDAI | | 45 | P215/45 R 17 | 87 H | SL | BSW | 15493240000 | No | 24.6 | 19.2 | 51.0 | 8.5 (7.0) | (7.0 - 8.0) | 1201 | 10 | 844 | 500 AA A |
| MERCEDES-BENZ | | 50 | 225/50 R 17 | 94 H | SL | BSW | 15495330000* | No | 25.9 | 25.5 | 51.0 | 9.2 (7.0) | (6.0 - 8.0) | 1477 | 9 | 803 | 400 AA A |
| NISSAN | | 50 | 205/50 R 17 | 89 V | SL | BSW | 15493530000 | No | 25.1 | 19.1 | 51.0 | 8.4 (6.5) | (5.5 - 7.5) | 1279 | 10 | 828 | 400 AA A |
| VOLVO | | 45 | 235/45 R 17 | 97 V | XL | BSW | 15449930000 | No | 25.3 | 19.8 | 51.0 | 9.3 (8.0) | (7.5 - 9.0) | 1609 | 9 | 821 | 400 AA A |
| AUDI | 18 | 45 | 245/45 R 18 | 100 H | XL | BSW | 15481240000 | No | 26.7 | 23.4 | 51.0 | 9.6 (8.0) | (7.5 - 9.0) | 1763 | 10 | 778 | 500 AA A |
| | | 45 | 255/45 R 18 | 99 H | SL | BSW | 03524820000 | No | 27.0 | 23.6 | 51.0 | 10.0 (8.5) | (8.0 - 9.5) | 1708 | 10 | 769 | 400 AA A |
| BMW | | 50 | 225/50 R 18 | 99 V | XL | BSW | 15491150000* | No | 26.9 | 28.3 | 51.0 | 9.2 (7.0) | (6.0 - 8.0) | 1709 | 9 | 772 | 400 A A |
| BUICK | | 45 | 245/45 R 18 | 100 H | XL | BSW | 03500040000 | No | 26.7 | 25.2 | 51.0 | 9.6 (8.0) | (7.5 - 9.0) | 1763 | 10 | 779 | 500 A A |
| CHEVROLET | | 55 | P215/55 R 18 | 94 H | SL | BSW | 15482620000 | No | 27.3 | 21.8 | 51.0 | 8.9 (7.0) | (6.0 - 7.0) | 1521 | 10 | 761 | 500 AA A |
| CHRYSLER | | 60 | P 225/60 R 18 | 99 V | SL | BSW | 15506780000 | No | 28.6 | 28.9 | 52.0 | 9.0 (6.5) | (6.0 - 8.0) | 1763 | 11 | 726 | 400 A A |
| FIAT | | 55 | P 215/55 R 18 | 94 H | SL | BSW | 15578420000 | No | 27.3 | 21.0 | 44.0 | 8.9 (7.0) | (6.0 - 7.5) | 1477 | 10 | 761 | 500 AA A |
| HONDA | | 40 | 225/40 R 18 | 92 V | XL | BSW | 15497490000 | No | 25.1 | 21.2 | 51.0 | 9.0 (8.0) | (7.5 - 9.0) | 1388 | 10 | 828 | 500 AA A |
| | | 40 | 235/40 R 18 | 91 W | SL | BSW | 15575190000 | No | 25.4 | 23.1 | 51.0 | 9.5 (8.5) | (8.0 - 9.5) | 1356 | 10 | 818 | 400 AA A |
| MERCEDES-BENZ | | 40 | 225/40 R 18 | 92 H | XL | BSW | 15481210000 | No | 25.1 | 22.1 | 51.0 | 9.0 (8.0) | (7.5 - 9.0) | 1388 | 10 | 828 | 500 AA A |
| VOLVO | 40 | 235/40 R 18 | 95 H | XL | BSW | 03504370000 | No | 25.4 | 22.0 | 51.0 | 9.5 (8.5) | (8.0 - 9.5) | 1521 | 10 | 818 | 500 AA A | |
| FORD | 19 | 45 | 235/45 R 19 | 95 H | SL | BSW | 15484960000 | No | 27.3 | 25.0 | 51.0 | 9.3 (8.0) | (7.5 - 9.0) | 1521 | 10 | 761 | 500 AA A |
| | | 40 | 275/40 R 19 | 101 W | SL | BSW | 03572740000 | No | 27.7 | 30.6 | 51.0 | 10.9 (9.5) | (9.0 - 11.0) | 1818 | 12 | 750 | 400 A A |
| HYUNDAI | | 40 | P275/40 R 19 | 101 V | SL | BSW | 15488300000 | No | 27.7 | 27.0 | 51.0 | 10.9 (9.5) | (9.0 - 11.0) | 1818 | 10 | 750 | 400 AA A |
| | | 45 | 245/45 R 19 | 98 W | SL | BSW | 03572730000 | No | 27.7 | 24.8 | 51.0 | 9.6 (8.0) | (7.5 - 9.0) | 1653 | 12 | 750 | 400 A A |
| | | 45 | P 235/45 R 19 | 95 V | SL | BSW | 15506880000 | No | 27.3 | 22.9 | 51.0 | 9.3 (8.0) | (7.5 - 9.0) | 1521 | 9 | 760 | 400 A A |
| KIA | 45 | P245/45 R 19 | 98 V | SL | BSW | 15488290000 | No | 27.7 | 25.4 | 51.0 | 9.6 (8.0) | (7.5 - 9.0) | 1653 | 9 | 750 | 400 AA A | |

| | | | | | | | | | | | | | | | | | |
|-----------------------------|----|----|--------------|--------|----|-----|-------------|----|------|------|------|------------|--------------|------|----|-----|----------|
| ContiSportContact™ 2 | | | | | | | | | | | | | | | | | |
| JAGUAR | 18 | 40 | 275/40 R 18 | 103 W | XL | BSW | 03510980000 | No | 26.7 | 24.7 | 51.0 | 10.9 (9.5) | (9.0 - 11.0) | 1929 | 10 | 778 | 280 AA A |
| | | 45 | 245/45 R 18 | 100 W | XL | BSW | 03581390000 | No | 26.7 | 25.5 | 51.0 | 9.6 (8.0) | (7.5 - 9.0) | 1764 | 10 | 779 | 280 AA A |
| MERCEDES-BENZ | 19 | 45 | 255/45 R 18 | 99 Y | SL | BSW | 03520440000 | No | 27.0 | 23.0 | 51.0 | 10.0 (8.5) | (8.0 - 9.5) | 1708 | 10 | 769 | 280 AA A |
| | | 40 | 255/40 R 19 | 100 Y | XL | BSW | 03503940000 | No | 27.0 | 25.0 | 51.0 | 10.2 (9.0) | (8.5 - 10.0) | 1763 | 10 | 769 | 280 AA A |
| | 20 | 35 | 255/35 ZR 20 | (97 Y) | XL | BSW | 03571410000 | No | 27.0 | 26.0 | 51.0 | 10.2 (9.0) | (8.5 - 10.0) | 1609 | 10 | 769 | 280 AA A |

| | | | | | | | | | | | | | | | | | |
|-----------------------------|----|----|--------------|------|----|-----|--------------|----|------|------|------|-----------|-------------|------|----|-----|----------|
| ContiSportContact™ 3 | | | | | | | | | | | | | | | | | |
| BMW | 18 | 45 | 245/45 R 18 | 96 Y | SL | BSW | 03572520000* | No | 26.7 | 32.4 | 51.0 | 9.6 (8.0) | (7.5 - 9.0) | 1565 | 9 | 779 | 280 A A |
| JAGUAR | | 50 | 245/40 ZR 20 | 99 Y | XL | BSW | 03579040000 | No | 27.6 | 26.6 | 51.0 | 9.8 (8.5) | (8.0 - 9.5) | 1521 | 9 | 750 | 280 AA A |
| MERCEDES-BENZ | | 40 | 235/40 R 18 | 91 Y | SL | BSW | 03578630000 | No | 25.4 | 21.1 | 51.0 | 9.5 (8.5) | (8.0 - 9.5) | 1356 | 10 | 818 | 280 AA A |
| BMW | 19 | 45 | 245/45 R 19 | 98 W | SL | BSW | 03572870000* | No | 27.7 | 31.9 | 51.0 | 9.6 (8.0) | (7.5 - 9.0) | 1653 | 9 | 750 | 280 A A |

BSW = Black Sidewall | * = Self-Supporting Runflat

| OE PRODUCT LINE | RIM DIA (IN) | ASPECT RATIO (SERIES) | TIRE SIZE | LOAD/SPEED INDEX | LOAD RANGE | SIDEWALL | ARTICLE NUMBER | RIM PROTECTION | TIRE DIA (IN) | TIRE WT (LBS) | MAX (PSI) | OVERALL SECTION WIDTH (MEASURING RIM)-(IN) | APPROVED RIM WIDTHS (IN) | MAX LOAD (LBS) | TREAD DEPTH (3 ² ND ^S) | REVS PER MILE | UTQG |
|-----------------------------|--------------|-----------------------|--------------|------------------|------------|----------|----------------|----------------|---------------|---------------|-----------|--|--------------------------|----------------|---|---------------|----------|
| ContiSportContact™ 3 | | | | | | | | | | | | | | | | | |
| PORSCHE | 19 | 40 | 285/40 ZR 19 | (103 Y) | SL | BSW | 03589860000 | No | 28.0 | 30.0 | 51.0 | 11.4 (10.0) | (9.5 - 11.0) | 1929 | 9 | 743 | 280 AA A |
| AUDI | 20 | 40 | 265/40 R 20 | 104 Y | XL | BSW | 03579140000 | No | 28.3 | 27.9 | 51.0 | 10.7 (9.5) | (9.0 - 10.5) | 1984 | 9 | 733 | 280 AA A |
| JAGUAR | | 35 | 275/35 ZR 20 | 102 Y | XL | BSW | 03579070000 | No | 27.6 | 27.1 | 51.0 | 10.9 (9.5) | (9.0 - 11.0) | 1874 | 9 | 753 | 280 AA A |
| MASERATI | | 35 | 285/35 ZR 20 | 104 Y | XL | BSW | 03564430000 | No | 27.9 | 28.6 | 51.0 | 11.4 (10.0) | (9.5 - 11.0) | 1984 | 10 | 745 | 280 AA A |

ContiSportContact™ 5

| | | | | | | | | | | | | | | | | | |
|---------------|----|----|--------------|---------|----|-----|--------------|----|------|------|------|------------|--------------|------|----|-----|----------|
| BMW | 17 | 45 | 255/45 R 17 | 98 W | SL | BSW | 03583990000* | No | 26.0 | 31.2 | 51.0 | 10.0 (8.5) | (8.0 - 9.5) | 1477 | 9 | 798 | 280 AA A |
| | | 50 | 225/50 R 17 | 94 W | SL | BSW | 03509570000* | No | 25.9 | 27.0 | 51.0 | 9.2 (7.0) | (6.0 - 8.0) | 1477 | 9 | 802 | 280 AA A |
| | | 50 | 225/50 R 17 | 94 W | SL | BSW | 03583970000* | No | 25.9 | 27.3 | 51.0 | 9.2 (7.0) | (6.0 - 8.0) | 1477 | 9 | 803 | 280 AA A |
| MERCEDES-BENZ | | 45 | 225/45 R 17 | 91 Y | SL | BSW | 03561770000 | No | 25.0 | 19.6 | 51.0 | 8.9 (7.5) | (7.0 - 8.0) | 1355 | 9 | 831 | 280 AA A |
| | | 45 | 225/45 R 17 | 91 W | SL | BSW | 03507230000* | No | 25.0 | 22.1 | 51.0 | 8.9 (7.5) | (7.0 - 8.5) | 1355 | 9 | 831 | 280 AA A |
| SMART | | 45 | 225/45 R 17 | 91 W | SL | BSW | 03507370000 | No | 25.0 | 19.9 | 51.0 | 8.9 (7.5) | (7.0 - 8.5) | 1355 | 9 | 831 | 280 AA A |
| AUDI | | 40 | 225/40 R 18 | 92 Y | XL | BSW | 03569250000 | No | 25.1 | 22.7 | 50.0 | 9.1 (8.0) | (7.5 - 9.0) | 1389 | 9 | 828 | 280 AA A |
| | | 40 | 245/40 R 18 | 93 Y | SL | BSW | 03565860000 | No | 25.7 | 23.1 | 51.0 | 9.8 (8.5) | (8.0 - 9.5) | 1433 | 9 | 808 | 280 AA A |
| | | 40 | 245/40 R 18 | 97 Y | XL | BSW | 03567940000 | No | 25.7 | 26.0 | 50.0 | 9.8 (8.5) | (8.0 - 9.5) | 1609 | 9 | 808 | 280 AA A |
| | | 40 | 245/40 R 18 | 93 Y | SL | BSW | 03575980000 | No | 25.7 | 26.1 | 51.0 | 9.8 (8.5) | (8.0 - 9.5) | 1432 | 9 | 808 | 280 AA A |
| | | 45 | 245/45 R 18 | 96 Y | SL | BSW | 03563890000 | No | 26.7 | 24.2 | 51.0 | 9.7 (8.0) | (7.5 - 9.0) | 1565 | 10 | 779 | 280 AA A |
| BMW | | 35 | 245/35 R 18 | 88 Y | SL | BSW | 03509510000* | No | 24.8 | 25.6 | 51.0 | 9.8 (8.5) | (8.0 - 9.5) | 1234 | 9 | 838 | 280 AA A |
| | | 40 | 225/40 R 18 | 88 Y | SL | BSW | 03589670000* | No | 25.1 | 25.3 | 51.0 | 9.1 (8.0) | (7.5 - 9.0) | 1235 | 9 | 828 | 280 AA A |
| | | 45 | 225/45 R 18 | 91 Y | SL | BSW | 03509600000* | No | 26.0 | 26.1 | 51.0 | 8.9 (7.5) | (7.0 - 8.5) | 1355 | 9 | 799 | 280 AA A |
| JAGUAR | | 45 | 255/45 R 18 | 99 W | SL | BSW | 03561540000* | No | 27.0 | 28.9 | 51.0 | 10.0 (8.5) | (8.0 - 9.5) | 1708 | 9 | 769 | 280 AA A |
| | | 45 | 245/45 R 18 | 100 W | XL | BSW | 03570830000 | No | 26.7 | 24.9 | 51.0 | 9.6 (8.0) | (7.5 - 9.0) | 1763 | 9 | 778 | 280 AA A |
| MERCEDES-BENZ | 18 | 35 | 245/35 R 18 | 92 Y | XL | BSW | 03507400000 | No | 24.8 | 20.9 | 51.0 | 9.8 (8.5) | (8.0 - 9.5) | 1388 | 9 | 838 | 280 AA A |
| | | 35 | 255/35 R 18 | 94 Y | XL | BSW | 03561870000 | No | 25.0 | 24.7 | 51.0 | 10.0 (9.0) | (8.5 - 10.0) | 1477 | 9 | 831 | 280 AA A |
| | | 40 | 225/40 R 18 | 92 Y | XL | BSW | 03507390000 | No | 25.1 | 20.2 | 51.0 | 9.0 (8.0) | (7.5 - 9.0) | 1388 | 10 | 828 | 280 AA A |
| | | 40 | 225/40 R 18 | 92 W | XL | BSW | 03586880000* | No | 25.1 | 25.1 | 51.0 | 9.1 (8.0) | (7.5 - 9.0) | 1389 | 9 | 828 | 280 AA A |
| | | 40 | 245/40 R 18 | 97 Y | XL | BSW | 03563020000* | No | 25.7 | 24.4 | 51.0 | 9.8 (8.5) | (8.0 - 9.5) | 1609 | 9 | 808 | 280 AA A |
| | | 40 | 245/40 R 18 | 97 Y | XL | BSW | 03564380000 | No | 25.7 | 22.0 | 51.0 | 9.8 (8.5) | (8.0 - 9.5) | 1609 | 9 | 808 | 280 AA A |
| | | 45 | 225/45 R 18 | 95 Y | XL | BSW | 03564090000 | No | 26.0 | 20.2 | 51.0 | 8.9 (7.5) | (7.0 - 8.5) | 1521 | 9 | 799 | 280 AA A |
| | | 45 | 225/45 R 18 | 95 Y | XL | BSW | 03563050000* | No | 26.0 | 24.3 | 51.0 | 8.9 (7.5) | (7.0 - 8.5) | 1521 | 9 | 799 | 280 AA A |
| | | 50 | 245/50 R 18 | 100 W | SL | BSW | 03523980000 | No | 27.6 | 27.2 | 51.0 | 10.0 (7.5) | (7.0 - 8.5) | 1763 | 9 | 753 | 280 AA A |
| PORSCHE | | 45 | 275/45 ZR 18 | (103 Y) | SL | BSW | 03562080000 | No | 27.7 | 28.0 | 51.0 | 10.7 (9.0) | (8.5 - 10.5) | 1929 | 8 | 750 | 280 AA A |
| | | 50 | 245/50 ZR 18 | (100 Y) | SL | BSW | 03562070000 | No | 27.6 | 26.3 | 51.0 | 10.0 (7.5) | (7.0 - 8.5) | 1763 | 8 | 753 | 280 AA A |

BSW = Black Sidewall | * = Self-Supporting Runflat

| OE PRODUCT LINE | RIM DIA (IN) | ASPECT RATIO (SERIES) | TIRE SIZE | LOAD/SPEED INDEX | LOAD RANGE | SIDEWALL | ARTICLE NUMBER | RIM PROTECTION | TIRE DIA (IN) | TIRE WT (LBS) | MAX (PSI) | OVERALL SECTION WIDTH (MEASURING RIM)-(IN) | APPROVED RIM WIDTHS (IN) | MAX LOAD (LBS) | TREAD DEPTH (32 ND S) | REVS PER MILE | UTQG | |
|-----------------------------|--------------|-----------------------|--------------|------------------|------------|--------------|----------------|----------------|---------------|---------------|-------------|--|--------------------------|----------------|----------------------------------|---------------|----------|----------|
| ContiSportContact™ 5 | | | | | | | | | | | | | | | | | | |
| PORSCHE | 18 | 55 | 255/55 R 18 | 105 W | SL | BSW | 03542250000 | No | 29.0 | 335 | 51.0 | 10.4 (8.0) | (7.0 - 9.0) | 2039 | 9 | 715 | 280 AA A | |
| | | 60 | 235/60 R 18 | 103 W | SL | BSW | 03542270000 | No | 29.1 | 28.7 | 51.0 | 9.4 (7.0) | (6.5 - 8.5) | 1929 | 8 | 714 | 280 AA A | |
| VOLKSWAGEN | | 40 | 235/40 R 18 | 95 W | XL | BSW | 03509940000 | No | 25.4 | 20.8 | 51.0 | 9.5 (8.5) | (8.0 - 9.5) | 1521 | 9 | 818 | 280 AA A | |
| | | 55 | 235/55 R 18 | 100 V | SL | BSW | 03564950000 | No | 28.2 | 26.9 | 51.0 | 9.6 (7.5) | (6.5 - 8.5) | 1764 | 9 | 737 | 420 AA A | |
| AUDI | | 55 | 235/55 R 19 | 101 W | SL | BSW | 03571250000 | No | 29.2 | 28.9 | 51.0 | 9.6 (7.5) | (6.5 - 8.5) | 1818 | 9 | 711 | 420 AA A | |
| BMW | | 35 | 255/35 R 19 | 92 Y | SL | BSW | 03588040000* | No | 26.0 | 25.8 | 51.0 | 10.2 (9.0) | (8.5 - 10.0) | 1389 | 9 | 798 | 280 AA A | |
| | | 40 | 225/40 R 19 | 89 Y | SL | BSW | 03589650000* | No | 26.1 | 24.8 | 51.0 | 9.1 (8.0) | (7.5 - 9.0) | 1279 | 8 | 796 | 280 AA A | |
| | | 40 | 255/40 R 19 | 96 W | SL | BSW | 03561550000* | No | 27.0 | 28.3 | 51.0 | 10.2 (9.0) | (8.5 - 10.0) | 1565 | 9 | 769 | 280 AA A | |
| | | 45 | 225/45 R 19 | 92 W | SL | BSW | 03561570000* | No | 27.0 | 26.2 | 51.0 | 9.6 (8.0) | (7.0 - 8.5) | 1389 | 9 | 769 | 280 AA A | |
| HYUNDAI | | 45 | 285/45 R 19 | 111 W | XL | BSW | 03542170000* | No | 29.1 | 39.7 | 51.0 | 11.2 (9.5) | (9.0 - 10.5) | 2403 | 9 | 714 | 280 AA A | |
| | | 40 | 275/40 R 19 | 105 W | XL | BSW | 03564890000 | No | 27.7 | 29.8 | 51.0 | 10.9 (9.5) | (9.0 - 11.0) | 2039 | 9 | 750 | 280 AA A | |
| MASERATI | | 45 | 245/45 R 19 | 102 W | XL | BSW | 03564790000 | No | 27.7 | 25.4 | 51.0 | 9.6 (8.0) | (7.5 - 9.0) | 1874 | 9 | 750 | 280 AA A | |
| | | 40 | 275/40 ZR 19 | (101 Y) | SL | BSW | 03589920000 | No | 27.7 | 31.4 | 51.0 | 10.9 (9.5) | (9.0 - 11.0) | 1819 | 9 | 751 | 280 AA A | |
| MERCEDES-BENZ | | 19 | 35 | 245/35 R 19 | 93 Y | XL | BSW | 03562720000* | No | 25.8 | 25.9 | 51.0 | 9.8 (8.5) | (8.0 - 9.5) | 1433 | 9 | 805 | 280 AA A |
| | | 35 | 255/35 R 19 | 96 Y | XL | BSW | 03563810000* | No | 26.0 | 27.7 | 51.0 | 10.2 (9.0) | (8.5 - 10.0) | 1565 | 9 | 799 | 280 AA A | |
| | | 40 | 225/40 R 19 | 93 Y | XL | BSW | 03562730000* | No | 26.1 | 24.9 | 51.0 | 9.1 (8.0) | (7.5 - 9.0) | 1433 | 9 | 796 | 280 AA A | |
| | | 45 | 245/45 R 19 | 102 Y | XL | BSW | 03567240000 | No | 27.7 | 26.1 | 51.0 | 9.7 (8.0) | (7.5 - 9.0) | 1874 | 10 | 750 | 280 AA A | |
| PORSCHE | | 50 | 255/50 R 19 | 103 Y | SL | BSW | 03569010000 | No | 29.0 | 29.8 | 51.0 | 10.4 (8.0) | (7.0 - 9.0) | 1929 | 9 | 716 | 280 AA A | |
| | 50 | 275/50 ZR 19 | (112 Y) | XL | BSW | 03572180000 | No | 29.8 | 36.1 | 51.0 | 11.2 (8.5) | (7.5 - 9.5) | 2469 | 9 | 696 | 280 AA A | | |
| | 55 | 235/55 R 19 | 101 Y | SL | BSW | 03542100000 | No | 29.2 | 28.2 | 51.0 | 9.6 (7.5) | (6.5 - 8.5) | 1818 | 8 | 711 | 280 AA A | | |
| | 55 | 255/55 ZR 19 | (111 Y) | XL | BSW | 03572170000 | No | 30.0 | 32.0 | 51.0 | 10.4 (8.0) | (7.0 - 9.0) | 2403 | 9 | 691 | 280 AA A | | |
| VOLKSWAGEN | 45 | 255/45 R 19 | 100 V | SL | BSW | 03576070000 | No | 28.0 | 30.9 | 51.0 | 10.0 (8.5) | (8.0 - 9.5) | 1763 | 9 | 741 | 420 AA A | | |
| AUDI | 20 | 45 | 285/45 R 20 | 112 Y | XL | BSW | 03542720000 | No | 30.1 | 37.1 | 51.0 | 11.2 (9.5) | (9.0 - 10.5) | 2469 | 9 | 692 | 420 AA A | |
| | 45 | 255/45 R 20 | 101 W | SL | BSW | 03115520000 | No | 29.0 | 27.7 | 51.0 | 10.0 (8.5) | (8.0 - 9.5) | 1819 | 9 | 715 | 420 AA A | | |
| BMW | 35 | 315/35 R 20 | 110 W | XL | BSW | 03542210000* | No | 28.7 | 41.0 | 51.0 | 12.6 (11.0) | (10.5 - 12.5) | 2336 | 9 | 724 | 280 AA A | | |
| AUDI | 40 | 285/40 R 21 | 109 Y | XL | BSW | 03114490000 | No | 30.0 | 33.4 | 50.0 | 11.4 (10.0) | (9.5 - 11.0) | 2271 | 9 | 693 | 420 AA A | | |
| LAND ROVER | 45 | 265/45 R 21 | 108 W | XL | BSW | 03118610000 | No | 30.4 | 32.1 | 50.0 | 10.5 (9.0) | (8.5 - 10.0) | 2205 | 9 | 684 | 420 AA A | | |
| | 45 | 275/45 R 21 | 110 Y | XL | BSW | 03576190000 | No | 30.7 | 35.3 | 51.0 | 10.7 (9.0) | (8.0 - 9.5) | 2337 | 9 | 677 | 420 AA A | | |
| MASERATI | 35 | 295/35 ZR 21 | (103 Y) | SL | BSW | 03580580000 | No | 29.1 | 29.2 | 51.0 | 11.9 (10.5) | (10.0 - 11.5) | 1929 | 9 | 713 | 420 AA A | | |
| | 40 | 265/40 ZR 21 | (101 Y) | SL | BSW | 03580520000 | No | 29.3 | 29.2 | 51.0 | 10.7 (9.5) | (9.0 - 10.5) | 1819 | 8 | 708 | 420 AA A | | |
| MERCEDES-BENZ | 40 | 295/40 ZR 21 | 111 Y | XL | BSW | 03541860000 | No | 30.3 | 36.6 | 51.0 | 11.9 (10.5) | (10.0 - 11.5) | 2403 | 9 | 686 | 420 AA A | | |

BSW = Black Sidewall | * = Self-Supporting Runflat

| OE PRODUCT LINE | RIM DIA (IN) | ASPECT RATIO (SERIES) | TIRE SIZE | LOAD/SPEED INDEX | LOAD RANGE | SIDEWALL | ARTICLE NUMBER | RIM PROTECTION | TIRE DIA (IN) | TIRE WT (LBS) | MAX (PSI) | OVERALL SECTION WIDTH (MEASURING RIM)-(IN) | APPROVED RIM WIDTHS (IN) | MAX LOAD (LBS) | TREAD DEPTH (3 ² ND ^S) | REVS PER MILE | UTQG | |
|-----------------------------|--------------|-----------------------|--------------|------------------|------------|----------|----------------|----------------|---------------|---------------|-----------|--|--------------------------|----------------|---|---------------|----------|--|
| ContiSportContact™ 5 | | | | | | | | | | | | | | | | | | |
| ROLLS-ROYCE | 21 | 35 | 285/335 R 21 | 105 Y | XL | BSW | 03563080000 | No | 28.9 | 32.0 | 51.0 | 11.4 (10.0) | (9.5 - 11.0) | 2039 | 9 | 720 | 280 AA A | |
| | | 40 | 255/40 R 21 | 102 Y | XL | BSW | 03563070000 | No | 29.0 | 27.1 | 51.0 | 10.2 (9.0) | (8.5 - 10.0) | 1874 | 9 | 716 | 280 AA A | |
| | | 45 | 285/45 R 21 | 113 Y | XL | BSW | 03575060000 | No | 31.1 | 43.0 | 51.0 | 11.2 (9.5) | (9.0 - 10.5) | 2535 | 9 | 668 | 280 A A | |
| | | 50 | 255/50 R 21 | 109 Y | XL | BSW | 03574930000 | No | 31.0 | 42.1 | 51.0 | 10.4 (8.0) | (7.0 - 9.0) | 2270 | 9 | 669 | 280 AA A | |
| TESLA | | 35 | 245/35 R 21 | 96 W | XL | BSW | 03568440000 | No | 27.8 | 25.0 | 51.0 | 9.8 (8.5) | (8.0 - 9.5) | 1565 | 9 | 747 | 280 AA A | |
| LAND ROVER | 22 | 40 | 295/40 R 22 | 112 Y | XL | BSW | 03544230000 | No | 31.3 | 34.7 | 51.0 | 11.6 (10.5) | (10.0 - 11.5) | 2469 | 9 | 664 | 420 AA A | |
| ROLLS-ROYCE | | 40 | 285/40 R 22 | 110 Y | XL | BSW | 03589120000 | No | 31.0 | 46.5 | 51.0 | 11.4 (10.0) | (9.5 - 11.0) | 2337 | 9 | 671 | 280 AA A | |
| | | 45 | 255/45 R 22 | 107 Y | XL | BSW | 03575080000 | No | 31.0 | 38.1 | 51.0 | 10.0 (8.5) | (8.0 - 9.5) | 2149 | 9 | 669 | 280 AA A | |

ContiSportContact™ 5P

| | | | | | | | | | | | | | | | | | |
|---------------|----|----|----------------------|-------|-----|-------------|--------------|------|------|------|-------------|---------------|--------------|------|-----|----------|----------|
| MERCEDES-BENZ | 18 | 35 | 255/35 ZR 18 | 94 Y | XL | BSW | 03589640000 | No | 25.0 | 24.7 | 51.0 | 10.2 (9.0) | (8.5 - 10.0) | 1477 | 8 | 830 | 280 AA A |
| | | 40 | 235/40 ZR 18 | 95 Y | XL | BSW | 03589630000 | No | 25.4 | 22.0 | 51.0 | 9.5 (8.5) | (8.0 - 9.5) | 1521 | 8 | 818 | 280 AA A |
| AUDI | 19 | 35 | 235/35 R 19 | 91 Y | XL | BSW | 03562860000 | No | 25.5 | 20.6 | 51.0 | 9.5 (8.5) | (8.0 - 9.5) | 1355 | 10 | 815 | 240 AA A |
| | | 35 | 235/35 ZR 19 (91 Y) | XL | BSW | 03589950000 | No | 25.5 | 21.7 | 50.0 | 9.5 (8.5) | (8.0 - 9.5) | 1356 | 10 | 815 | 240 AA A | |
| | | 35 | 235/35 ZR 19 | 91 Y | XL | BSW | 03589760000 | No | 25.5 | 21.1 | 50.0 | 9.5 (8.5) | (8.0 - 9.5) | 1356 | 10 | 815 | 240 AA A |
| | | 35 | 255/35 R 19 | 96 Y | XL | BSW | 03567930000 | No | 26.0 | 24.3 | 51.0 | 10.2 (9.0) | (8.5 - 10.0) | 1565 | 9 | 799 | 240 AA A |
| | | 35 | 255/35 ZR 19 (96 Y) | XL | BSW | 03589770000 | No | 26.0 | 25.1 | 51.0 | 10.2 (9.0) | (8.5 - 10.0) | 1565 | 10 | 798 | 280 AA A | |
| BMW | 19 | 35 | 255/35 ZR 19 (92 Y) | XL | BSW | 03579790000 | No | 26.0 | 22.5 | 51.0 | 10.2 (9.0) | (8.5 - 10.0) | 1389 | 10 | 798 | 240 AA A | |
| | | 35 | 275/35 ZR 19 (100 Y) | XL | BSW | 03575270000 | No | 26.6 | 29.2 | 50.0 | 10.9 (9.5) | (9.0 - 11.0) | 1764 | 9 | 782 | 240 A A | |
| MERCEDES-BENZ | 20 | 30 | 285/30 R 19 | 98 Y | XL | BSW | 03519570000* | No | 25.7 | 28.8 | 51.0 | 11.4 (10.0) | (9.5 - 10.5) | 1654 | 9 | 808 | 240 AA A |
| | | 30 | 285/30 ZR 19 (98 Y) | XL | BSW | 03589900000 | No | 25.7 | 29.8 | 51.0 | 11.4 (10.0) | (9.5 - 10.5) | 1653 | 9 | 807 | 280 AA A | |
| | | 35 | 235/35 ZR 19 | 91 Y | XL | BSW | 03571420000 | No | 25.5 | 22.0 | 51.0 | 9.5 (8.5) | (8.0 - 9.5) | 1356 | 10 | 815 | 240 AA A |
| | | 35 | 255/35 R 19 | 96 Y | XL | BSW | 03519580000* | No | 26.0 | 28.0 | 51.0 | 10.2 (9.0) | (8.5 - 10.0) | 1565 | 10 | 799 | 240 AA A |
| | | 35 | 255/35 ZR 19 (96 Y) | XL | BSW | 03589890000 | No | 26.0 | 26.6 | 51.0 | 10.2 (9.0) | (8.5 - 10.0) | 1565 | 10 | 798 | 280 AA A | |
| AUDI | 20 | 30 | 265/30 R 20 | 94 Y | XL | BSW | 03586300000 | No | 26.3 | 24.2 | 51.0 | 10.7 (9.5) | (9.0 - 10.0) | 1477 | 10 | 791 | 240 AA A |
| JAGUAR | | 35 | 255/35 R 20 | 97 Y | XL | BSW | 03570760000 | No | 27.0 | 24.9 | 51.0 | 10.2 (9.0) | (8.0 - 10.0) | 1609 | 9 | 769 | 240 AA A |
| MERCEDES-BENZ | | 30 | 285/30 ZR 20 (99 Y) | XL | BSW | 03589940000 | No | 26.7 | 29.7 | 51.0 | 11.4 (10.0) | (9.5 - 10.5) | 1709 | 9 | 777 | 240 AA A | |
| | | 35 | 285/35 ZR 20 (104 Y) | XL | BSW | 03589790000 | No | 27.9 | 32.6 | 51.0 | 11.4 (10.0) | (9.5 - 11.0) | 1984 | 9 | 746 | 240 AA A | |
| | | 35 | 275/35 R 20 | 102 Y | XL | BSW | 03584590000 | No | 27.6 | 28.6 | 51.0 | 10.9 (9.5) | (9.0 - 11.0) | 1874 | 9 | 753 | 240 AA A |
| | | 40 | 235/40 ZR 20 | 96 Y | XL | BSW | 03571430000 | No | 27.4 | 24.6 | 51.0 | 9.5 (8.5) | (8.0 - 9.5) | 1565 | 9 | 758 | 240 AA A |
| | | 40 | 245/40 R 20 | 99 Y | XL | BSW | 03568000000 | No | 27.7 | 28.5 | 51.0 | 9.8 (8.5) | (8.0 - 9.5) | 1709 | 9 | 750 | 240 AA A |
| | | 40 | 255/40 ZR 20 (101 Y) | XL | BSW | 03589800000 | No | 28.0 | 27.8 | 51.0 | 10.2 (9.0) | (8.5 - 10.0) | 1819 | 10 | 727 | 240 AA A | |
| PORSCHE | | 40 | 305/40 ZR 20 (112 Y) | XL | BSW | 03572690000 | No | 29.6 | 37.3 | 51.0 | 12.3 (11.0) | (10.0 - 12.0) | 2469 | 9 | 702 | 240 AA A | |

BSW = Black Sidewall | * = Self-Supporting Runflat

| OE PRODUCT LINE | RIM DIA (IN) | ASPECT RATIO (SERIES) | TIRE SIZE | LOAD/SPEED INDEX | LOAD RANGE | SIDEWALL | ARTICLE NUMBER | RIM PROTECTION | TIRE DIA (IN) | TIRE WT (LBS) | MAX (PSI) | OVERALL SECTION WIDTH (MEASURING RIM)-(IN) | APPROVED RIM WIDTHS (IN) | MAX LOAD (LBS) | TREAD DEPTH (32 ^{nds}) | REVS PER MILE | UTQG | |
|------------------------------|--------------|-----------------------|--------------|------------------|------------|----------|----------------|----------------|---------------|---------------|-----------|--|--------------------------|----------------|----------------------------------|---------------|----------|--|
| ContiSportContact™ 5P | | | | | | | | | | | | | | | | | | |
| PORSCHE | 20 | 45 | 275/45 ZR 20 | (110 Y) | XL | BSW | 03572660000 | No | 29.7 | 33.4 | 51.0 | 10.7 (9.0) | (8.5 - 10.5) | 2337 | 9 | 698 | 240 AA A | |
| AUDI | | 35 | 265/35 R 21 | 101 Y | XL | BSW | 03572080000 | No | 28.3 | 28.3 | 51.0 | 10.7 (9.5) | (9.0 - 10.5) | 1819 | 10 | 734 | 240 AA A | |
| MERCEDES-BENZ | | 35 | 285/35 ZR 21 | 105 Y | XL | BSW | 03575010000 | No | 28.9 | 33.7 | 51.0 | 11.4 (10.0) | (9.5 - 11.0) | 2039 | 9 | 720 | 240 AA A | |
| | | 40 | 255/40 ZR 21 | 102 Y | XL | BSW | 03575000000 | No | 29.0 | 28.7 | 51.0 | 10.2 (9.0) | (8.5 - 10.0) | 1874 | 9 | 716 | 240 AA A | |
| PORSCHE | | 30 | 315/30 ZR 21 | (105 Y) | XL | BSW | 03112560000 | No | 28.4 | 32.2 | 50.0 | 12.6 (11.0) | (10.5 - 11.5) | 2039 | 9 | 730 | 240 AA A | |
| | | 30 | 315/30 ZR 21 | (105 Y) | XL | BSW | 03581850000 | No | 28.4 | 31.1 | 50.0 | 12.6 (11.0) | (10.5 - 11.5) | 2039 | 9 | 730 | 240 AA A | |
| | | 30 | 315/30 ZR 21 | (105 Y) | XL | BSW | 03573180000 | No | 28.4 | 33.7 | 50.0 | 12.6 (11.0) | (10.5 - 11.5) | 2039 | 9 | 730 | 240 AA A | |
| | | 35 | 275/35 ZR 21 | (103 Y) | XL | BSW | 03112550000 | No | 28.6 | 29.0 | 50.0 | 10.9 (9.5) | (9.0 - 11.0) | 1929 | 9 | 727 | 240 AA A | |
| | | 35 | 275/35 ZR 21 | (103 Y) | XL | BSW | 03581800000 | No | 28.6 | 29.7 | 50.0 | 10.9 (9.5) | (9.0 - 11.0) | 1929 | 9 | 727 | 240 AA A | |
| | | 35 | 295/35 R 21 | 103 Y | SL | BSW | 03542280000 | No | 29.1 | 29.9 | 51.0 | 11.9 (10.5) | (10.0 - 11.5) | 1929 | 9 | 714 | 240 AA A | |
| | | 35 | 275/35 ZR 21 | (103 Y) | XL | BSW | 03573090000 | No | 28.6 | 30.9 | 50.0 | 10.9 (9.5) | (9.0 - 11.0) | 1929 | 9 | 727 | 240 AA A | |
| | | 40 | 265/40 R 21 | 101 Y | SL | BSW | 03542300000 | No | 29.3 | 28.3 | 51.0 | 10.7 (9.5) | (9.0 - 10.5) | 1819 | 10 | 711 | 240 AA A | |
| TESLA | | 35 | 245/35 ZR 21 | 96 Y | XL | BSW | 03578600000 | No | 27.8 | 26.1 | 51.0 | 9.8 (8.5) | (8.0 - 9.5) | 1565 | 9 | 747 | 280 AA A | |
| | | 35 | 265/35 ZR 21 | 101 Y | XL | BSW | 03578610000 | No | 28.3 | 28.8 | 51.0 | 10.7 (9.5) | (9.0 - 10.5) | 1819 | 10 | 734 | 240 AA A | |
| MERCEDES-BENZ | 22 | 40 | 285/40 ZR 22 | (106 Y) | SL | BSW | 03564830000 | No | 31.0 | 35.5 | 51.0 | 11.4 (10.0) | (9.5 - 11.0) | 2094 | 9 | 670 | 240 AA A | |

ContiTouringContact™ CV95

| | | | | | | | | | | | | | | | | | |
|-----|----|----|-------------|------|----|-----|-------------|----|------|------|------|-----------|-------------|------|----|-----|---------|
| BMW | 17 | 50 | 225/50 R 17 | 94 V | SL | BSW | 03517770000 | No | 25.9 | 22.5 | 51.0 | 9.2 (7.0) | (6.0 - 8.0) | 1477 | 10 | 802 | 360 A A |
|-----|----|----|-------------|------|----|-----|-------------|----|------|------|------|-----------|-------------|------|----|-----|---------|

ContiTrac™

| | | | | | | | | | | | | | | | | | |
|------|----|----|---------------|-----------|---|-----|-------------|----|------|------|------|------------|-------------|------|----|-----|------|
| FORD | 18 | 65 | LT275/65 R 18 | 123/120 S | E | BSW | 04320230000 | No | 32.1 | 52.1 | 80.0 | 10.9 (8.0) | (7.5 - 9.0) | 3415 | 14 | 647 | None |
|------|----|----|---------------|-----------|---|-----|-------------|----|------|------|------|------------|-------------|------|----|-----|------|

ContiWinterContact™ TS 830 P

| | | | | | | | | | | | | | | | | | |
|---------------|----|----|-------------|-------|----|-----|--------------|----|------|------|------|-------------|---------------|------|----|-----|------|
| BMW | 17 | 50 | 205/50 R 17 | 89 H | SL | BSW | 03531970000* | No | 25.1 | 24.6 | 51.0 | 8.4 (6.5) | (5.5 - 7.5) | 1279 | 10 | 829 | None |
| | | 40 | 255/40 R 18 | 99 V | XL | BSW | 03553730000 | No | 26.0 | 24.4 | 51.0 | 10.2 (9.0) | (8.5 - 10.0) | 1709 | 10 | 798 | None |
| | | 55 | 205/55 R 18 | 96 H | XL | BSW | 03550340000 | No | 26.9 | 20.1 | 51.0 | 8.4 (6.5) | (5.5 - 7.5) | 1565 | 10 | 773 | None |
| PORSCHE | 18 | 55 | 255/55 R 18 | 105 V | SL | BSW | 03542350000 | No | 29.0 | 32.3 | 51.0 | 10.4 (8.0) | (7.0 - 9.0) | 2039 | 10 | 715 | None |
| | | 60 | 235/60 R 18 | 103 V | SL | BSW | 03542340000 | No | 29.1 | 30.7 | 51.0 | 9.4 (7.0) | (6.5 - 8.5) | 1929 | 10 | 714 | None |
| AUDI | 19 | 35 | 245/35 R 19 | 93 W | XL | BSW | 03550390000 | No | 25.8 | 23.1 | 51.0 | 9.8 (8.5) | (8.0 - 9.5) | 1433 | 10 | 807 | None |
| | | 35 | 255/35 R 19 | 96 V | XL | BSW | 03539810000 | No | 26.0 | 25.9 | 50.0 | 10.2 (9.0) | (8.5 - 10.0) | 1565 | 10 | 798 | None |
| | | 55 | 255/55 R 19 | 111 H | XL | BSW | 03537830000 | No | 30.0 | 34.2 | 51.0 | 10.4 (8.0) | (7.0 - 9.0) | 2403 | 11 | 691 | None |
| MERCEDES-BENZ | 19 | 35 | 245/35 R 19 | 93 V | XL | BSW | 03539430000 | No | 25.8 | 22.0 | 51.0 | 9.8 (8.5) | (8.0 - 9.5) | 1433 | 10 | 807 | None |
| | | 35 | 265/35 R 19 | 98 V | XL | BSW | 03539420000 | No | 26.3 | 26.9 | 51.0 | 10.7 (9.5) | (9.0 - 10.5) | 1653 | 10 | 790 | None |
| PORSCHE | 19 | 35 | 295/35 R 19 | 100 V | SL | BSW | 03532120000 | No | 27.1 | 28.8 | 51.0 | 11.9 (10.5) | (10.0 - 11.5) | 1764 | 10 | 766 | None |
| | | 40 | 235/40 R 19 | 92 V | SL | BSW | 03532090000 | No | 26.4 | 23.0 | 51.0 | 9.5 (8.5) | (8.0 - 9.5) | 1389 | 10 | 787 | None |
| | | 40 | 265/40 R 19 | 98 V | SL | BSW | 03532100000 | No | 27.3 | 29.8 | 51.0 | 10.7 (9.5) | (9.0 - 10.5) | 1653 | 10 | 760 | None |
| | | 40 | 295/40 R 19 | 108 V | XL | BSW | 03537760000 | No | 28.3 | 34.6 | 51.0 | 11.9 (10.5) | (10.0 - 11.5) | 2205 | 10 | 734 | None |

BSW = Black Sidewall | * = Self-Supporting Runflat

| OE PRODUCT LINE | RIM DIA (IN) | ASPECT RATIO (SERIES) | TIRE SIZE | LOAD/SPEED INDEX | LOAD RANGE | SIDEWALL | ARTICLE NUMBER | RIM PROTECTION | TIRE DIA (IN) | TIRE WT (LBS) | MAX (PSI) | OVERALL SECTION WIDTH (MEASURING RIM)-(IN) | APPROVED RIM WIDTHS (IN) | MAX LOAD (LBS) | TREAD DEPTH (3 ² DS) | REVS PER MILE | UTQG |
|-------------------------------------|--------------|-----------------------|-------------|------------------|------------|----------|----------------|----------------|---------------|---------------|-----------|--|--------------------------|----------------|---------------------------------|---------------|---------|
| ContiWinterContact™ TS 830 P | | | | | | | | | | | | | | | | | |
| PORSCHE | 19 | 45 | 265/45 R 19 | 105 V | XL | BSW | 03537740000 | No | 28.4 | 30.7 | 51.0 | 105 (9.0) | (8.5 - 10.0) | 2039 | 10 | 732 | None |
| AUDI | 20 | 30 | 295/30 R 20 | 101 W | XL | BSW | 03537610000 | No | 27.0 | 30.3 | 51.0 | 119 (10.5) | (10.0 - 11.0) | 1819 | 10 | 770 | None |
| | | 50 | 255/50 R 20 | 109 H | XL | BSW | 03537810000 | No | 30.0 | 36.3 | 50.0 | 10.4 (8.0) | (7.0 - 9.0) | 2271 | 11 | 692 | None |
| PORSCHE | 20 | 40 | 305/40 R 20 | 112 V | XL | BSW | 03544900000 | No | 29.6 | 36.6 | 50.0 | 123 (11.0) | (10.0 - 12.0) | 2469 | 10 | 702 | None |
| | | 45 | 275/45 R 20 | 110 V | XL | BSW | 03544890000 | No | 29.7 | 33.6 | 50.0 | 10.7 (9.0) | (8.5 - 10.5) | 2337 | 10 | 698 | None |
| CrossContact ATR | | | | | | | | | | | | | | | | | |
| FORD | 17 | 65 | 225/65 R 17 | 102 H | SL | BSW | 03594630000 | No | 28.5 | 25.0 | 51.0 | 9.0 (6.5) | (6.0 - 8.0) | 1874 | 10 | 729 | 600 A A |
| CrossContact™ LX | | | | | | | | | | | | | | | | | |
| NISSAN | 18 | 60 | 255/60 R 18 | 112 V | XL | BSW | 03549390000 | No | 30.0 | 32.0 | 51.0 | 10.2 (7.5) | (7.0 - 9.0) | 2469 | 10 | 692 | 520 A B |
| CrossContact™ LX Sport | | | | | | | | | | | | | | | | | |
| JEEP | 16 | 65 | 215/65 R 16 | 98 H | SL | BSW | 03543700000 | No | 27.0 | 20.9 | 51.0 | 8.7 (6.5) | (6.0 - 7.5) | 1653 | 9 | 769 | 480 A A |
| | | 65 | 215/65 R 16 | 98 H | SL | BSW | 15507960000 | No | 27.0 | 22.8 | 51.0 | 8.7 (6.5) | (6.0 - 7.5) | 1653 | 9 | 769 | 480 A A |
| KIA | 17 | 60 | 225/60 R 17 | 99 H | SL | BSW | 03592900000 | No | 27.6 | 23.5 | 51.0 | 9.0 (6.5) | (6.0 - 8.0) | 1709 | 10 | 752 | 480 A A |
| | | 65 | 235/65 R 17 | 104 H | SL | BSW | 03592320000 | No | 29.0 | 26.9 | 51.0 | 9.4 (7.0) | (6.5 - 8.5) | 1984 | 10 | 716 | 480 A A |
| VOLVO | 17 | 55 | 235/55 R 17 | 99 V | SL | BSW | 03549280000 | No | 27.2 | 22.5 | 51.0 | 9.6 (7.5) | (6.5 - 8.5) | 1708 | 10 | 764 | 480 A A |
| ACURA | | 60 | 235/60 R 18 | 103 H | SL | BSW | 15499000000 | No | 29.1 | 30.4 | 51.0 | 9.4 (7.0) | (6.5 - 8.5) | 1929 | 10 | 714 | 480 A A |
| ALFA ROMEO | 18 | 60 | 235/60 R 18 | 103 V | SL | BSW | 03548530000* | No | 29.1 | 35.9 | 51.0 | 9.4 (7.0) | (6.5 - 8.5) | 1929 | 9 | 714 | 480 A A |
| AUDI | | 50 | 235/50 R 18 | 97 H | SL | BSW | 03543880000 | No | 27.3 | 23.2 | 51.0 | 9.6 (8.0) | (6.5 - 8.5) | 1609 | 9 | 761 | 480 A A |
| | GMC | 60 | 235/60 R 18 | 103 H | SL | BSW | 15498480000 | No | 29.1 | 29.1 | 51.0 | 9.4 (7.0) | (6.5 - 8.5) | 1929 | 10 | 714 | 480 A A |
| KIA | | 65 | 235/65 R 18 | 106 H | SL | BSW | 15507900000 | No | 30.0 | 28.0 | 51.0 | 9.4 (7.0) | (6.5 - 8.5) | 2094 | 10 | 692 | 480 A A |
| | LAND ROVER | 60 | 235/60 R 18 | 103 H | SL | BSW | 03594990000 | No | 29.1 | 26.4 | 51.0 | 9.4 (7.0) | (6.5 - 8.5) | 1929 | 10 | 714 | 480 A A |
| MERCEDES-BENZ | | 60 | 235/60 R 18 | 107 V | XL | BSW | 04710350000 | No | 29.1 | 28.1 | 51.0 | 9.4 (7.0) | (6.5 - 8.5) | 2149 | 9 | 714 | 480 A A |
| | NISSAN | 55 | 255/55 R 18 | 105 H | SL | BSW | 03549190000 | No | 29.0 | 28.7 | 51.0 | 10.4 (8.0) | (7.0 - 9.0) | 2039 | 10 | 715 | 480 A A |
| VOLKSWAGEN | | 60 | 235/60 R 18 | 103 H | SL | BSW | 03543270000* | No | 29.1 | 35.2 | 51.0 | 9.4 (7.0) | (6.5 - 8.5) | 1929 | 9 | 714 | 480 A A |
| | VOLVO | 60 | 255/60 R 18 | 112 V | XL | BSW | 03592480000 | No | 30.0 | 32.0 | 51.0 | 10.2 (7.5) | (7.0 - 9.0) | 2469 | 9 | 691 | 480 A A |
| ACURA | | 65 | 235/65 R 18 | 106 T | SL | BSW | 03593320000 | No | 30.0 | 29.8 | 44.0 | 9.4 (7.0) | (6.5 - 8.5) | 2094 | 10 | 692 | 480 A A |
| | BMW | 55 | 255/55 R 18 | 109 H | XL | BSW | 03549240000 | No | 29.0 | 29.3 | 51.0 | 10.4 (8.0) | (7.0 - 9.0) | 2270 | 10 | 716 | 480 A A |
| ALFA ROMEO | | 60 | 245/60 R 18 | 105 T | SL | BSW | 15500960000 | No | 29.6 | 28.6 | 44.0 | 9.8 (7.0) | (7.0 - 8.5) | 2039 | 10 | 702 | 480 A A |
| | AUDI | 50 | 235/50 R 18 | 97 V | SL | BSW | 03549270000 | No | 27.3 | 22.0 | 51.0 | 9.6 (8.0) | (6.5 - 8.5) | 1609 | 9 | 761 | 480 A A |
| BMW | | 55 | 235/55 R 19 | 101 H | SL | BSW | 15500580000 | No | 29.2 | 29.5 | 51.0 | 9.6 (7.5) | (6.5 - 8.5) | 1818 | 10 | 712 | 480 A A |
| | AUDI | 55 | 245/55 R 19 | 103 H | SL | BSW | 04320180000 | No | 29.6 | 29.2 | 51.0 | 10.0 (7.5) | (7.0 - 8.5) | 1929 | 10 | 702 | 480 A A |
| BMW | | 55 | 235/55 R 19 | 101 V | SL | BSW | 03548520000 | No | 29.2 | 28.4 | 51.0 | 9.6 (7.5) | (6.5 - 8.5) | 1818 | 9 | 712 | 480 A A |
| | BMW | 55 | 235/55 R 19 | 101 H | SL | BSW | 15498470000 | No | 29.2 | 29.1 | 51.0 | 9.6 (7.5) | (6.5 - 8.5) | 1819 | 10 | 711 | 480 A A |
| BMW | | 50 | 265/50 R 19 | 110 H | XL | BSW | 03591780000* | No | 29.4 | 37.5 | 51.0 | 10.9 (8.5) | (7.5 - 9.5) | 2337 | 9 | 706 | 480 A A |

BSW = Black Sidewall | * = Self-Supporting Runflat

| OE PRODUCT LINE | RIM DIA (IN) | ASPECT RATIO (SERIES) | TIRE SIZE | LOAD/SPEED INDEX | LOAD RANGE | SIDEWALL | ARTICLE NUMBER | RIM PROTECTION | TIRE DIA (IN) | TIRE WT (LBS) | MAX (PSI) | OVERALL SECTION WIDTH (MEASURING RIM)-(IN) | APPROVED RIM WIDTHS (IN) | MAX LOAD (LBS) | TREAD DEPTH (32 ND S) | REVS PER MILE | UTQG | |
|-------------------------------|--------------|-----------------------|-------------|------------------|------------|-------------|----------------|----------------|---------------|---------------|------------|--|--------------------------|----------------|----------------------------------|---------------|---------|---------|
| CrossContact™ LX Sport | | | | | | | | | | | | | | | | | | |
| FORD | 19 | 60 | 255/60 R 19 | 109 H | SL | BSW | 03547200000 | No | 31.0 | 36.0 | 51.0 | 10.2 (7.5) | (7.0 - 9.0) | 2271 | 10 | 669 | 480 A A | |
| JAGUAR | | 55 | 255/55 R 19 | 111 W | XL | BSW | 03593410000 | No | 30.0 | 37.1 | 51.0 | 10.4 (8.0) | (7.0 - 9.0) | 2403 | 10 | 691 | 480 A A | |
| KIA | | 55 | 235/55 R 19 | 101 H | SL | BSW | 03593900000 | No | 29.2 | 24.9 | 51.0 | 9.6 (7.5) | (6.5 - 8.5) | 1819 | 10 | 712 | 480 A A | |
| LAND ROVER | | 55 | 255/55 R 19 | 111 W | XL | BSW | 03592740000 | No | 30.0 | 31.5 | 51.0 | 10.4 (8.0) | (7.0 - 9.0) | 2403 | 10 | 691 | 480 A A | |
| MASERATI | | 55 | 235/55 R 19 | 101 W | SL | BSW | 03594970000 | No | 29.2 | 27.4 | 51.0 | 9.6 (7.5) | (6.5 - 8.5) | 1819 | 9 | 712 | 480 A A | |
| MERCEDES-BENZ | | 50 | 255/50 R 19 | 103 H | SL | BSW | 03591120000 | No | 29.0 | 27.9 | 51.0 | 10.4 (8.0) | (7.0 - 9.0) | 1929 | 9 | 715 | 480 A A | |
| | | 55 | 235/55 R 19 | 101 H | SL | BSW | 03591110000 | No | 29.2 | 27.6 | 51.0 | 9.6 (7.5) | (6.5 - 8.5) | 1819 | 9 | 712 | 480 A A | |
| | | 55 | 235/55 R 19 | 101 H | SL | BSW | 03543280000* | No | 29.2 | 32.6 | 51.0 | 9.6 (7.5) | (6.0 - 7.0) | 1819 | 9 | 711 | 480 A A | |
| VOLVO | | 55 | 235/55 R 19 | 105 H | XL | BSW | 03549490000 | No | 29.2 | 27.7 | 51.0 | 9.6 (7.5) | (6.5 - 8.5) | 2039 | 9 | 711 | 480 A A | |
| ALFA ROMEO | | 20 | 45 | 255/45 R 20 | 101 H | SL | BSW | 15501890000 | No | 29.0 | 24.0 | 51.0 | 10.0 (8.5) | (8.0 - 9.5) | 1818 | 10 | 715 | 480 A A |
| | 45 | | 255/45 R 20 | 101 V | SL | BSW | 03593150000 | No | 29.0 | 30.4 | 51.0 | 10.0 (8.5) | (8.0 - 9.5) | 1819 | 10 | 715 | 480 A A | |
| AUDI | 45 | | 255/45 R 20 | 101 H | SL | BSW | 15498490000 | No | 29.0 | 30.4 | 51.0 | 10.0 (8.5) | (8.0 - 9.5) | 1818 | 10 | 716 | 480 A A | |
| | 45 | | 285/45 R 20 | 112 H | XL | BSW | 03542790000 | No | 30.1 | 35.7 | 51.0 | 11.2 (9.5) | (9.0 - 10.5) | 2469 | 10 | 692 | 480 A A | |
| | 50 | | 275/50 R 20 | 113 H | XL | BSW | 03549570000 | No | 30.8 | 33.1 | 51.0 | 11.2 (8.5) | (7.5 - 9.5) | 2535 | 10 | 674 | 480 A A | |
| BMW | 50 | | 255/50 R 20 | 109 H | XL | BSW | 03590080000 | No | 30.0 | 27.9 | 51.0 | 10.4 (8.0) | (7.0 - 9.0) | 2271 | 10 | 692 | 480 A A | |
| | 45 | | 275/45 R 20 | 110 H | XL | BSW | 03591790000* | No | 29.7 | 38.3 | 51.0 | 10.7 (9.0) | (8.5 - 10.5) | 2337 | 9 | 698 | 480 A A | |
| HONDA | 50 | | 275/50 R 20 | 113 H | XL | BSW | 03591800000* | No | 30.8 | 41.5 | 51.0 | 11.2 (8.5) | (7.5 - 9.5) | 2535 | 9 | 674 | 480 A A | |
| | 45 | | 265/45 R 20 | 104 H | SL | BSW | 03590360000 | No | 29.4 | 27.1 | 51.0 | 10.5 (9.0) | (8.5 - 10.0) | 1984 | 10 | 707 | 480 A A | |
| KIA | 50 | | 245/50 R 20 | 102 H | SL | BSW | 03542490000 | No | 29.6 | 28.0 | 51.0 | 10.0 (7.5) | (7.0 - 8.5) | 1874 | 10 | 699 | 480 A A | |
| | 45 | 255/45 R 20 | 105 V | XL | BSW | 03591600000 | No | 29.0 | 28.2 | 50.0 | 10.0 (8.5) | (8.0 - 9.5) | 2039 | 9 | 715 | 480 A A | | |
| LAND ROVER | 45 | 245/45 R 20 | 103 W | XL | BSW | 03593380000 | No | 28.7 | 28.9 | 51.0 | 9.6 (8.0) | (7.5 - 9.0) | 1929 | 9 | 724 | 480 A A | | |
| | 45 | 245/45 R 20 | 103 W | XL | BSW | 03593390000 | No | 28.7 | 29.7 | 51.0 | 9.6 (8.0) | (7.5 - 9.0) | 1929 | 9 | 724 | 480 A A | | |
| LINCOLN | 45 | 245/45 R 20 | 99 V | SL | BSW | 03590230000 | No | 28.7 | 27.3 | 51.0 | 9.6(8.0) | (7.5 - 9.0) | 1709 | 10 | 724 | 480 A A | | |
| | 45 | 245/45 R 20 | 99 V | SL | BSW | 03590220000 | No | 28.7 | 27.3 | 51.0 | 9.6 (8.0) | (7.5 - 9.0) | 1709 | 10 | 724 | 480 A A | | |
| | 50 | 245/50 R 20 | 102 V | SL | BSW | 15508250000 | No | 29.6 | 30.9 | 51.0 | 10.0 (7.5) | (7.0 - 8.5) | 1874 | 9 | 701 | 480 A A | | |
| MASERATI | 45 | 265/45 R 20 | 104 W | SL | BSW | 03574270000 | No | 29.4 | 29.8 | 51.0 | 10.5 (9.0) | (8.5 - 10.0) | 1984 | 10 | 707 | 480 A A | | |
| MERCEDES-BENZ | 45 | 265/45 R 20 | 108 H | XL | BSW | 03549170000 | No | 29.4 | 28.4 | 51.0 | 10.5 (9.0) | (8.5 - 10.0) | 2204 | 10 | 707 | 480 A A | | |
| TESLA | 45 | 265/45 R 20 | 108 V | XL | BSW | 03593500000 | No | 29.4 | 29.8 | 51.0 | 10.5 (9.0) | (8.5 - 10.0) | 2205 | 9 | 707 | 480 A A | | |
| | 45 | 275/45 R 20 | 110 V | XL | BSW | 03593520000 | No | 29.7 | 31.8 | 51.0 | 10.7 (9.0) | (8.5 - 10.5) | 2337 | 9 | 698 | 480 A A | | |
| VOLKSWAGEN | 45 | 275/45 R 20 | 110 H | XL | BSW | 03549250000 | No | 29.7 | 30.3 | 51.0 | 10.7 (9.0) | (8.5 - 10.0) | 2336 | 10 | 699 | 480 A A | | |
| | 50 | 255/50 R 20 | 105 T | SL | BSW | 03592200000 | No | 30.0 | 32.2 | 44.0 | 10.4 (8.0) | (7.0 - 9.0) | 2039 | 10 | 692 | 480 A A | | |

BSW = Black Sidewall | * = Self-Supporting Runflat

| OE PRODUCT LINE | RIM DIA (IN) | ASPECT RATIO (SERIES) | TIRE SIZE | LOAD/SPEED INDEX | LOAD RANGE | SIDEWALL | ARTICLE NUMBER | RIM PROTECTION | TIRE DIA (IN) | TIRE WT (LBS) | MAX (PSI) | OVERALL SECTION WIDTH (MEASURING RIM)-(IN) | APPROVED RIM WIDTHS (IN) | MAX LOAD (LBS) | TREAD DEPTH (32 ND S) | REVS PER MILE | UTQG | |
|-------------------------------|--------------|-----------------------|---------------|------------------|------------|----------|----------------|----------------|---------------|---------------|-----------|--|--------------------------|----------------|----------------------------------|---------------|---------|---------|
| CrossContact™ LX Sport | | | | | | | | | | | | | | | | | | |
| VOLVO | 20 | 45 | 255/45 R 20 | 105 H | XL | BSW | 03548500000 | No | 29.0 | 27.3 | 50.0 | 10.0 (8.5) | (8.0 - 9.5) | 2039 | 9 | 715 | 480 A A | |
| AUDI | 20 | 40 | 285/40 R 21 | 109 H | XL | BSW | 03548420000 | No | 30.0 | 33.7 | 51.0 | 11.4 (10.0) | (9.5 - 11.0) | 2271 | 10 | 693 | 480 A A | |
| | | 45 | 285/45 R 21 | 113 H | XL | BSW | 03549540000 | No | 31.1 | 33.0 | 51.0 | 11.2 (9.5) | (9.0 - 10.5) | 2535 | 10 | 668 | 480 A A | |
| | | 45 | 265/45 R 21 | 108 H | XL | BSW | 03591160000 | No | 30.4 | 33.1 | 51.0 | 10.5 (9.0) | (8.5 - 10.0) | 2205 | 10 | 684 | 480 A A | |
| | | 45 | 285/45 R 21 | 113 H | XL | BSW | 03549530000 | No | 31.1 | 33.0 | 51.0 | 11.2 (9.5) | (9.0 - 10.5) | 2535 | 10 | 668 | 480 A A | |
| BMW | 20 | 45 | 285/45 R 21 | 113 H | XL | BSW | 03591810000 | No | 31.1 | 36.2 | 51.0 | 10.7 (9.5) | (9.0 - 10.5) | 2535 | 9 | 668 | 480 A A | |
| | | 45 | 285/45 R 21 | 113 H | XL | BSW | 03591820000* | No | 31.1 | 43.4 | 51.0 | 10.2 (9.0) | (8.5 - 10.0) | 2535 | 9 | 668 | 480 A A | |
| CHEVROLET | 21 | 45 | 265/45 R 21 | 104 V | SL | BSW | 15507910000 | No | 30.4 | 31.9 | 51.0 | 10.5 (9.0) | (8.5 - 10.0) | 1984 | 9 | 684 | 480 A A | |
| JEEP | | 45 | 275/45 R 21 | 110 Y | XL | BSW | 03595080000 | No | 30.7 | 37.3 | 51.0 | 10.7 (9.0) | (8.5 - 10.5) | 2337 | 10 | 676 | 480 A A | |
| LAND ROVER | | 45 | 265/45 R 21 | 108 W | XL | BSW | 03590140000 | No | 30.4 | 34.5 | 50.0 | 10.5 (9.0) | (8.5 - 10.0) | 2204 | 10 | 684 | 480 A A | |
| | | 45 | 275/45 R 21 | 110 Y | XL | BSW | 03543130000 | No | 30.7 | 33.8 | 51.0 | 10.7 (9.0) | (8.5 - 10.5) | 2337 | 9 | 677 | 480 A A | |
| LINCOLN | | 40 | 265/40 R 21 | 101 V | SL | BSW | 15570600000 | No | 29.3 | 30.6 | 51.0 | 10.7 (9.5) | (9.0 - 10.5) | 1819 | 9 | 708 | 480 A A | |
| MERCEDES-BENZ | | 40 | 315/40 R 21 | 115 V | XL | BSW | 03549700000 | No | 30.9 | 39.2 | 51.0 | 12.6 (11.0) | (10.5 - 12.5) | 2679 | 9 | 672 | 480 A A | |
| | | 45 | 275/45 R 21 | 107 H | SL | BSW | 03543190000 | No | 30.7 | 31.0 | 51.0 | 10.7 (9.0) | (8.5 - 10.5) | 2337 | 10 | 677 | 480 A A | |
| | | 45 | 275/45 R 21 | 110 V | XL | BSW | 03593250000 | No | 30.7 | 36.3 | 51.0 | 10.7 (9.0) | (8.5 - 10.5) | 2337 | 10 | 676 | 480 A A | |
| AUDI | | 22 | 40 | 285/ 40 R 22 | 110 H | XL | BSW | 03549590000 | No | 31.0 | 35.0 | 51.0 | 11.4 (10.0) | (9.5 - 11.0) | 2337 | 10 | 671 | 480 A A |
| | | | 40 | 285/40 R 22 | 110 H | XL | BSW | 03549600000 | No | 31.0 | 33.7 | 51.0 | 11.4 (10.0) | (9.5 - 11.0) | 2337 | 10 | 671 | 480 A A |
| LAND ROVER | 22 | 40 | 265/40 R 22 | 106 Y | XL | BSW | 03547380000 | No | 30.3 | 36.6 | 50.0 | 10.7 (9.5) | (9.0 - 10.5) | 2094 | 10 | 685 | 480 A A | |
| | | 40 | 275/40 R 22 | 108 Y | XL | BSW | 03549260000 | No | 30.7 | 33.3 | 51.0 | 10.9 (9.5) | (9.0 - 10.5) | 2205 | 9 | 677 | 480 A A | |
| | | 40 | 265/40 R 22 | 106 Y | XL | BSW | 03595290000 | No | 30.3 | 38.7 | 50.0 | 10.7 (9.5) | (9.0 - 10.5) | 2094 | 10 | 685 | 480 A A | |
| | | 40 | 275/40 R 22 | 108 Y | XL | BSW | 03543870000 | No | 30.7 | 33.3 | 51.0 | 10.9 (9.5) | (9.0 - 10.5) | 2205 | 9 | 677 | 480 A A | |
| | | 40 | 285/40 R 22 | 110 Y | XL | BSW | 03544620000 | No | 31.0 | 36.4 | 51.0 | 11.4 (10.0) | (9.5 - 11.0) | 2094 | 10 | 670 | 480 A A | |
| CrossContact™ LX20 | | | | | | | | | | | | | | | | | | |
| BUICK | 20 | 55 | 255/55 R 20 | 107 H | SL | BSW | 15571080000 | No | 31.0 | 33.8 | 51.0 | 10.4 (8.0) | (7.0 - 9.0) | 2149 | 11 | 669 | 680 A A | |
| CHEVROLET | | 55 | P 275/55 R 20 | 111 T | SL | BSW | 15508200000 | No | 31.9 | 38.1 | 44.0 | 11.2 (8.5) | (7.5 - 9.5) | 2403 | 11 | 651 | 740 A B | |
| | | 55 | P275/55 R 20 | 111 S | SL | BSW | 15493040000 | No | 31.9 | 38.1 | 44.0 | 11.2 (8.5) | (7.5 - 9.5) | 2403 | 11 | 651 | 740 A B | |
| | | 60 | 275/60 R 20 | 115 T | SL | BSW | 15507930000 | No | 33.0 | 39.1 | 44.0 | 11.0 (8.0) | (7.5 - 9.5) | 2679 | 11 | 630 | 740 A B | |
| CrossContact™ RX | | | | | | | | | | | | | | | | | | |
| JEEP | 17 | 60 | 215/60 R 17 | 96 H | SL | BSW | 03592560000 | No | 27.2 | 21.0 | 51.0 | 8.7 (6.5) | (6.0 - 7.5) | 1565 | 10 | 765 | 480 A A | |
| NISSAN | | 65 | 235/65 R 17 | 104 H | SL | BSW | 03592230000 | No | 29.0 | 26.3 | 51.0 | 9.4 (7.0) | (6.5 - 8.5) | 1984 | 10 | 716 | 480 A A | |
| KIA | 19 | 55 | 235/55 R 19 | 101 H | SL | BSW | 03592580000 | No | 29.2 | 27.2 | 51.0 | 9.6 (7.5) | (6.5 - 8.5) | 1819 | 9 | 712 | 480 A A | |
| LAND ROVER | | 65 | 255/65 R 19 | 114 V | XL | BSW | 03590920000 | No | 32.1 | 35.4 | 50.0 | 10.2 (7.5) | (7.0 - 9.0) | 2601 | 9 | 648 | 480 A A | |
| FORD | 20 | 45 | 245/45 R 20 | 103 H | XL | BSW | 03592930000 | No | 28.7 | 25.8 | 51.0 | 9.6 (8.0) | (7.5 - 9.0) | 1929 | 9 | 724 | 480 A A | |

BSW = Black Sidewall | * = Self-Supporting Runflat

| OE PRODUCT LINE | RIM DIA (IN) | ASPECT RATIO (SERIES) | TIRE SIZE | LOAD/SPEED INDEX | LOAD RANGE | SIDEWALL | ARTICLE NUMBER | RIM PROTECTION | TIRE DIA (IN) | TIRE WT (LBS) | MAX (PSI) | OVERALL SECTION WIDTH (MEASURING RIM)-(IN) | APPROVED RIM WIDTHS (IN) | MAX LOAD (LBS) | TREAD DEPTH (32 ND S) | REVS PER MILE | UTQG | |
|-------------------------|--------------|-----------------------|-------------|------------------|------------|-------------|----------------|----------------|---------------|---------------|------------|--|--------------------------|----------------|----------------------------------|---------------|---------|--|
| CrossContact™ RX | | | | | | | | | | | | | | | | | | |
| KIA | 20 | 45 | 255/45 R 20 | 105 H | XL | BSW | 03594820000 | No | 29.0 | 31.7 | 51.0 | 10.0 (8.5) | (8.0 - 9.5) | 2039 | 10 | 715 | 480 A A | |
| MERCEDES-BENZ | | 35 | 295/35 R 20 | 105 V | XL | BSW | 03594410000 | No | 28.1 | 31.3 | 51.0 | 11.9 (10.5) | (10.0 - 11.5) | 2039 | 10 | 738 | 480 A A | |
| | | 40 | 265/40 R 20 | 104 V | XL | BSW | 03594400000 | No | 28.3 | 26.5 | 51.0 | 10.7 (9.5) | (9.0 - 10.5) | 1984 | 10 | 733 | 480 A A | |
| ACURA | 21 | 40 | 275/40 R 21 | 107 H | XL | BSW | 03591710000 | No | 29.7 | 36.7 | 51.0 | 10.9 (9.5) | (9.0 - 11.0) | 2149 | 10 | 700 | 480 A A | |
| ALFA ROMEO | | 40 | 255/40 R 21 | 102 V | XL | BSW | 03593200000 | No | 29.0 | 28.4 | 50.0 | 10.2 (9.0) | (8.5 - 10.0) | 1874 | 10 | 716 | 480 A A | |
| MASERATI | | 35 | 295/35 R 21 | 107 W | XL | BSW | 03594320000 | No | 29.1 | 32.7 | 50.0 | 11.9 (10.5) | (10.0 - 11.5) | 2149 | 10 | 713 | 480 A A | |
| | | 40 | 255/40 R 21 | 102 W | XL | BSW | 03594300000 | No | 29.0 | 28.4 | 50.0 | 10.2 (9.0) | (8.5 - 10.0) | 1874 | 10 | 716 | 480 A A | |
| MERCEDES-BENZ | | 30 | 295/30 R 21 | 102 W | XL | BSW | 03594680000 | No | 28.0 | 31.1 | 51.0 | 11.9 (10.5) | (10.0 - 11.0) | 1874 | 9 | 743 | 480 A A | |
| | | 35 | 265/35 R 21 | 101 W | XL | BSW | 03594660000 | No | 28.3 | 33.6 | 51.0 | 10.7 (9.5) | (9.0 - 10.5) | 1819 | 9 | 734 | 480 A A | |
| LAND ROVER | | 45 | 275/45 R 22 | 112 W | XL | BSW | 03590940000 | No | 31.7 | 35.4 | 50.0 | 10.7 (9.0) | (8.5 - 10.5) | 2469 | 9 | 654 | 480 A A | |
| | 45 | HL 275/45 R 22 | 115 W | XL | BSW | 03594860000 | No | 31.7 | 34.0 | 50.0 | 10.7 (9.0) | (8.5 - 9.5) | 2679 | 9 | 654 | 480 A A | | |

CrossContact™ UHP

| | | | | | | | | | | | | | | | | | |
|---------------|----|----|--------------|-------------|-------|-----|-------------|-------------|------|------|------|-------------|---------------|-------------|------|-----|----------|
| VOLKSWAGEN | 18 | 55 | 255/55 R 18 | 109 W | XL | BSW | 03564260000 | No | 29.0 | 32.2 | 51.0 | 10.4 (8.0) | (7.0 - 9.0) | 2271 | 10 | 715 | 420 A A |
| LAND ROVER | 19 | 55 | 235/55 R 19 | 105 W | XL | BSW | 03580390000 | No | 29.2 | 26.1 | 51.0 | 9.3 (7.5) | (6.5 - 8.5) | 2039 | 10 | 712 | 420 A A |
| MERCEDES-BENZ | | 50 | 255/50 R 19 | 103 W | SL | BSW | 03548790000 | No | 29.0 | 29.5 | 51.0 | 10.4 (8.0) | (7.0 - 9.0) | 1929 | 10 | 716 | 420 A A |
| | | 20 | 50 | 275/50 R 20 | 109 W | SL | BSW | 03548760000 | No | 30.8 | 34.2 | 51.0 | 11.2 (8.5) | (7.5 - 9.5) | 2270 | 10 | 674 |
| MERCEDES-BENZ | 21 | 35 | 295/35 ZR 21 | 107 Y | XL | BSW | 03548740000 | No | 29.1 | 32.9 | 51.0 | 11.9 (10.5) | (10.0 - 11.5) | 2149 | 10 | 714 | 280 AA A |
| | | 40 | 265/40 R 21 | 105 Y | XL | BSW | 03548730000 | No | 29.3 | 28.7 | 51.0 | 10.7 (9.5) | (9.0 - 10.5) | 2039 | 9 | 708 | 420 AA A |
| | | 40 | 295/40 R 21 | 111 W | XL | BSW | 03548710000 | No | 30.3 | 34.6 | 51.0 | 11.9 (10.5) | (10.0 - 11.5) | 2403 | 10 | 686 | 420 A A |
| PORSCHE | | 35 | 295/35 R 21 | 107 Y | XL | BSW | 03589710000 | No | 29.1 | 34.7 | 51.0 | 11.9 (10.5) | (10.0 - 11.5) | 2149 | 10 | 713 | 280 AA A |

PremiumContact™ 6

| | | | | | | | | | | | | | | | | | |
|----------|----|----|--------------|---------|----|-----|--------------|----|------|------|------|------------|--------------|------|---|-----|----------|
| BMW | 17 | 55 | 225/55 R 17 | 97 W | SL | BSW | 03573000000* | No | 26.7 | 25.7 | 51.0 | 9.2 (7.0) | (6.0 - 8.0) | 1609 | 9 | 777 | 280 AA A |
| | 18 | 50 | 225/50 R 18 | 99 W | XL | BSW | 03585200000 | No | 26.9 | 20.7 | 51.0 | 9.2 (7.0) | (6.0 - 8.0) | 1709 | 9 | 773 | 280 AA A |
| | | 50 | 225/50 R 18 | 95 W | SL | BSW | 03573020000* | No | 26.9 | 26.1 | 51.0 | 9.2 (7.0) | (6.0 - 8.0) | 1521 | 9 | 773 | 280 AA A |
| HYUNDAI | 19 | 45 | 225/45 R 19 | 92 W | SL | BSW | 03573050000* | No | 27.0 | 23.6 | 51.0 | 8.9 (7.5) | (7.0 - 8.5) | 1389 | 9 | 770 | 280 AA A |
| | | 40 | 245/40 R 19 | 98 Y | XL | BSW | 03586490000 | No | 26.7 | 24.0 | 51.0 | 9.8 (8.5) | (8.0 - 9.5) | 1653 | 9 | 778 | 280 AA A |
| | | 40 | 275/40 ZR 19 | (101 Y) | SL | BSW | 03114760000 | No | 27.7 | 27.9 | 51.0 | 10.9 (9.5) | (9.0 - 11.0) | 1819 | 9 | 751 | 280 AA A |
| MASERATI | 19 | 45 | 245/45 ZR 19 | (98 Y) | SL | BSW | 03114750000 | No | 27.7 | 24.4 | 51.0 | 9.6 (8.0) | (7.5 - 9.0) | 1653 | 9 | 750 | 280 AA A |
| | | 45 | 275/45 R 19 | 108 Y | XL | BSW | 03581120000 | No | 28.7 | 30.2 | 50.0 | 10.7 (9.0) | (8.5 - 10.5) | 2205 | 9 | 723 | 280 AA A |
| PORSCHÉ | 19 | 55 | 225/55 R 19 | 103 Y | XL | BSW | 03581110000 | No | 28.7 | 28.3 | 51.0 | 9.2 (7.0) | (6.0 - 8.0) | 1929 | 9 | 723 | 280 AA A |
| | | 40 | 235/40 R 19 | 96 W | XL | BSW | 03589210000 | No | 26.4 | 25.4 | 51.0 | 9.5 (8.5) | (8.0 - 9.5) | 1565 | 9 | 787 | 280 AA A |
| AUDI | 20 | 45 | 245/45 R 20 | 103 Y | XL | BSW | 03581740000 | No | 28.7 | 27.6 | 50.0 | 9.6 (8.0) | (7.5 - 9.0) | 1929 | 9 | 724 | 280 AA A |
| VOLVO | | 40 | 245/40 R 20 | 99 V | XL | BSW | 03115080000 | No | 27.7 | 26.9 | 50.0 | 9.8 (8.5) | (8.0 - 9.5) | 1709 | 9 | 750 | 280 AA A |

BSW = Black Sidewall | * = Self-Supporting Runflat

| OE PRODUCT LINE | RIM DIA (IN) | ASPECT RATIO (SERIES) | TIRE SIZE | LOAD/SPEED INDEX | LOAD RANGE | SIDEWALL | ARTICLE NUMBER | RIM PROTECTION | TIRE DIA (IN) | TIRE WT (LBS) | MAX (PSI) | OVERALL SECTION WIDTH (MEASURING RIM)-(IN) | APPROVED RIM WIDTHS (IN) | MAX LOAD (LBS) | TREAD DEPTH (32 ND S) | REVS PER MILE | UTQG | |
|--------------------------|--------------|-----------------------|-------------|------------------|------------|-------------|----------------|----------------|---------------|---------------|------------|--|--------------------------|----------------|----------------------------------|---------------|----------|----------|
| PremiumContact™ 6 | | | | | | | | | | | | | | | | | | |
| BMW | 21 | 35 | 315/35 R 21 | 111 Y | XL | BSW | 03582060000* | No | 29.7 | 42.1 | 50.0 | 126 (11.0) | (105 - 125) | 2403 | 8 | 700 | 280 AA A | |
| | | 40 | 275/40 R 21 | 107 Y | XL | BSW | 03582040000* | No | 29.7 | 35.0 | 50.0 | 109 (9.5) | (9.0 - 11.0) | 2149 | 8 | 700 | 280 A A | |
| MERCEDES-BENZ | | 45 | 315/45 R 21 | 116 Y | SL | BSW | 03586350000 | No | 32.2 | 41.9 | 51.0 | 124 (10.5) | (10.0 - 12.0) | 2756 | 9 | 646 | 280 AA A | |
| | | 50 | 275/50 R 21 | 113 Y | XL | BSW | 03586340000 | No | 31.8 | 39.3 | 51.0 | 112 (8.5) | (7.5 - 9.5) | 2535 | 9 | 653 | 280 AA A | |
| BMW | 22 | 30 | 315/30 R 22 | 107 Y | XL | BSW | 03588800000 | No | 29.4 | 33.9 | 50.0 | 126 (11.0) | (105 - 115) | 2149 | 8 | 706 | 280 AA A | |
| | | 30 | 315/30 R 22 | 107 Y | XL | BSW | 03588850000 | No | 29.4 | 35.8 | 50.0 | 126 (11.0) | (105 - 115) | 2149 | 8 | 706 | 280 AA A | |
| | | 35 | 275/35 R 22 | 104 Y | XL | BSW | 03588650000 | No | 29.6 | 31.1 | 50.0 | 109 (9.5) | (9.0 - 11.0) | 1984 | 8 | 702 | 280 AA A | |
| | | 35 | 315/35 R 22 | 111 Y | XL | BSW | 03580920000* | No | 30.7 | 42.0 | 50.0 | 126 (11.0) | (105 - 125) | 2403 | 8 | 677 | 280 AA A | |
| | | 35 | 275/35 R 22 | 104 Y | XL | BSW | 03588770000 | No | 29.6 | 32.2 | 50.0 | 109 (9.5) | (9.0 - 11.0) | 1984 | 8 | 702 | 280 AA A | |
| | | 35 | 315/35 R 22 | 111 Y | XL | BSW | 03588080000* | No | 30.7 | 44.2 | 50.0 | 126 (11.0) | (105 - 125) | 2403 | 8 | 677 | 280 AA A | |
| | | 40 | 275/40 R 22 | 107 Y | XL | BSW | 03580910000* | No | 30.7 | 37.8 | 50.0 | 109 (9.5) | (9.0 - 11.0) | 2149 | 8 | 678 | 280 AA A | |
| | | 40 | 275/40 R 22 | 107 Y | XL | BSW | 03588110000* | No | 30.7 | 37.3 | 50.0 | 109 (9.5) | (9.0 - 11.0) | 2149 | 8 | 678 | 280 AA A | |
| | | JAGUAR | 40 | 255/40 R 22 | 103 V | XL | BSW | 03112260000 | No | 30.0 | 35.5 | 50.0 | 102 (9.0) | (8.5 - 10.0) | 1929 | 9 | 692 | 280 AA A |
| | | MERCEDES-BENZ | 40 | 325/40 R 22 | 114 Y | SL | BSW | 03586250000 | No | 32.2 | 41.3 | 51.0 | 130 (11.5) | (11.0 - 13.0) | 2601 | 9 | 644 | 280 AA A |
| 40 | 325/40 R 22 | | 114 Y | SL | BSW | 03111440000 | No | 32.2 | 40.6 | 51.0 | 130 (11.5) | (11.0 - 13.0) | 2601 | 9 | 644 | 280 AA A | | |
| 45 | 285/45 R 22 | | 114 Y | XL | BSW | 03111430000 | No | 32.1 | 37.2 | 51.0 | 112 (9.5) | (9.0 - 10.5) | 2601 | 9 | 647 | 280 AA A | | |
| 45 | 285/45 R 22 | | 114 Y | XL | BSW | 03586240000 | No | 32.1 | 38.2 | 51.0 | 112 (9.5) | (9.0 - 10.5) | 2601 | 9 | 647 | 280 AA A | | |

ProContact™ GX

| | | | | | | | | | | | | | | | | | |
|---------------|-------------|-------------|-------------|-------|-------------|--------------|--------------|------|------|-----------|-------------|-------------|-------------|------|---------|---------|---------|
| AUDI | 18 | 40 | 245/40 R 18 | 97 H | XL | BSW | 15572010000 | No | 25.7 | 21.9 | 51.0 | 9.8 (8.5) | (8.0 - 9.5) | 1609 | 9 | 808 | 500 A A |
| BMW | | 40 | 225/40 R 18 | 92 H | XL | BSW | 03586090000* | No | 25.1 | 23.2 | 51.0 | 9.1 (8.0) | (7.5 - 9.0) | 1389 | 9 | 828 | 500 A A |
| | | 45 | 225/45 R 18 | 95 H | XL | BSW | 15572110000* | No | 26.0 | 24.3 | 51.0 | 8.9 (7.5) | (7.0 - 8.5) | 1521 | 8 | 800 | 500 A A |
| JAGUAR | | 55 | 225/55 R 18 | 102 H | XL | BSW | 15575320000 | No | 27.7 | 23.1 | 51.0 | 9.2 (7.0) | (6.0 - 8.0) | 1874 | 9 | 749 | 500 A A |
| | | 45 | 225/45 R 18 | 95 H | XL | BSW | 15498120000 | No | 26.0 | 26.6 | 51.0 | 8.9 (7.5) | (7.0 - 8.5) | 1521 | 9 | 799 | 500 A A |
| MERCEDES-BENZ | | 40 | 235/40 R 18 | 95 V | XL | BSW | 03588780000* | No | 25.4 | 24.1 | 51.0 | 9.5 (8.5) | (8.0 - 9.5) | 1521 | 9 | 818 | 400 A A |
| | | 40 | 245/40 R 18 | 97 H | XL | BSW | 15494340000* | No | 25.7 | 25.1 | 51.0 | 9.8 (8.5) | (8.0 - 9.5) | 1609 | 10 | 808 | 500 A A |
| | | 40 | 245/40 R 18 | 97 H | XL | BSW | 03587270000* | No | 25.7 | 24.4 | 51.0 | 9.8 (8.5) | (8.0 - 9.5) | 1609 | 9 | 808 | 500 A A |
| | | 45 | 225/45 R 18 | 95 H | XL | BSW | 15494330000* | No | 26.0 | 23.9 | 51.0 | 8.9 (7.5) | (7.0 - 8.5) | 1521 | 10 | 799 | 500 A A |
| | | 45 | 225/45 R 18 | 95 H | XL | BSW | 03587260000* | No | 26.0 | 23.2 | 51.0 | 8.9 (7.5) | (7.0 - 8.5) | 1521 | 9 | 800 | 500 A A |
| | 55 | 235/55 R 18 | 100 H | SL | BSW | 15506440000* | No | 28.2 | 31.3 | 51.0 | 9.6 (7.5) | (6.5 - 8.5) | 1764 | 9 | 737 | 500 A A | |
| | 55 | 235/55 R 18 | 100 H | SL | BSW | 15506440000* | No | 28.2 | 31.3 | 51.0 | 9.6 (7.5) | (6.5 - 8.5) | 1764 | 9 | 737 | 500 A A | |
| | 55 | 235/55 R 18 | 104 T | XL | BSW | 03584510000* | No | 28.2 | 28.9 | 51.0 | 9.6 (7.5) | (6.5 - 8.5) | 1984 | 9 | 737 | 540 A B | |
| 60 | 235/60 R 18 | 103 H | SL | BSW | 15574250000 | No | 29.1 | 25.4 | 51.0 | 9.4 (7.0) | (6.5 - 8.5) | 1929 | 10 | 714 | 500 A A | | |

BSW = Black Sidewall | * = Self-Supporting Runflat

| OE PRODUCT LINE | RIM DIA (IN) | ASPECT RATIO (SERIES) | TIRE SIZE | LOAD/SPEED INDEX | LOAD RANGE | SIDEWALL | ARTICLE NUMBER | RIM PROTECTION | TIRE DIA (IN) | TIRE WT (LBS) | MAX (PSI) | OVERALL SECTION WIDTH (MEASURING RIM)-(IN) | APPROVED RIM WIDTHS (IN) | MAX LOAD (LBS) | TREAD DEPTH (32 ^{nds}) | REVS PER MILE | UTQG |
|-----------------------|--------------|-----------------------|-------------|------------------|------------|-------------|----------------|----------------|---------------|---------------|-----------|--|--------------------------|----------------|----------------------------------|---------------|---------|
| ProContact™ GX | | | | | | | | | | | | | | | | | |
| AUDI | 19 | 35 | 255/35 R 19 | 96 H | XL | BSW | 15573690000 | No | 26.0 | 25.1 | 51.0 | 10.2 (9.0) | (8.5 - 10.0) | 1565 | 10 | 798 | 500 A A |
| BMW | | 35 | 275/35 R 19 | 100 H | XL | BSW | 15507540000* | No | 26.6 | 31.7 | 51.0 | 10.9 (9.5) | (9.0 - 11.0) | 1764 | 8 | 782 | 500 A A |
| | | 35 | 275/35 R 19 | 100 H | XL | BSW | 15507540000* | No | 26.6 | 31.7 | 51.0 | 10.9 (9.5) | (9.0 - 11.0) | 1764 | 8 | 782 | 500 A A |
| | | 40 | 245/40 R 19 | 98 H | XL | BSW | 15500600000* | No | 26.7 | 25.8 | 51.0 | 9.8 (8.5) | (8.0 - 9.5) | 1653 | 9 | 778 | 500 A A |
| | | 45 | 245/45 R 19 | 102 H | XL | BSW | 15575340000 | No | 27.7 | 25.5 | 51.0 | 9.6 (8.0) | (7.5 - 9.0) | 1874 | 9 | 750 | 500 A A |
| JAGUAR | | 40 | 245/40 R 19 | 98 H | XL | BSW | 15500430000 | No | 26.7 | 22.9 | 51.0 | 9.8 (8.5) | (8.0 - 9.5) | 1653 | 9 | 778 | 500 A A |
| JEEP | | 45 | 235/45 R 19 | 95 H | SL | BSW | 03584920000* | No | 27.3 | 27.6 | 51.0 | 9.3 (8.0) | (7.5 - 9.0) | 1521 | 9 | 760 | 500 A A |
| MERCEDES-BENZ | | 35 | 275/35 R 19 | 100 H | XL | BSW | 15501330000* | No | 26.6 | 31.5 | 51.0 | 10.9 (9.5) | (9.0 - 11.0) | 1763 | 10 | 781 | 500 A A |
| | | 40 | 275/40 R 19 | 101 H | SL | BSW | 15494250000* | No | 27.7 | 33.9 | 51.0 | 10.9 (9.5) | (9.0 - 11.0) | 1818 | 9 | 750 | 500 A A |
| | | 45 | 245/45 R 19 | 102 H | XL | BSW | 15489480000* | No | 27.7 | 32.3 | 51.0 | 9.6 (8.0) | (7.5 - 9.0) | 1874 | 10 | 750 | 500 A A |
| | | 50 | 235/50 R 19 | 99 H | SL | BSW | 15506450000* | No | 28.3 | 31.1 | 51.0 | 9.6 (7.5) | (6.5 - 8.5) | 1709 | 9 | 735 | 500 A A |
| | | 50 | 235/50 R 19 | 99 H | SL | BSW | 15506450000* | No | 28.3 | 31.1 | 51.0 | 9.6 (7.5) | (6.5 - 8.5) | 1709 | 9 | 735 | 500 A A |
| | | 50 | 255/50 R 19 | 107 H | XL | BSW | 15575220000* | No | 29.0 | 33.8 | 51.0 | 10.4 (8.0) | (7.0 - 9.0) | 2149 | 10 | 715 | 500 A A |
| | | 50 | 235/50 R 19 | 99 V | SL | BSW | 03586870000* | No | 28.3 | 30.9 | 51.0 | 9.6 (7.5) | (6.5 - 8.5) | 1709 | 9 | 735 | 400 A A |
| | | 50 | 235/50 R 19 | 103 T | XL | BSW | 03584460000* | No | 28.3 | 28.0 | 51.0 | 9.6 (7.5) | (6.5 - 8.5) | 1929 | 9 | 735 | 540 A B |
| | | 55 | 235/55 R 19 | 105 H | XL | BSW | 15575210000* | No | 29.2 | 31.8 | 51.0 | 9.6 (7.5) | (6.5 - 8.5) | 2039 | 10 | 712 | 500 A A |
| | 55 | 235/55 R 19 | 105 H | XL | BSW | 15574240000 | No | 29.2 | 26.0 | 51.0 | 9.6 (7.5) | (6.5 - 8.5) | 2039 | 10 | 712 | 500 A A | |

ProContact™ RX

| | | | | | | | | | | | | | | | | | |
|------------|----|----|-------------|-------|----|-----|--------------|----|------|------|------|-------------|--------------|------|---|-----|----------|
| ALFA ROMEO | 17 | 50 | 225/50 R 17 | 94 V | SL | BSW | 15572040000* | No | 25.9 | 26.4 | 51.0 | 9.2 (7.0) | (6.0 - 8.0) | 1477 | 9 | 803 | 400 AA A |
| CADILLAC | | 45 | 225/45 R 17 | 91 V | SL | BSW | 15499540000 | No | 25.0 | 20.3 | 51.0 | 8.9 (7.5) | (7.0 - 8.5) | 1356 | 9 | 832 | 400 A A |
| ALFA ROMEO | 18 | 45 | 225/45 R 18 | 91 V | SL | BSW | 15572050000* | No | 26.0 | 24.0 | 51.0 | 8.9 (7.5) | (7.0 - 8.5) | 1356 | 9 | 800 | 400 A A |
| CADILLAC | | 40 | 235/40 R 18 | 91 V | SL | BSW | 15499390000 | No | 25.4 | 23.0 | 51.0 | 9.5 (8.5) | (8.0 - 9.5) | 1356 | 9 | 818 | 400 A A |
| | | 40 | 235/40 R 18 | 91 V | SL | BSW | 15575060000* | No | 25.4 | 24.7 | 51.0 | 9.5 (8.5) | (8.0 - 9.5) | 1356 | 9 | 818 | 400 A A |
| KIA | | 45 | 225/45 R 18 | 95 V | XL | BSW | 15575390000 | No | 26.0 | 21.8 | 51.0 | 8.9 (7.5) | (7.0 - 8.5) | 1521 | 9 | 800 | 400 A A |
| CADILLAC | 19 | 35 | 235/35 R 19 | 91 V | XL | BSW | 15500150000* | No | 25.5 | 23.4 | 51.0 | 9.5 (8.5) | (8.0 - 9.5) | 1356 | 9 | 815 | 400 A A |
| HYUNDAI | | 35 | 275/35 R 19 | 96 W | SL | BSW | 03580470000 | No | 26.6 | 28.0 | 51.0 | 10.9 (9.5) | (9.0 - 11.0) | 1565 | 9 | 782 | 400 A A |
| POLESTAR | | 45 | 245/45 R 19 | 102 V | XL | BSW | 15574310000 | No | 27.7 | 29.4 | 50.0 | 9.6 (8.0) | (7.5 - 9.0) | 1874 | 9 | 750 | 400 A A |
| PORSCHE | | 45 | 275/45 R 19 | 108 H | XL | BSW | 15574170000 | No | 28.7 | 31.7 | 50.0 | 10.7 (9.0) | (8.5 - 10.5) | 2205 | 9 | 723 | 500 A A |
| | | 55 | 225/55 R 19 | 103 H | XL | BSW | 15574180000 | No | 28.7 | 28.6 | 51.0 | 9.2 (7.0) | (6.0 - 8.0) | 1929 | 9 | 723 | 500 A A |
| TESLA | | 40 | 285/40 R 19 | 107 W | XL | BSW | 15577860000 | No | 28.0 | 30.0 | 51.0 | 11.4 (10.0) | (9.5 - 11.0) | 2149 | 9 | 743 | 400 A A |
| | | 40 | 235/40 R 19 | 96 W | XL | BSW | 15571540000 | No | 26.4 | 24.3 | 51.0 | 9.5 (8.5) | (8.0 - 9.5) | 1565 | 9 | 787 | 400 A A |
| | | 45 | 255/45 R 19 | 104 W | XL | BSW | 15578540000 | No | 28.0 | 25.8 | 51.0 | 10.0 (8.5) | (8.0 - 9.5) | 1984 | 9 | 741 | 400 A A |

BSW = Black Sidewall | * = Self-Supporting Runflat

| OE PRODUCT LINE | RIM DIA (IN) | ASPECT RATIO (SERIES) | TIRE SIZE | LOAD/SPEED INDEX | LOAD RANGE | SIDEWALL | ARTICLE NUMBER | RIM PROTECTION | TIRE DIA (IN) | TIRE WT (LBS) | MAX (PSI) | OVERALL SECTION WIDTH (MEASURING RIM)-(IN) | APPROVED RIM WIDTHS (IN) | MAX LOAD (LBS) | TREAD DEPTH (3 RD S) | REVS PER MILE | UTQG |
|-----------------------|--------------|-----------------------|-------------|------------------|------------|----------|----------------|----------------|---------------|---------------|-----------|--|--------------------------|----------------|---------------------------------|---------------|---------|
| ProContact™ RX | | | | | | | | | | | | | | | | | |
| TESLA | 19 | 45 | 255/45 R 19 | 104 W | XL | BSW | 15577870000 | No | 28.0 | 272 | 51.0 | 10.0 (8.5) | (8.0 - 9.5) | 1984 | 9 | 741 | 400 A A |
| VOLKSWAGEN | | 40 | 235/40 R 19 | 92 H | SL | BSW | 15572180000 | No | 26.4 | 213 | 51.0 | 9.5 (8.5) | (8.0 - 9.5) | 1389 | 9 | 787 | 500 A A |
| VOLVO | | 45 | 255/45 R 19 | 104 H | XL | BSW | 03118790000 | No | 28.0 | 271 | 51.0 | 10.0 (8.5) | (8.0 - 9.5) | 1984 | 9 | 741 | 500 A A |
| | | 50 | 235/50 R 19 | 103 H | XL | BSW | 03118780000 | No | 28.3 | 261 | 51.0 | 9.6 (7.5) | (6.5 - 8.5) | 1929 | 9 | 735 | 500 A A |
| PORSCHE | 20 | 40 | 285/40 R 20 | 108 H | XL | BSW | 15507770000 | No | 29.0 | 331 | 51.0 | 11.4 (10.0) | (9.5 - 11.0) | 2205 | 9 | 717 | 500 A A |
| | | 45 | 245/45 R 20 | 103 H | XL | BSW | 15574160000 | No | 28.7 | 279 | 50.0 | 9.6 (8.0) | (7.5 - 9.0) | 1929 | 9 | 724 | 500 A A |
| | 21 | 30 | 305/30 R 21 | 104 H | XL | BSW | 15507750000 | No | 28.2 | 319 | 50.0 | 12.3 (11.0) | (10.5 - 11.5) | 1984 | 9 | 737 | 500 A A |
| | | 35 | 265/35 R 21 | 101 H | XL | BSW | 15574190000 | No | 28.3 | 251 | 50.0 | 10.7 (9.5) | (9.0 - 10.5) | 1819 | 9 | 734 | 500 A A |

| | | | | | | | | | | | | | | | | | | |
|-----------------------|----|-------------|-------------|---------------|------|-------------|-------------|-------------|------|------|-----------|-------------|--------------|-------------|------|---------|---------|---------|
| ProContact™ TX | | | | | | | | | | | | | | | | | | |
| KIA | 15 | 65 | 185/65 R 15 | 88 H | SL | BSW | 15502440000 | No | 24.5 | 166 | 51.0 | 7.3 (5.5) | (5.0 - 6.5) | 1235 | 10 | 849 | 500 A A | |
| NISSAN | | 65 | 195/65 R 15 | 91 H | SL | BSW | 15570430000 | No | 25.0 | 177 | 51.0 | 7.9 (6.0) | (5.5 - 7.0) | 1356 | 9 | 832 | 500 A A | |
| SMART | | 65 | 165/65 R 15 | 81 T | SL | BSW | 15495600000 | No | 23.4 | 131 | 44.0 | 6.7 (5.0) | (4.5 - 6.0) | 1019 | 9 | 888 | 540 A B | |
| VOLKSWAGEN | | 65 | 195/65 R 15 | 91 H | SL | BSW | 15498400000 | No | 25.0 | 169 | 51.0 | 7.9 (6.0) | (5.5 - 7.0) | 1355 | 9 | 831 | 500 A A | |
| FORD | 16 | 55 | 215/55 R 16 | 97 H | XL | BSW | 15508160000 | No | 25.3 | 205 | 51.0 | 8.9 (7.0) | (6.0 - 7.5) | 1609 | 9 | 821 | 500 A A | |
| MAZDA | | 60 | 205/60 R 16 | 92 H | SL | BSW | 15571260000 | No | 25.7 | 178 | 51.0 | 8.2 (6.0) | (5.5 - 7.5) | 1389 | 9 | 809 | 400 A A | |
| NISSAN | | 55 | 205/55 R 16 | 91 V | SL | BSW | 15570440000 | No | 24.9 | 194 | 51.0 | 8.4 (6.5) | (5.5 - 7.5) | 1356 | 9 | 835 | 500 A A | |
| | | 60 | 215/60 R 16 | 95 H | SL | BSW | 15508140000 | No | 26.2 | 205 | 51.0 | 11.4 (10.0) | (9.5 - 10.5) | 1521 | 9 | 794 | 500 A A | |
| SMART | | 45 | 205/45 R 16 | 83 H | SL | BSW | 15507970000 | No | 23.3 | 184 | 51.0 | 8.1 (7.0) | (6.5 - 7.5) | 1074 | 9 | 893 | 500 A A | |
| | | 50 | 185/50 R 16 | 81 H | SL | BSW | 15496680000 | No | 23.3 | 159 | 51.0 | 7.6 (6.0) | (5.0 - 6.5) | 1019 | 9 | 892 | 400 A A | |
| | | 50 | 185/50 R 16 | 81 H | SL | BSW | 15496680000 | No | 23.3 | 159 | 51.0 | 7.6 (6.0) | (5.0 - 6.5) | 1019 | 9 | 892 | 400 A A | |
| | | SUBARU | 55 | P 205/55 R 16 | 89 V | SL | BSW | 15498990000 | No | 24.9 | 192 | 44.0 | 8.4 (6.5) | (5.5 - 7.5) | 1278 | 9 | 834 | 400 A A |
| VOLKSWAGEN | | 55 | 205/55 R 16 | 91 H | SL | BSW | 15501020000 | No | 24.9 | 187 | 51.0 | 8.4 (6.5) | (6.0 - 7.0) | 1355 | 9 | 834 | 500 A A | |
| | | 60 | 215/60 R 16 | 95 T | SL | BSW | 15505070000 | No | 26.2 | 201 | 44.0 | 8.7 (6.5) | (6.0 - 7.5) | 1521 | 9 | 794 | 540 A B | |
| AUDI | | 45 | 225/45 R 17 | 91 H | SL | BSW | 03575230000 | No | 25.0 | 206 | 51.0 | 8.9 (7.5) | (7.0 - 8.5) | 1355 | 10 | 831 | 500 A A | |
| | | 50 | 225/50 R 17 | 94 H | SL | BSW | 15504690000 | No | 25.9 | 213 | 51.0 | 9.2 (7.0) | (6.0 - 8.0) | 1477 | 10 | 802 | 500 A A | |
| BMW | | 55 | 205/55 R 17 | 91 H | SL | BSW | 15494310000 | No | 25.9 | 188 | 51.0 | 8.5 (6.5) | (5.5 - 7.5) | 1355 | 10 | 802 | 500 A A | |
| BUICK | | 60 | 225/60 R 17 | 99 H | SL | BSW | 15501370000 | No | 27.6 | 226 | 51.0 | 9.0 (6.5) | (6.0 - 8.0) | 1709 | 9 | 752 | 500 A A | |
| CHEVROLET | | 17 | 60 | 225/60 R 17 | 99 H | SL | BSW | 15577130000 | No | 27.6 | 217 | 51.0 | 9.0 (6.5) | (6.0 - 8.0) | 1709 | 9 | 752 | 500 A A |
| FIAT | | | 55 | 215/55 R 17 | 94 V | SL | BSW | 15498180000 | No | 26.3 | 216 | 51.0 | 8.9 (7.0) | (6.0 - 7.0) | 1477 | 9 | 790 | 400 A A |
| FORD | 65 | | 225/65 R 17 | 102 H | SL | BSW | 15499360000 | No | 28.5 | 229 | 51.0 | 9.0 (6.5) | (6.0 - 8.0) | 1874 | 8 | 729 | 500 A A | |
| HONDA | 50 | | 215/50 R 17 | 91 H | SL | BSW | 15498150000 | No | 25.5 | 205 | 44.0 | 8.9 (7.0) | (6.0 - 7.0) | 1355 | 10 | 815 | 500 A A | |
| | 50 | 215/50 R 17 | 91 H | SL | BSW | 15575200000 | No | 25.5 | 203 | 51.0 | 8.9 (7.0) | (6.0 - 7.5) | 1356 | 9 | 816 | 500 A A | | |

BSW = Black Sidewall

| OE PRODUCT LINE | RIM DIA (IN) | ASPECT RATIO (SERIES) | TIRE SIZE | LOAD/SPEED INDEX | LOAD RANGE | SIDEWALL | ARTICLE NUMBER | RIM PROTECTION | TIRE DIA (IN) | TIRE WT (LBS) | MAX (PSI) | OVERALL SECTION WIDTH (MEASURING RIM)-(IN) | APPROVED RIM WIDTHS (IN) | MAX LOAD (LBS) | TREAD DEPTH (32 ND S) | REVS PER MILE | UTQG | |
|-----------------------|--------------|-----------------------|-------------|------------------|------------|-------------|----------------|----------------|---------------|---------------|------------|--|--------------------------|----------------|----------------------------------|---------------|---------|--|
| ProContact™ TX | | | | | | | | | | | | | | | | | | |
| KIA | 17 | 45 | 205/45 R 17 | 88 V | XL | BSW | 15502420000 | No | 24.3 | 18.8 | 51.0 | 8.1 (7.0) | (6.5 - 7.5) | 1235 | 9 | 856 | 500 A A | |
| NISSAN | | 55 | 215/55 R 17 | 94 V | SL | BSW | 15504350000 | No | 26.3 | 21.9 | 51.0 | 8.9 (7.0) | (6.0 - 7.5) | 1477 | 9 | 790 | 400 A A | |
| TOYOTA | | 60 | 215/60 R 17 | 96 H | SL | BSW | 15498140000 | No | 27.2 | 22.1 | 51.0 | 8.7 (6.5) | (6.0 - 7.5) | 1565 | 9 | 765 | 500 A A | |
| | | 65 | 215/65 R 17 | 99 H | SL | BSW | 15575610000 | No | 28.0 | 21.9 | 51.0 | 8.7 (6.5) | (6.0 - 7.5) | 1709 | 9 | 742 | 500 A A | |
| VOLKSWAGEN | | 45 | 225/45 R 17 | 91 H | SL | BSW | 15494560000 | No | 25.0 | 20.4 | 51.0 | 8.9 (7.5) | (7.0 - 8.5) | 1355 | 9 | 831 | 500 A A | |
| | | 55 | 215/55 R 17 | 94 H | SL | BSW | 15505080000 | No | 26.3 | 20.5 | 51.0 | 8.9 (7.0) | (6.0 - 7.5) | 1477 | 9 | 790 | 500 A A | |
| | | 65 | 215/65 R 17 | 99 H | SL | BSW | 15507710000 | No | 28.0 | 22.7 | 51.0 | 8.7 (6.5) | (6.0 - 7.5) | 1708 | 10 | 742 | 500 A A | |
| AUDI | | 40 | 225/40 R 18 | 92 H | XL | BSW | 03575420000 | No | 25.1 | 20.9 | 51.0 | 9.0 (8.0) | (7.5 - 9.0) | 1388 | 9 | 828 | 500 A A | |
| | | 40 | 245/40 R 18 | 93 H | SL | BSW | 15498760000 | No | 25.7 | 22.3 | 51.0 | 9.8 (8.5) | (8.0 - 9.5) | 1433 | 10 | 808 | 500 A A | |
| | | 45 | 245/45 R 18 | 100 H | XL | BSW | 15498330000 | No | 26.7 | 23.6 | 51.0 | 9.6 (8.0) | (7.5 - 9.0) | 1763 | 9 | 778 | 500 A A | |
| | | 55 | 235/55 R 18 | 100 H | SL | BSW | 15499170000 | No | 28.2 | 23.8 | 51.0 | 9.6 (7.5) | (6.5 - 8.5) | 1764 | 9 | 737 | 500 A A | |
| BMW | | 45 | 245/45 R 18 | 100 H | XL | BSW | 15497630000 | No | 26.7 | 21.6 | 51.0 | 9.6 (8.0) | (7.5 - 9.0) | 1763 | 9 | 778 | 500 A A | |
| | | 50 | 225/50 R 18 | 95 V | SL | BSW | 03573100000* | No | 26.9 | 28.3 | 51.0 | 9.2 (7.0) | (6.0 - 8.0) | 1521 | 9 | 773 | 400 A A | |
| | | 50 | 225/50 R 18 | 95 V | SL | BSW | 03573110000 | No | 26.9 | 24.4 | 51.0 | 9.2 (7.0) | (6.0 - 8.0) | 1521 | 9 | 773 | 400 A A | |
| BUICK | | 45 | 245/45 R 18 | 96 H | SL | BSW | 15508020000 | No | 26.7 | 24.7 | 51.0 | 9.6 (8.0) | (7.5 - 9.0) | 1565 | 9 | 779 | 500 A A | |
| | | 50 | 235/50 R 18 | 97 V | SL | BSW | 15508010000 | No | 27.3 | 25.0 | 51.0 | 9.6 (7.5) | (6.5 - 8.5) | 1609 | 9 | 762 | 400 A A | |
| | | 60 | 235/60 R 18 | 103 H | SL | BSW | 15572220000 | No | 29.1 | 27.6 | 51.0 | 9.4 (7.0) | (6.5 - 8.5) | 1929 | 9 | 714 | 500 A A | |
| CHEVROLET | 45 | 245/45 R 18 | 96 H | SL | BSW | 15503230000 | No | 26.7 | 23.8 | 51.0 | 9.6 (8.0) | (7.5 - 9.0) | 1565 | 9 | 778 | 500 A A | | |
| HONDA | 50 | 225/50 R 18 | 95 V | SL | BSW | 15501880000 | No | 26.9 | 24.0 | 51.0 | 9.2 (7.0) | (6.0 - 8.0) | 1521 | 9 | 773 | 400 A A | | |
| JEEP | 55 | 225/55 R 18 | 98 H | SL | BSW | 15494230000 | No | 27.7 | 24.1 | 51.0 | 9.6 (7.5) | (6.5 - 8.5) | 1654 | 9 | 747 | 500 A A | | |
| | 60 | 225/60 R 18 | 100 H | SL | BSW | 15494220000 | No | 28.6 | 25.4 | 51.0 | 9.0 (6.5) | (6.0 - 8.0) | 1763 | 9 | 726 | 500 A A | | |
| NISSAN | 45 | 245/45 R 18 | 96 V | SL | BSW | 15508040000 | No | 26.7 | 24.0 | 51.0 | 9.6 (8.0) | (7.5 - 9.0) | 1565 | 9 | 779 | 400 A A | | |
| | 45 | 245/45 R 18 | 96 V | SL | BSW | 15509370000 | No | 26.7 | 24.0 | 51.0 | 9.6 (8.0) | (7.5 - 9.0) | 1565 | 9 | 779 | 400 A A | | |
| PORSCHE | 55 | 255/55 R 18 | 105 V | SL | BSW | 15493470000 | No | 29.0 | 30.1 | 51.0 | 10.4 (8.0) | (7.0 - 9.0) | 2039 | 10 | 716 | 400 A A | | |
| | 60 | 235/60 R 18 | 103 V | SL | BSW | 15493460000 | No | 29.1 | 28.0 | 51.0 | 9.4 (7.0) | (6.5 - 8.5) | 1929 | 10 | 714 | 400 A A | | |
| VOLKSWAGEN | 40 | 225/40 R 18 | 92 H | XL | BSW | 15494580000 | No | 25.1 | 19.7 | 51.0 | 9.0 (8.0) | (7.5 - 9.0) | 1388 | 9 | 828 | 500 A A | | |
| | 45 | 225/45 R 18 | 95 H | XL | BSW | 15502240000 | No | 26.0 | 21.0 | 51.0 | 8.9 (7.5) | (7.0 - 8.5) | 1521 | 9 | 799 | 500 A A | | |
| | 45 | 245/45 R 18 | 96 H | SL | BSW | 15501050000 | No | 26.7 | 23.3 | 51.0 | 9.6 (8.0) | (7.5 - 9.0) | 1565 | 9 | 779 | 500 A A | | |
| | 55 | 235/55 R 18 | 100 H | SL | BSW | 15507720000 | No | 28.2 | 26.4 | 51.0 | 9.6 (7.5) | (6.5 - 8.5) | 1763 | 10 | 737 | 500 A A | | |
| VOLVO | 45 | 235/45 R 18 | 98 H | XL | BSW | 15501600000 | No | 26.3 | 24.8 | 51.0 | 9.3 (8.0) | (7.5 - 9.0) | 1653 | 9 | 789 | 500 A A | | |
| | 45 | 245/45 R 18 | 100 V | XL | BSW | 03544530000 | No | 26.7 | 24.5 | 51.0 | 9.6 (8.0) | (7.5 - 9.0) | 1763 | 9 | 779 | 400 A A | | |

BSW = Black Sidewall | * = Self-Supporting Runflat

| OE PRODUCT LINE | RIM DIA (IN) | ASPECT RATIO (SERIES) | TIRE SIZE | LOAD/SPEED INDEX | LOAD RANGE | SIDEWALL | ARTICLE NUMBER | RIM PROTECTION | TIRE DIA (IN) | TIRE WT (LBS) | MAX (PSI) | OVERALL SECTION WIDTH (MEASURING RIM)-(IN) | APPROVED RIM WIDTHS (IN) | MAX LOAD (LBS) | TREAD DEPTH (32 ^{nds}) | REVS PER MILE | UTQG | |
|-----------------------|--------------|-----------------------|-------------|------------------|------------|-------------|----------------|----------------|---------------|---------------|-----------|--|--------------------------|----------------|----------------------------------|---------------|---------|---------|
| ProContact™ TX | | | | | | | | | | | | | | | | | | |
| AUDI | 19 | 45 | 245/45 R 19 | 102 H | XL | BSW | 15508330000 | No | 27.7 | 26.0 | 51.0 | 9.6 (8.0) | (7.5 - 9.0) | 1874 | 10 | 750 | 500 A A | |
| | | 45 | 245/45 R 19 | 102 H | XL | BSW | 15508320000 | No | 27.7 | 24.0 | 51.0 | 9.6 (8.0) | (7.5 - 9.0) | 1874 | 10 | 750 | 500 A A | |
| | | 50 | 235/50 R 19 | 103 H | XL | BSW | 15572360000 | No | 28.3 | 23.5 | 51.0 | 9.6 (7.5) | (6.5 - 8.5) | 1929 | 9 | 735 | 500 A A | |
| | | 50 | 235/50 R 19 | 99 H | SL | BSW | 15499230000 | No | 28.3 | 22.9 | 51.0 | 9.6 (7.5) | (6.5 - 8.5) | 1709 | 9 | 735 | 500 A A | |
| BMW | | 45 | 225/45 R 19 | 96 H | XL | BSW | 03573170000* | No | 27.0 | 25.9 | 51.0 | 8.9 (7.5) | (7.0 - 8.5) | 1565 | 9 | 770 | 500 A A | |
| CHEVROLET | | 40 | 245/40 R 19 | 94 W | SL | BSW | 15495970000 | No | 26.7 | 24.3 | 51.0 | 9.8 (8.5) | (8.0 - 9.5) | 1477 | 9 | 778 | 400 A A | |
| HYUNDAI | | 40 | 245/40 R 19 | 94 W | SL | BSW | 15509310000 | No | 26.7 | 27.9 | 51.0 | 9.8 (8.5) | (8.0 - 9.5) | 1477 | 9 | 750 | 400 A A | |
| PORSCHE | | 50 | 255/50 R 19 | 103 V | SL | BSW | 15493490000 | No | 29.0 | 30.2 | 51.0 | 10.4 (8.0) | (7.0 - 9.0) | 1929 | 10 | 716 | 400 A A | |
| | | 50 | 275/50 R 19 | 112 V | XL | BSW | 15500810000 | No | 29.8 | 34.7 | 51.0 | 11.2 (8.5) | (7.5 - 9.5) | 2469 | 9 | 696 | 400 A A | |
| | | 55 | 235/55 R 19 | 101 V | SL | BSW | 15493480000 | No | 29.2 | 28.0 | 51.0 | 9.6 (7.5) | (6.5 - 8.5) | 1818 | 10 | 711 | 400 A A | |
| | | 55 | 255/55 R 19 | 111 V | XL | BSW | 15500800000 | No | 30.0 | 31.0 | 51.0 | 10.4 (8.0) | (7.0 - 9.0) | 2403 | 10 | 691 | 400 A A | |
| VOLKSWAGEN | | 40 | 245/40 R 19 | 94 H | SL | BSW | 15501040000 | No | 26.7 | 24.3 | 51.0 | 9.8 (8.5) | (8.0 - 9.5) | 1477 | 9 | 778 | 500 A A | |
| | | 45 | 255/45 R 19 | 100 H | SL | BSW | 15491850000 | No | 28.0 | 27.6 | 51.0 | 10.0 (8.5) | (8.0 - 9.5) | 1763 | 9 | 741 | 500 A A | |
| | | 50 | 235/50 R 19 | 99 H | SL | BSW | 15507730000 | No | 28.3 | 24.5 | 51.0 | 9.6 (7.5) | (6.5 - 8.5) | 1708 | 10 | 734 | 500 A A | |
| VOLVO | | 40 | 255/40 R 19 | 100 V | XL | BSW | 15509090000 | No | 27.0 | 25.6 | 51.0 | 10.2 (9.0) | (8.5 - 10.0) | 1764 | 9 | 769 | 400 A A | |
| | | 40 | 255/40 R 19 | 100 V | XL | BSW | 15509080000 | No | 27.0 | 24.7 | 51.0 | 10.2 (9.0) | (8.5 - 10.0) | 1763 | 9 | 769 | 400 A A | |
| AUDI | | 20 | 40 | 255/40 R 20 | 101 H | XL | BSW | 03573720000 | No | 28.0 | 23.2 | 51.0 | 10.2 (9.0) | (8.5 - 10.0) | 1819 | 9 | 741 | 500 A A |
| | | | 45 | 245/45 R 20 | 103 H | XL | BSW | 15572440000 | No | 28.7 | 25.4 | 51.0 | 9.6 (8.0) | (7.5 - 9.0) | 1929 | 9 | 724 | 500 A A |
| BUICK | 45 | 245/45 R 20 | 99 H | SL | BSW | 15572210000 | No | 28.7 | 27.1 | 51.0 | 9.6 (8.0) | (7.5 - 9.0) | 1709 | 9 | 724 | 500 A A | | |
| VOLKSWAGEN | 35 | 245/35 R 20 | 95 H | XL | BSW | 15501030000 | No | 26.8 | 22.5 | 51.0 | 9.8 (8.5) | (8.0 - 9.5) | 1521 | 9 | 777 | 500 A A | | |
| PORSCHE | 21 | 35 | 315/35 R 21 | 111 V | XL | BSW | 03572880000 | No | 29.7 | 34.3 | 50.0 | 12.6 (11.0) | (10.5 - 12.5) | 2403 | 9 | 700 | 400 A A | |
| | | 40 | 285/40 R 21 | 109 V | XL | BSW | 03572550000 | No | 30.0 | 34.1 | 50.0 | 11.4 (10.0) | (9.5 - 11.0) | 2271 | 9 | 693 | 400 A A | |

| | | | | | | | | | | | | | | | | | |
|------------------|----|----|---------------|-------|----|-----|-------------|----|------|------|------|-----------|-------------|------|---|-----|------|
| sContact™ | | | | | | | | | | | | | | | | | |
| BMW | 17 | 70 | T 125/70 R 17 | 98 M | SL | BSW | 03113660000 | No | 23.9 | 9.9 | 60.0 | 5.2 (4.0) | (4.0 - 4.5) | 1653 | 3 | 870 | None |
| | | 80 | T 135/80 R 17 | 102 M | SL | BSW | 03114260000 | No | 25.5 | 10.8 | 60.0 | 5.2 (3.5) | (3.5 - 4.5) | 1874 | 5 | 815 | None |
| | | 95 | T 115/95 R 17 | 95 M | SL | BSW | 03113630000 | No | 25.6 | 10.3 | 60.0 | 4.4 (3.0) | (3.0 - 4.0) | 1521 | 3 | 811 | None |
| HONDA | | 90 | T 165/90 R 17 | 105 M | LL | BSW | 03113470000 | No | 28.7 | 16.7 | 60.0 | 6.3 (4.0) | (4.0 - 6.0) | 2039 | 5 | 724 | None |
| MERCEDES-BENZ | | 80 | T 125/80 R 17 | 99 M | SL | BSW | 03114170000 | No | 24.9 | 9.8 | 60.0 | 5.0 (3.5) | (3.0 - 4.0) | 1709 | 3 | 835 | None |
| HONDA | | 70 | T 125/70 R 18 | 99 M | SL | BSW | 03115250000 | No | 24.9 | 10.8 | 60.0 | 5.0 (3.5) | (3.0 - 4.0) | 1709 | 5 | 835 | None |
| LAND ROVER | 18 | 85 | T 155/85 R 18 | 115 M | SL | BSW | 03114290000 | No | 28.4 | 18.1 | 60.0 | 6.2 (4.5) | (4.0 - 5.0) | 2679 | 5 | 732 | None |
| | | 80 | T 175/80 R 19 | 122 M | SL | BSW | 03114180000 | No | 30.0 | 19.6 | 60.0 | 7.0 (5.0) | (4.5 - 6.0) | 3305 | 5 | 692 | None |
| MERCEDES-BENZ | 19 | 80 | T 155/80 R 19 | 114 M | SL | BSW | 03113490000 | No | 28.8 | 17.1 | 60.0 | 6.2 (4.5) | (4.0 - 5.0) | 2601 | 5 | 722 | None |

BSW = Black Sidewall | * = Self-Supporting Runflat

| OE PRODUCT LINE | RIM DIA (IN) | ASPECT RATIO (SERIES) | TIRE SIZE | LOAD/SPEED INDEX | LOAD RANGE | SIDEWALL | ARTICLE NUMBER | RIM PROTECTION | TIRE DIA (IN) | TIRE WT (LBS) | MAX (PSI) | OVERALL SECTION WIDTH (MEASURING RIM)-(IN) | APPROVED RIM WIDTHS (IN) | MAX LOAD (LBS) | TREAD DEPTH (32 ND S) | REVS PER MILE | UTQG | |
|------------------------|--------------|-----------------------|--------------|------------------|------------|-------------|----------------|----------------|---------------|---------------|-------------|--|--------------------------|----------------|----------------------------------|---------------|----------|--|
| SportContact™ 6 | | | | | | | | | | | | | | | | | | |
| BMW | 18 | 40 | 275/40 ZR 18 | (103 Y) | XL | BSW | 03119460000 | No | 26.7 | 27.8 | 51.0 | 10.9 (9.5) | (9.0 - 11.0) | 1929 | 9 | 779 | 240 AA A | |
| CADILLAC | | 40 | 235/40 R 18 | 95 Y | XL | BSW | 03112090000* | No | 25.4 | 25.4 | 51.0 | 9.5 (8.5) | (8.0 - 9.5) | 1521 | 8 | 818 | 240 AA A | |
| MERCEDES-BENZ | | 40 | 245/40 ZR 18 | 97 Y | XL | BSW | 03583550000 | No | 25.7 | 20.0 | 51.0 | 9.8 (8.5) | (8.0 - 9.5) | 1609 | 9 | 808 | 240 AA A | |
| | | 40 | 235/40 ZR 18 | 95 Y | XL | BSW | 03583570000 | No | 25.4 | 20.7 | 50.0 | 9.5 (8.5) | (8.0 - 9.5) | 1521 | 9 | 818 | 240 AA A | |
| ACURA | 19 | 35 | 245/35 ZR 19 | (93 Y) | XL | BSW | 03584100000 | No | 25.8 | 23.1 | 51.0 | 9.8 (8.5) | (8.0 - 9.5) | 1433 | 9 | 807 | 240 AA A | |
| AUDI | | 35 | 245/35 R 19 | 93 Y | XL | BSW | 03579290000 | No | 25.8 | 22.1 | 50.0 | 9.8 (8.5) | (8.0 - 9.5) | 1433 | 9 | 807 | 240 AA A | |
| | | 35 | 255/35 R 19 | 96 Y | XL | BSW | 03579970000 | No | 26.0 | 25.4 | 51.0 | 10.2 (9.0) | (8.5 - 10.0) | 1565 | 10 | 798 | 240 AA A | |
| | | 35 | 295/35 ZR 19 | (104 Y) | XL | BSW | 03576270000 | No | 27.1 | 28.6 | 51.0 | 11.9 (10.5) | (10.0 - 11.5) | 1764 | 9 | 767 | 240 AA A | |
| | | 35 | 265/35 ZR 19 | (98Y) | XL | BSW | 03583480000 | No | 26.3 | 27.8 | 50.0 | 10.7 (9.5) | (9.0 - 10.5) | 1653 | 9 | 790 | 240 AA A | |
| | | 40 | 245/40 R 19 | 98 Y | XL | BSW | 03575350000 | No | 26.7 | 22.5 | 51.0 | 9.8 (8.5) | (8.0 - 9.5) | 1653 | 9 | 778 | 240 AA A | |
| | | 45 | 255/45 R 19 | 104 Y | XL | BSW | 03111100000 | No | 28.0 | 23.7 | 50.0 | 10.0 (8.5) | (8.0 - 9.5) | 1984 | 9 | 741 | 240 AA A | |
| BMW | | 35 | 255/35 ZR 19 | (96 Y) | XL | BSW | 03112120000 | No | 26.0 | 24.7 | 50.0 | 10.2 (9.0) | (8.5 - 10.0) | 1565 | 8 | 798 | 240 AA A | |
| | | 35 | 275/35 ZR 19 | (100 Y) | XL | BSW | 03122720000 | No | 26.6 | 27.9 | 50.0 | 10.9 (9.5) | (9.0 - 11.0) | 1764 | 8 | 782 | 240 A A | |
| | | 35 | 235/35 R 19 | 91 Y | XL | BSW | 03112410000 | No | 25.5 | 19.4 | 50.0 | 9.5 (8.5) | (8.0 - 9.5) | 1356 | 8 | 815 | 240 AA A | |
| | | 35 | 285/35 ZR 19 | (103 Y) | XL | BSW | 03119450000 | No | 26.9 | 28.4 | 50.0 | 11.4 (10.0) | (9.5 - 11.0) | 1929 | 9 | 774 | 240 AA A | |
| MERCEDES-BENZ | | 35 | 245/35 ZR 19 | 93 Y | XL | BSW | 03583560000 | No | 25.8 | 22.5 | 51.0 | 9.8 (8.5) | (8.0 - 9.5) | 1433 | 9 | 807 | 240 AA A | |
| | 35 | 265/35 ZR 19 | (98 Y) | XL | BSW | 03564620000 | No | 26.3 | 26.2 | 51.0 | 10.7 (9.5) | (9.0 - 10.5) | 1653 | 9 | 790 | 240 AA A | | |
| | 35 | 235/35 ZR 19 | 91 Y | XL | BSW | 03583580000 | No | 25.5 | 21.0 | 51.0 | 9.5 (8.5) | (8.0 - 9.5) | 1356 | 9 | 815 | 240 AA A | | |
| | 35 | 255/35 ZR 19 | 96 Y | XL | BSW | 03586370000 | No | 26.0 | 23.4 | 51.0 | 10.2 (9.0) | (8.5 - 10.0) | 1565 | 9 | 798 | 240 AA A | | |
| | 50 | 235/50 ZR 19 | 99 Y | SL | BSW | 03586610000 | No | 28.3 | 27.4 | 51.0 | 9.6 (7.5) | (6.5 - 8.5) | 1709 | 9 | 735 | 240 AA A | | |
| ACURA | 20 | 30 | 305/30 ZR 20 | (103 Y) | XL | BSW | 03586210000 | No | 27.2 | 30.7 | 51.0 | 12.3 (11.0) | (10.5 - 11.5) | 1929 | 9 | 764 | 240 AA A | |
| AUDI | | 30 | 275/30 ZR 20 | (97 Y) | XL | BSW | 03117910000 | No | 26.5 | 26.9 | 50.0 | 10.9 (9.5) | (9.0 - 11.0) | 1609 | 9 | 784 | 240 AA A | |
| HONDA | | 30 | 245/30 ZR 20 | 90 Y | XL | BSW | 03589470000 | No | 25.8 | 23.3 | 51.0 | 9.8 (8.5) | (8.0 - 9.0) | 1323 | 9 | 806 | 240 AA A | |
| MASERATI | | 35 | 285/35 ZR 20 | (100 Y) | SL | BSW | 03589500000 | No | 27.9 | 30.9 | 51.0 | 11.4 (10.0) | (9.5 - 11.0) | 1764 | 9 | 746 | 240 AA A | |
| | | 40 | 295/40 ZR 20 | 110 Y | XL | BSW | 03114980000 | No | 29.3 | 31.5 | 51.0 | 11.9 (10.5) | (10.0 - 11.5) | 2337 | 9 | 709 | 240 AA A | |
| | | 45 | 265/45 ZR 20 | 108 Y | XL | BSW | 03114970000 | No | 29.4 | 27.1 | 51.0 | 10.5 (9.0) | (8.5 - 10.0) | 2205 | 9 | 707 | 240 AA A | |
| MERCEDES-BENZ | | 30 | 295/30 ZR 20 | (101 Y) | XL | BSW | 03564610000 | No | 27.0 | 29.4 | 51.0 | 11.9 (10.5) | (10.0 - 11.0) | 1818 | 9 | 770 | 240 AA A | |
| | | 30 | 305/30 ZR 20 | (103 Y) | XL | BSW | 03583940000 | No | 27.2 | 31.2 | 51.0 | 12.3 (11.0) | (10.5 - 11.5) | 1929 | 9 | 764 | 240 AA A | |
| | | 35 | 295/35 ZR 20 | (105 Y) | XL | BSW | 03121700000 | No | 28.1 | 30.6 | 51.0 | 8.9 (7.0) | (6.0 - 7.5) | 1521 | 9 | 738 | 240 AA A | |
| | | 40 | 265/40 ZR 20 | (104 Y) | XL | BSW | 03121690000 | No | 28.3 | 27.0 | 51.0 | 9.0 (6.5) | (6.0 - 8.0) | 1874 | 9 | 733 | 240 AA A | |
| | 40 | 295/40 ZR 20 | (110 Y) | XL | BSW | 03572070000 | No | 29.3 | 36.9 | 51.0 | 11.9 (10.5) | (10.0 - 11.5) | 2337 | 9 | 709 | 240 AA A | | |

BSW = Black Sidewall | * = Self-Supporting Runflat

| OE PRODUCT LINE | RIM DIA (IN) | ASPECT RATIO (SERIES) | TIRE SIZE | LOAD/SPEED INDEX | LOAD RANGE | SIDEWALL | ARTICLE NUMBER | RIM PROTECTION | TIRE DIA (IN) | TIRE WT (LBS) | MAX (PSI) | OVERALL SECTION WIDTH (MEASURING RIM)-(IN) | APPROVED RIM WIDTHS (IN) | MAX LOAD (LBS) | TREAD DEPTH (32 ND S) | REVS PER MILE | UTQG | |
|----------------------------|--------------|-----------------------|--------------|------------------|------------|----------|----------------|----------------|---------------|---------------|-----------|--|--------------------------|----------------|----------------------------------|---------------|----------|--|
| SportContact™ 6 | | | | | | | | | | | | | | | | | | |
| MERCEDES-BENZ | 20 | 40 | 255/40 ZR 20 | 101 Y | XL | BSW | 03586590000 | No | 28.0 | 273 | 51.0 | 102 (9.0) | (8.5 - 10.0) | 1819 | 9 | 741 | 240 AA A | |
| | | 45 | 265/45 ZR 20 | (108 Y) | XL | BSW | 03572140000 | No | 29.4 | 329 | 51.0 | 105 (9.0) | (8.5 - 10.0) | 2205 | 9 | 707 | 240 A A | |
| VOLVO | | 40 | 245/40 R 20 | 99 V | XL | BSW | 03115060000 | No | 27.7 | 274 | 50.0 | 9.8 (8.5) | (8.0 - 9.5) | 1709 | 9 | 750 | None | |
| AUDI | | 35 | 275/35 ZR 21 | (103 Y) | XL | BSW | 03115300000 | No | 28.6 | 289 | 50.0 | 109 (9.5) | (9.0 - 11.0) | 1929 | 9 | 727 | 240 AA A | |
| | | 40 | 255/40 ZR 21 | 102 Y | XL | BSW | 03575880000 | No | 29.0 | 268 | 50.0 | 102 (9.0) | (8.5 - 10.0) | 1874 | 9 | 716 | 240 AA A | |
| BMW | | 40 | 255/40 ZR 21 | 102 Y | XL | BSW | 03110570000 | No | 29.0 | 284 | 50.0 | 102 (9.0) | (8.5 - 10.0) | 1874 | 9 | 716 | 240 A A | |
| | | 40 | 265/40 ZR 21 | 105 Y | XL | BSW | 03110560000 | No | 29.3 | 311 | 50.0 | 107 (9.5) | (9.0 - 10.5) | 2039 | 9 | 708 | 240 A A | |
| MERCEDES-BENZ | 21 | 35 | 255/35 ZR 21 | 98 Y | XL | BSW | 03586600000 | No | 28.0 | 273 | 51.0 | 102 (9.0) | (8.5 - 10.0) | 1653 | 9 | 741 | 240 AA A | |
| | | 40 | 315/40 R 21 | 111 Y | SL | BSW | 03579520000 | No | 30.9 | 35.0 | 51.0 | 126 (11.0) | (10.5 - 12.5) | 2403 | 9 | 672 | 240 AA A | |
| | | 40 | 315/40 R 21 | 111 Y | SL | BSW | 03110070000 | No | 30.9 | 37.2 | 51.0 | 126 (11.0) | (10.5 - 12.5) | 2403 | 9 | 672 | 240 AA A | |
| | | 40 | 315/40 ZR 21 | 115 Y | XL | BSW | 03578130000 | No | 30.9 | 38.8 | 51.0 | 126 (11.0) | (10.5 - 12.5) | 2679 | 9 | 672 | 240 AA A | |
| | | 45 | 275/45 R 21 | 107 Y | SL | BSW | 03579510000 | No | 30.7 | 34.0 | 51.0 | 107 (9.0) | (8.5 - 10.5) | 2149 | 9 | 676 | 240 AA A | |
| | | 45 | 275/45 R 21 | 107 Y | SL | BSW | 03110050000 | No | 30.7 | 36.2 | 51.0 | 107 (9.0) | (8.5 - 10.5) | 2149 | 9 | 676 | 240 AA A | |
| AUDI | 22 | 45 | 275/45 ZR 21 | 110 Y | XL | BSW | 03578140000 | No | 30.7 | 35.8 | 51.0 | 107 (9.0) | (8.5 - 10.5) | 2337 | 9 | 676 | 240 AA A | |
| | | 30 | 285/30 ZR 22 | (101 Y) | XL | BSW | 03575610000 | No | 28.7 | 29.3 | 50.0 | 11.4 (10.0) | (9.5 - 10.5) | 1819 | 9 | 723 | 240 AA A | |
| | | 40 | 265/40 R 22 | 106 H | XL | BSW | 03118840000 | No | 30.3 | 34.2 | 51.0 | 10.0 (8.5) | (8.0 - 9.5) | 2039 | 9 | 685 | 240 AA A | |
| | | 40 | 285/40 R 22 | 110 Y | XL | BSW | 03570230000 | No | 31.0 | 36.6 | 50.0 | 11.4 (10.0) | (9.5 - 11.0) | 2337 | 9 | 671 | 240 AA A | |
| MASERATI | | 40 | 285/40 R 22 | 110 Y | XL | BSW | 03570150000 | No | 31.0 | 34.9 | 50.0 | 11.4 (10.0) | (9.5 - 11.0) | 2337 | 9 | 671 | 240 AA A | |
| | | 30 | 295/30 ZR 22 | (103 Y) | XL | BSW | 03110140000 | No | 29.0 | 30.7 | 50.0 | 11.9 (10.5) | (10.0 - 11.0) | 1929 | 9 | 717 | 240 AA A | |
| TESLA | | 35 | 265/35 ZR 22 | (102 Y) | XL | BSW | 03110150000 | No | 29.3 | 29.0 | 50.0 | 10.7 (9.5) | (9.0 - 10.5) | 1874 | 9 | 709 | 240 AA A | |
| | | 35 | 265/35 R 22 | 102 Y | XL | BSW | 03116000000 | No | 29.3 | 28.3 | 50.0 | 10.7 (9.5) | (9.0 - 10.5) | 1874 | 9 | 709 | 240 AA A | |
| AUDI | 23 | 35 | 285/35 R 22 | 106 Y | XL | BSW | 03116020000 | No | 29.9 | 31.5 | 50.0 | 11.4 (10.0) | (9.5 - 11.0) | 2094 | 9 | 696 | 240 AA A | |
| AUDI | | 35 | 295/35 ZR 23 | (108 Y) | XL | BSW | 03584760000 | No | 31.1 | 33.3 | 50.0 | 11.9 (10.5) | (10.0 - 11.5) | 2205 | 9 | 667 | 240 AA A | |
| SportContact™ 7 | | | | | | | | | | | | | | | | | | |
| MERCEDES-BENZ | 18 | 45 | 245/45 ZR 18 | 100 Y | XL | BSW | 03118190000 | No | 26.7 | 219 | 51.0 | 9.6 (8.0) | (7.5 - 9.0) | 1764 | 9 | 779 | 240 AA A | |
| BMW | 19 | 40 | 275/40 R 19 | 105 Y | XL | BSW | 03135670000 | No | 27.7 | 31.5 | 51.0 | 10.9 (9.5) | (9.0 - 11.0) | 2039 | 9 | 751 | 240 AA A | |
| | | 45 | 245/45 R 19 | 102 Y | XL | BSW | 03121710000 | No | 27.7 | 27.7 | 51.0 | 9.6 (8.0) | (7.5 - 9.0) | 1874 | 9 | 750 | 240 AA A | |
| MASERATI | 21 | 30 | 285/30 ZR 21 | (100 Y) | XL | BSW | 03115340000 | No | 27.7 | 27.2 | 50.0 | 11.4 (10.0) | (9.5 - 10.5) | 1764 | 9 | 749 | 240 AA A | |
| | | 35 | 245/35 ZR 21 | (96 Y) | XL | BSW | 03115330000 | No | 27.8 | 23.8 | 50.0 | 9.8 (8.5) | (8.0 - 9.5) | 1565 | 9 | 749 | 240 AA A | |
| TerrainContact™ A/T | | | | | | | | | | | | | | | | | | |
| GMC | 17 | 65 | 255/65 R 17 | 110 S | SL | BSW | 15570200000 | No | 30.1 | 36.1 | 44.0 | 10.2 (7.5) | (7.0 - 9.0) | 2337 | 12 | 691 | 680 A B | |
| HONDA | 18 | 60 | 265/60 R 18 | 110 T | SL | BSW | 15574360000 | No | 30.5 | 38.1 | 44.0 | 10.7 (8.0) | (7.5 - 9.5) | 2337 | 12 | 681 | 680 A B | |
| KIA | | 60 | 245/60 R 18 | 105 H | SL | BSW | 15578260000 | No | 29.6 | 32.8 | 44.0 | 9.8 (7.0) | (7.0 - 8.5) | 2039 | 12 | 702 | 680 A A | |

BSW = Black Sidewall

| OE PRODUCT LINE | RIM DIA (IN) | ASPECT RATIO (SERIES) | TIRE SIZE | LOAD/SPEED INDEX | LOAD RANGE | SIDEWALL | ARTICLE NUMBER | RIM PROTECTION | TIRE DIA (IN) | TIRE WT (LBS) | MAX (PSI) | OVERALL SECTION WIDTH (MEASURING RIM)-(IN) | APPROVED RIM WIDTHS (IN) | MAX LOAD (LBS) | TREAD DEPTH (32 ^{nds}) | REVS PER MILE | UTQG |
|-----------------|--------------|-----------------------|-----------|------------------|------------|----------|----------------|----------------|---------------|---------------|-----------|--|--------------------------|----------------|----------------------------------|---------------|------|
|-----------------|--------------|-----------------------|-----------|------------------|------------|----------|----------------|----------------|---------------|---------------|-----------|--|--------------------------|----------------|----------------------------------|---------------|------|

VancoFourSeason™

| | | | | | | | | | | | | | | | | | |
|---------------|----|----|---------------|---------|----|-----|-------------|----|------|------|------|-----------|-------------|------|----|-----|---------|
| NISSAN | 15 | 60 | 185/60 R 15 C | 94/92 T | C | BSW | 04512770000 | No | 23.7 | 18.2 | 55.0 | 7.4 (5.5) | (5.5 - 6.0) | 1477 | 13 | 877 | None |
| MERCEDES-BENZ | 17 | 55 | 225/55 R 17 | 101 H | RF | BSW | 04512280000 | No | 26.7 | 24.0 | 51.0 | 9.2 (7.0) | (6.0 - 8.0) | 1818 | 11 | 777 | 280 A A |

VanContact™ A/S

| | | | | | | | | | | | | | | | | | | |
|---------------|----|----|----------------|-------------|-------|-----|-------------|-------------|------|------|------|------------|--------------|-------------|------|-----|---------|---------|
| ARRIVAL | 16 | 65 | 235/65 R 16 C | 121/119 Q | E | BSW | 04517510000 | No | 28.0 | 34.2 | 93.0 | 9.4 (7.0) | (6.5 - 7.5) | 3195 | 14 | 741 | None | |
| CHRYSLER | | 75 | 225/75 R 16 C | 121/120 R | E | BSW | 04514690000 | No | 29.3 | 38.7 | 90.0 | 8.8 (6.0) | (6.0 - 7.5) | 1984 | 13 | 709 | None | |
| FORD | | 65 | 235/65 R 16 C | 121/119 R | E | BSW | 04514920000 | No | 28.0 | 33.3 | 90.0 | 9.4 (7.0) | (6.5 - 7.5) | 3195 | 11 | 741 | None | |
| | | 75 | 195/75 R 16 C | 107/105 R | D | BSW | 04514990000 | No | 27.5 | 26.7 | 79.0 | 7.7 (5.5) | (5.0 - 6.0) | 2150 | 11 | 755 | None | |
| MERCEDES-BENZ | | 60 | 235/60 R 16 | 100 T | SL | BSW | 04516860000 | No | 27.1 | 23.6 | 44.0 | 9.4 (7.0) | (6.5 - 8.5) | 1764 | 11 | 766 | 280 A A | |
| | | 65 | 285/65 R 16 C | 131 R | E | BSW | 04514770000 | No | 30.6 | 52.2 | 90.0 | 11.5 (8.5) | (8.0 - 10.0) | 2535 | 12 | 679 | None | |
| | | 75 | 225/75 R 16 C | 121/120 R | E | BSW | 04517030000 | No | 29.3 | 36.1 | 93.0 | 8.8 (6.0) | (6.0 - 7.0) | 3195 | 12 | 709 | None | |
| | | 85 | LT 215/85 R 16 | 115/112 Q | E | BSW | 04514640000 | No | 30.4 | 38.0 | 80.0 | 8.5 (6.0) | (5.5 - 7.0) | 2680 | 12 | 684 | None | |
| RIVIAN | | 17 | 55 | 235/55 R 17 | 103 H | RF | BSW | 04516790000 | No | 27.2 | 24.8 | 51.0 | 9.6 (7.5) | (6.5 - 8.5) | 1929 | 11 | 764 | 280 A A |
| | | 70 | LT 245/70 R 17 | 119/116 Q | E | BSW | 04517330000 | No | 30.5 | 39.6 | 80.0 | 9.8 (7.0) | (6.5 - 8.0) | 3000 | 13 | 681 | None | |

VanContact™ Winter

| | | | | | | | | | | | | | | | | | |
|---------------|----|----|----------------|-----------|---|-----|-------------|----|------|------|------|------------|-------------|------|----|-----|------|
| MERCEDES-BENZ | 16 | 65 | 285/65 R 16 C | 131 R | E | BSW | 04531630000 | No | 30.6 | 51.1 | 90.0 | 11.5 (8.5) | (8.0 - 9.0) | 4300 | 12 | 679 | None |
| | | 75 | 225/75 R 16 C | 121/120 R | E | BSW | 04531730000 | No | 29.3 | 37.0 | 90.0 | 8.5 (6.0) | (5.5 - 7.0) | 3195 | 13 | 709 | None |
| | | 75 | LT 245/75 R 16 | 120/116 Q | E | BSW | 04531650000 | No | 30.5 | 40.8 | 80.0 | 9.8 (7.0) | (6.5 - 8.0) | 3086 | 13 | 682 | None |
| | | 85 | LT 215/85 R 16 | 115/112 Q | E | BSW | 04531640000 | No | 30.4 | 34.7 | 80.0 | 8.5 (6.0) | (5.5 - 7.0) | 2679 | 13 | 684 | None |

WinterContact™ TS 850 P

| | | | | | | | | | | | | | | | | | |
|---------------|----|----|-------------|-------|----|-----|--------------|----|------|------|------|------------|-------------|------|----|-----|------|
| AUDI | 17 | 65 | 215/65 R 17 | 99 H | SL | BSW | 03547560000 | No | 28.0 | 24.8 | 51.0 | 8.7 (6.5) | (6.0 - 7.5) | 1709 | 11 | 742 | None |
| | | 65 | 235/65 R 17 | 104 H | SL | BSW | 03544500000 | No | 29.0 | 31.1 | 51.0 | 9.4 (7.0) | (6.5 - 8.5) | 1984 | 11 | 716 | None |
| MERCEDES-BENZ | | 55 | 225/55 R 17 | 97 H | SL | BSW | 03539110000 | No | 26.7 | 23.5 | 51.0 | 9.2 (7.0) | (6.0 - 8.0) | 1609 | 11 | 777 | None |
| AUDI | | 55 | 235/55 R 18 | 100 H | SL | BSW | 03551600000 | No | 28.2 | 25.6 | 51.0 | 9.6 (7.5) | (6.5 - 8.5) | 1764 | 11 | 737 | None |
| MERCEDES-BENZ | 18 | 55 | 255/55 R 18 | 109 H | XL | BSW | 03555910000 | No | 29.0 | 28.8 | 51.0 | 10.4 (8.0) | (7.0 - 9.0) | 2271 | 11 | 715 | None |
| | | 60 | 215/60 R 18 | 98 H | SL | BSW | 03547930000* | No | 28.2 | 29.5 | 51.0 | 8.7 (6.5) | (6.0 - 7.5) | 1653 | 11 | 738 | None |
| | | 60 | 235/60 R 18 | 103 H | SL | BSW | 03555340000 | No | 29.1 | 25.1 | 51.0 | 9.4 (7.0) | (6.5 - 8.5) | 1929 | 11 | 714 | None |
| VOLKSWAGEN | | 55 | 255/55 R 18 | 105 T | SL | BSW | 03555660000 | No | 29.0 | 29.2 | 44.0 | 10.4 (8.0) | (7.0 - 9.0) | 2039 | 11 | 715 | None |
| | | 60 | 235/60 R 18 | 103 T | SL | BSW | 03555620000 | No | 29.1 | 26.9 | 44.0 | 9.4 (7.0) | (6.5 - 8.5) | 1929 | 11 | 714 | None |
| AUDI | 19 | 50 | 235/50 R 19 | 99 V | SL | BSW | 03551620000 | No | 28.3 | 27.2 | 51.0 | 9.6 (7.5) | (6.5 - 8.5) | 1709 | 11 | 735 | None |
| | | 55 | 255/55 R 19 | 111 H | XL | BSW | 03547480000 | No | 30.0 | 31.0 | 50.0 | 10.4 (8.0) | (7.0 - 9.0) | 2403 | 11 | 691 | None |
| | | 55 | 265/55 R 19 | 113 H | XL | BSW | 03554170000 | No | 30.5 | 35.0 | 50.0 | 10.9 (8.5) | (7.5 - 9.5) | 2535 | 11 | 682 | None |
| MERCEDES-BENZ | | 55 | 235/55 R 19 | 105 H | XL | BSW | 03555350000 | No | 29.2 | 27.1 | 51.0 | 9.6 (7.5) | (6.5 - 8.5) | 2039 | 11 | 712 | None |
| VOLKSWAGEN | | 45 | 255/45 R 19 | 100 T | SL | BSW | 03555730000 | No | 28.0 | 28.0 | 44.0 | 10.0 (8.5) | (8.0 - 9.5) | 1764 | 10 | 741 | None |
| | | 50 | 235/50 R 19 | 99 T | SL | BSW | 03555710000 | No | 28.3 | 25.5 | 44.0 | 9.6 (7.5) | (6.5 - 8.5) | 1709 | 11 | 735 | None |

BSW = Black Sidewall | * = Self-Supporting Runflat

| OE PRODUCT LINE | RIM DIA (IN) | ASPECT RATIO (SERIES) | TIRE SIZE | LOAD/SPEED INDEX | LOAD RANGE | SIDEWALL | ARTICLE NUMBER | RIM PROTECTION | TIRE DIA (IN) | TIRE WT (LBS) | MAX (PSI) | OVERALL SECTION WIDTH (MEASURING RIM)-(IN) | APPROVED RIM WIDTHS (IN) | MAX LOAD (LBS) | TREAD DEPTH (3 RD S) | REVS PER MILE | UTQG |
|--------------------------------|--------------|-----------------------|-------------|------------------|------------|----------|----------------|----------------|---------------|---------------|-----------|--|--------------------------|----------------|---------------------------------|---------------|------|
| WinterContact™ TS 850 P | | | | | | | | | | | | | | | | | |
| AUDI | 20 | 30 | 275/30 R 20 | 97 W | XL | BSW | 03551650000 | No | 26.5 | 27.4 | 51.0 | 10.9 (9.5) | (9.0 - 10.0) | 1609 | 10 | 784 | None |
| | | 40 | 255/40 R 20 | 101 W | XL | BSW | 03550400000 | No | 28.0 | 27.8 | 50.0 | 10.2 (9.0) | (8.5 - 10.0) | 1819 | 11 | 741 | None |
| | | 45 | 245/45 R 20 | 103 W | XL | BSW | 03551630000 | No | 28.7 | 27.4 | 50.0 | 9.6 (8.0) | (7.5 - 9.0) | 1929 | 11 | 724 | None |
| | | 45 | 255/45 R 20 | 101 V | SL | BSW | 03544490000 | No | 29.0 | 31.8 | 51.0 | 10.0 (8.5) | (8.0 - 9.5) | 1819 | 11 | 715 | None |
| | | 50 | 255/50 R 20 | 109 H | XL | BSW | 03547530000 | No | 30.0 | 31.6 | 50.0 | 10.4 (8.0) | (7.0 - 9.0) | 2271 | 11 | 692 | None |
| | | 50 | 265/50 R 20 | 111 H | XL | BSW | 03549510000 | No | 30.4 | 32.8 | 50.0 | 10.9 (8.5) | (7.5 - 9.5) | 2403 | 11 | 683 | None |
| VOLKSWAGEN | | 45 | 265/45 R 20 | 108 T | XL | BSW | 03556440000 | No | 29.4 | 29.5 | 50.0 | 10.5 (9.0) | (8.5 - 10.0) | 2205 | 11 | 707 | None |
| | | 50 | 235/50 R 20 | 104 T | XL | BSW | 03556470000 | No | 29.3 | 221 | 50.0 | 9.6 (7.5) | (6.5 - 8.5) | 1984 | 11 | 710 | None |
| AUDI | 21 | 45 | 285/45 R 21 | 113 V | XL | BSW | 03549520000 | No | 31.1 | 37.5 | 50.0 | 11.2 (9.5) | (9.0 - 10.5) | 2535 | 11 | 668 | None |

| | | | | | | | | | | | | | | | | | |
|--------------------------------|----|----|-------------|-------------|-------|-----|--------------|-------------|------|------|------|-------------|---------------|--------------|------|-----|------|
| WinterContact™ TS 860 S | | | | | | | | | | | | | | | | | |
| BMW | 16 | 60 | 195/60 R 16 | 89 H | SL | BSW | 03553290000 | No | 25.2 | 17.6 | 51.0 | 7.9 (6.0) | (5.5 - 7.0) | 1279 | 11 | 824 | None |
| | | 65 | 205/65 R 16 | 95 H | SL | BSW | 03554240000 | No | 26.5 | 21.9 | 51.0 | 8.2 (6.0) | (5.5 - 7.5) | 1521 | 11 | 784 | None |
| | | 55 | 225/55 R 17 | 101 H | XL | BSW | 03554280000 | No | 26.7 | 24.6 | 50.0 | 9.2 (7.0) | (6.0 - 8.0) | 1819 | 10 | 777 | None |
| | 17 | 60 | 205/60 R 17 | 97 H | XL | BSW | 03554740000 | No | 26.7 | 22.9 | 50.0 | 8.2 (6.0) | (5.5 - 7.5) | 1609 | 11 | 778 | None |
| MINI | | 65 | 205/65 R 17 | 100 H | XL | BSW | 03556010000 | No | 27.5 | 23.8 | 50.0 | 8.2 (6.0) | (5.5 - 7.5) | 1764 | 11 | 756 | None |
| BMW | 18 | 40 | 225/40 R 18 | 92 V | XL | BSW | 03553310000* | No | 25.1 | 24.3 | 50.0 | 9.1 (8.0) | (7.5 - 9.0) | 1389 | 10 | 828 | None |
| | | 40 | 255/40 R 18 | 99 V | XL | BSW | 03553350000* | No | 26.0 | 29.1 | 50.0 | 10.2 (9.0) | (8.5 - 10.0) | 1709 | 10 | 798 | None |
| | | 45 | 205/45 R 18 | 90 H | XL | BSW | 03554310000 | No | 25.3 | 18.4 | 50.0 | 8.1 (7.0) | (6.5 - 7.5) | 1323 | 10 | 822 | None |
| | | 45 | 225/45 R 18 | 95 V | XL | BSW | 03553320000* | No | 26.0 | 26.8 | 50.0 | 8.9 (7.5) | (7.0 - 8.5) | 1521 | 10 | 800 | None |
| | | 60 | 205/60 R 18 | 99 H | XL | BSW | 03556000000 | No | 27.7 | 24.9 | 50.0 | 8.2 (6.0) | (5.5 - 7.5) | 1709 | 11 | 750 | None |
| MERCEDES-BENZ | | 55 | 225/55 R 18 | 102 H | XL | BSW | 03555950000 | No | 27.7 | 22.3 | 51.0 | 9.2 (7.0) | (6.0 - 8.0) | 1874 | 10 | 749 | None |
| AUDI | 19 | 50 | 225/50 R 19 | 100 V | XL | BSW | 03551570000 | No | 27.9 | 25.6 | 51.0 | 9.2 (7.0) | (6.0 - 8.0) | 1764 | 10 | 746 | None |
| BMW | | 50 | 245/50 R 19 | 105 V | XL | BSW | 03551790000* | No | 28.6 | 33.9 | 51.0 | 10.0 (7.5) | (7.0 - 8.5) | 2039 | 10 | 725 | None |
| MERCEDES-BENZ | | 45 | 245/45 R 19 | 102 H | XL | BSW | 03555990000 | No | 27.7 | 26.3 | 51.0 | 9.6 (8.0) | (7.5 - 9.0) | 1874 | 10 | 750 | None |
| PORSCHE | | 40 | 235/40 R 19 | 96 V | XL | BSW | 03553770000 | No | 26.4 | 23.9 | 50.0 | 9.5 (8.5) | (8.0 - 9.5) | 1565 | 10 | 787 | None |
| | | 45 | 275/45 R 19 | 108 V | XL | BSW | 03553830000 | No | 28.7 | 32.2 | 50.0 | 10.7 (9.0) | (8.5 - 10.5) | 2205 | 10 | 723 | None |
| | | 55 | 225/55 R 19 | 103 V | XL | BSW | 03553820000 | No | 28.7 | 28.9 | 50.0 | 9.2 (7.0) | (6.0 - 8.0) | 1929 | 10 | 723 | None |
| AUDI | | 20 | 40 | 255/40 R 20 | 101 W | XL | BSW | 03551580000 | No | 28.0 | 26.9 | 51.0 | 10.2 (9.0) | (8.5 - 10.0) | 1819 | 10 | 741 |
| MERCEDES-BENZ | 35 | | 275/35 R 20 | 102 V | XL | BSW | 03555970000 | No | 27.6 | 27.1 | 51.0 | 10.9 (9.5) | (9.0 - 11.0) | 1874 | 10 | 753 | None |
| | 40 | | 245/40 R 20 | 99 V | XL | BSW | 03555980000 | No | 27.7 | 29.3 | 51.0 | 9.8 (8.5) | (8.0 - 9.5) | 1709 | 10 | 750 | None |
| PORSCHE | 35 | | 245/35 R 20 | 95 V | XL | BSW | 03553790000 | No | 26.8 | 25.5 | 50.0 | 9.8 (8.5) | (8.0 - 9.5) | 1521 | 10 | 777 | None |
| | 35 | | 295/35 R 20 | 105 V | XL | BSW | 03553780000 | No | 28.1 | 32.5 | 50.0 | 11.9 (10.5) | (10.0 - 11.5) | 2039 | 10 | 738 | None |

BSW = Black Sidewall | * = Self-Supporting Runflat

| OE PRODUCT LINE | RIM DIA (IN) | ASPECT RATIO (SERIES) | TIRE SIZE | LOAD/SPEED INDEX | LOAD RANGE | SIDEWALL | ARTICLE NUMBER | RIM PROTECTION | TIRE DIA (IN) | TIRE WT (LBS) | MAX (PSI) | OVERALL SECTION WIDTH (MEASURING RIM)-(IN) | APPROVED RIM WIDTHS (IN) | MAX LOAD (LBS) | TREAD DEPTH (32 ^{nds}) | REVS PER MILE | UTQG |
|--------------------------------|--------------|-----------------------|-------------|------------------|------------|----------|----------------|----------------|---------------|---------------|-----------|--|--------------------------|----------------|----------------------------------|---------------|------|
| WinterContact™ TS 860 S | | | | | | | | | | | | | | | | | |
| AUDI | 21 | 40 | 245/40 R 21 | 100 V | XL | BSW | 03550600000 | No | 28.7 | 29.2 | 51.0 | 9.8 (8.5) | (8.0 - 9.5) | 1764 | 10 | 723 | None |
| PORSCHE | | 30 | 295/30 R 21 | 102 V | XL | BSW | 03553800000 | No | 28.0 | 34.0 | 50.0 | 11.9 (10.5) | (10.0 - 11.0) | 1874 | 10 | 743 | None |
| | | 40 | 275/40 R 21 | 107 V | XL | BSW | 03544860000 | No | 29.7 | 33.0 | 50.0 | 10.9 (9.5) | (9.0 - 11.0) | 2149 | 10 | 700 | None |
| AUDI | 22 | 30 | 285/30 R 22 | 101 W | XL | BSW | 03550590000 | No | 28.7 | 29.1 | 51.0 | 11.4 (10.0) | (9.5 - 10.5) | 1819 | 10 | 723 | None |
| PORSCHE | | 35 | 315/35 R 22 | 111 V | XL | BSW | 03119480000 | No | 30.7 | 35.1 | 50.0 | 12.6 (11.0) | (10.5 - 12.5) | 2403 | 10 | 677 | None |
| | | 40 | 285/40 R 22 | 110 V | XL | BSW | 03119470000 | No | 31.0 | 35.1 | 50.0 | 11.4 (10.0) | (9.5 - 11.0) | 2337 | 10 | 671 | None |

BSW = Black Sidewall

THE **SMART CHOICE** IN TIRES

Continental 

AL OR TIRE
NE—NEVER
LATE TO RECOMMENDED
VEHICLE MOUNT ONLY
TIRE TIRES

OUTSIDE

| VEHICLE FITMENT | ARTICLE NUMBER | MARKET LINE | TIRE SIZE | YEARS SELECTED AS ORIGINAL EQUIPMENT | | | | |
|-----------------|----------------|------------------------|--------------|--------------------------------------|------|------|------|------|
| ACURA | | | | | | | | |
| MDX | 03591710000 | CrossContact™ RX | 275/40 R 21 | -- | -- | 2021 | 2022 | 2023 |
| MDX | 04320180000 | CrossContact™ LX Sport | 245/55 R 19 | 2019 | 2020 | -- | -- | -- |
| NSX | 03584100000 | SportContact™ 6 | 245/35 ZR 19 | 2019 | 2020 | 2021 | -- | -- |
| NSX | 03586210000 | SportContact™ 6 | 305/30 ZR 20 | 2019 | 2020 | 2021 | -- | -- |
| RDX | 15499000000 | CrossContact™ LX Sport | 235/60 R 18 | 2019 | -- | -- | -- | -- |
| RDX | 15500580000 | CrossContact™ LX Sport | 235/55 R 19 | 2019 | -- | 2021 | 2022 | 2023 |

ALFA ROMEO

| | | | | | | | | |
|---------|--------------|------------------------|-------------|------|------|------|------|------|
| GIULIA | 15572040000* | ProContact™ RX | 225/50 R 17 | -- | 2020 | -- | -- | -- |
| GIULIA | 15572050000* | ProContact™ RX | 225/45 R 18 | 2019 | 2020 | 2021 | 2022 | 2023 |
| STELVIO | 03548520000 | CrossContact™ LX Sport | 235/55 R 19 | 2019 | 2020 | 2021 | 2022 | 2023 |
| STELVIO | 03548530000* | CrossContact™ LX Sport | 235/60 R 18 | 2019 | 2020 | 2021 | 2022 | 2023 |
| STELVIO | 03593150000 | CrossContact™ LX Sport | 255/45 R 20 | -- | -- | 2021 | 2022 | 2023 |
| STELVIO | 03593200000 | CrossContact™ RX | 255/40 R 21 | -- | -- | 2021 | 2022 | 2023 |
| STELVIO | 15501890000 | CrossContact™ LX Sport | 255/45 R 20 | 2019 | -- | -- | -- | -- |

ARRIVAL

| | | | | | | | | |
|-------------|-------------|-----------------|---------------|----|----|----|----|------|
| ARRIVAL VAN | 04517510000 | VanContact™ A/S | 235/65 R 16 C | -- | -- | -- | -- | 2023 |
|-------------|-------------|-----------------|---------------|----|----|----|----|------|

AUDI

| | | | | | | | | |
|----|-------------|------------------------------|--------------|------|------|------|------|------|
| A3 | 03562860000 | ContiSportContact™ 5P | 235/35 R 19 | 2019 | 2020 | -- | -- | -- |
| A3 | 03569250000 | ContiSportContact™ 5 | 225/40 R 18 | 2019 | 2020 | -- | -- | -- |
| A3 | 03575230000 | ProContact™ TX | 225/45 R 17 | 2019 | 2020 | -- | -- | -- |
| A3 | 03575420000 | ProContact™ TX | 225/40 R 18 | 2019 | 2020 | -- | -- | -- |
| A3 | 03589760000 | ContiSportContact™ 5P | 235/35 ZR 19 | 2019 | 2020 | -- | -- | -- |
| A3 | 15486790000 | ContiProContact™ | 225/45 R 17 | 2019 | -- | -- | -- | -- |
| A4 | 03117910000 | SportContact™ 6 | 275/30 ZR 20 | -- | 2020 | 2021 | 2022 | 2023 |
| A4 | 03551650000 | WinterContact™ TS 850 P | 275/30 R 20 | -- | -- | 2021 | 2022 | 2023 |
| A4 | 03563890000 | ContiSportContact™ 5 | 245/45 R 18 | 2019 | 2020 | 2021 | 2022 | 2023 |
| A4 | 03567940000 | ContiSportContact™ 5 | 245/40 R 18 | 2019 | 2020 | 2021 | 2022 | 2023 |
| A4 | 03575980000 | ContiSportContact™ 5 | 245/40 R 18 | 2019 | 2020 | -- | -- | -- |
| A4 | 03579970000 | SportContact™ 6 | 255/35 R 19 | 2019 | 2020 | -- | -- | -- |
| A4 | 03583480000 | SportContact™ 6 | 265/35 ZR 19 | 2019 | 2020 | 2021 | 2022 | 2023 |
| A4 | 15498330000 | ProContact™ TX | 245/45 R 18 | 2019 | 2020 | 2021 | 2022 | 2023 |
| A4 | 15504690000 | ProContact™ TX | 225/50 R 17 | -- | -- | 2021 | 2022 | 2023 |
| A4 | 15572010000 | ProContact™ GX | 245/40 R 18 | 2019 | 2020 | 2021 | 2022 | 2023 |
| A5 | 03539810000 | ContiWinterContact™ TS 830 P | 255/35 R 19 | -- | -- | 2021 | 2022 | 2023 |
| A5 | 03567930000 | ContiSportContact™ 5P | 255/35 R 19 | 2019 | 2020 | -- | -- | -- |
| A5 | 03586300000 | ContiSportContact™ 5P | 265/30 R 20 | 2019 | 2020 | 2021 | 2022 | 2023 |

* = Self-Supporting Runflat

| VEHICLE FITMENT | ARTICLE NUMBER | MARKET LINE | TIRE SIZE | YEARS SELECTED AS ORIGINAL EQUIPMENT | | | | |
|-------------------|----------------|-------------------------|--------------|--------------------------------------|------|------|------|------|
| A5 | 03589770000 | ContiSportContact™ 5P | 255/35 ZR 19 | 2019 | 2020 | -- | -- | -- |
| A5 | 15573690000 | ProContact™ GX | 255/35 R 19 | -- | -- | 2021 | 2022 | -- |
| A6 | 03115300000 | SportContact™ 6 | 275/35 ZR 21 | -- | 2020 | 2021 | 2022 | 2023 |
| A6 | 03550400000 | WinterContact™ TS 850 P | 255/40 R 20 | -- | -- | 2021 | 2022 | 2023 |
| A6 | 03550590000 | WinterContact™ TS 860 S | 285/30 R 22 | -- | -- | 2021 | 2022 | 2023 |
| A6 | 03550600000 | WinterContact™ TS 860 S | 245/40 R 21 | -- | -- | 2021 | 2022 | 2023 |
| A6 | 03573720000 | ProContact™ TX | 255/40 R 20 | -- | 2020 | 2021 | 2022 | 2023 |
| A6 | 03575610000 | SportContact™ 6 | 285/30 ZR 22 | -- | 2020 | 2021 | 2022 | 2023 |
| A6 | 03581740000 | PremiumContact™ 6 | 245/45 R 20 | 2019 | 2020 | 2021 | 2022 | 2023 |
| A6 | 15481240000 | ContiProContact™ | 245/45 R 18 | 2019 | 2020 | -- | -- | -- |
| A6 | 15508320000 | ProContact™ TX | 245/45 R 19 | -- | -- | 2021 | 2022 | 2023 |
| A6 | 15508330000 | ProContact™ TX | 245/45 R 19 | 2019 | 2020 | -- | -- | -- |
| A6 | 15572360000 | ProContact™ TX | 235/50 R 19 | -- | 2020 | -- | -- | -- |
| A6 | 15572440000 | ProContact™ TX | 245/45 R 20 | -- | -- | 2021 | 2022 | 2023 |
| A6 ALLROAD | 03551600000 | WinterContact™ TS 850 P | 235/55 R 18 | -- | -- | 2021 | 2022 | 2023 |
| A6 ALLROAD | 03551630000 | WinterContact™ TS 850 P | 245/45 R 20 | -- | -- | 2021 | 2022 | 2023 |
| A8 | 03524820000 | ContiProContact™ | 255/45 R 18 | 2019 | -- | -- | -- | -- |
| A8 | 03572080000 | ContiSportContact™ 5P | 265/35 R 21 | 2019 | 2020 | -- | -- | -- |
| A8 | 03579140000 | ContiSportContact™ 3 | 265/40 R 20 | 2019 | 2020 | -- | -- | -- |
| e-tron | 03118840000 | SportContact™ 6 | 265/40 R 22 | -- | -- | -- | 2022 | 2023 |
| Q3 | 03111100000 | SportContact™ 6 | 255/45 R 19 | -- | 2020 | 2021 | 2022 | 2023 |
| Q3 | 03543880000 | CrossContact™ LX Sport | 235/50 R 18 | 2019 | 2020 | -- | -- | -- |
| Q3 | 03547560000 | WinterContact™ TS 850 P | 215/65 R 17 | -- | -- | 2021 | 2022 | 2023 |
| Q3 | 03551570000 | WinterContact™ TS 860 S | 225/50 R 19 | -- | -- | 2021 | 2022 | 2023 |
| Q3 | 03551580000 | WinterContact™ TS 860 S | 255/40 R 20 | -- | -- | 2021 | 2022 | 2023 |
| Q3 | 03551620000 | WinterContact™ TS 850 P | 235/50 R 19 | -- | -- | 2021 | 2022 | 2023 |
| Q3 | 15499170000 | ProContact™ TX | 235/55 R 18 | 2019 | 2020 | 2021 | 2022 | 2023 |
| Q3 | 15499230000 | ProContact™ TX | 235/50 R 19 | -- | 2020 | 2021 | 2022 | 2023 |
| Q5 | 03115520000 | ContiSportContact™ 5 | 255/45 R 20 | -- | 2020 | 2021 | 2022 | 2023 |
| Q5 | 03544490000 | WinterContact™ TS 850 P | 255/45 R 20 | -- | -- | 2021 | 2022 | 2023 |
| Q5 | 03571250000 | ContiSportContact™ 5 | 235/55 R 19 | 2019 | 2020 | 2021 | 2022 | 2023 |
| Q5 | 03575880000 | SportContact™ 6 | 255/40 ZR 21 | -- | 2020 | 2021 | 2022 | 2023 |
| Q5 | 15498470000 | CrossContact™ LX Sport | 235/55 R 19 | 2019 | 2020 | 2021 | 2022 | 2023 |

| VEHICLE FITMENT | ARTICLE NUMBER | MARKET LINE | TIRE SIZE | YEARS SELECTED AS ORIGINAL EQUIPMENT | | | | |
|-----------------|----------------|------------------------------|--------------|--------------------------------------|------|------|------|------|
| AUDI | | | | | | | | |
| Q5 | 15498480000 | CrossContact™ LX Sport | 235/60 R 18 | 2019 | 2020 | 2021 | 2022 | 2023 |
| Q5 | 15498490000 | CrossContact™ LX Sport | 255/45 R 20 | 2019 | 2020 | 2021 | 2022 | 2023 |
| Q6 | 03547480000 | WinterContact™ TS 850 P | 255/55 R 19 | -- | -- | 2021 | -- | -- |
| Q6 | 03547530000 | WinterContact™ TS 850 P | 255/50 R 20 | -- | -- | 2021 | 2022 | -- |
| Q6 | 03590080000 | CrossContact™ LX Sport | 255/50 R 20 | -- | -- | 2021 | 2022 | 2023 |
| Q6 | 03591160000 | CrossContact™ LX Sport | 265/45 R 21 | -- | -- | 2021 | 2022 | 2023 |
| Q7 | 03114490000 | ContiSportContact™ 5 | 285/40 R 21 | -- | 2020 | -- | -- | -- |
| Q7 | 03537810000 | ContiWinterContact™ TS 830 P | 255/50 R 20 | -- | -- | 2021 | -- | -- |
| Q7 | 03537830000 | ContiWinterContact™ TS 830 P | 255/55 R 19 | -- | -- | 2021 | 2022 | -- |
| Q7 | 03542720000 | ContiSportContact™ 5 | 285/45 R 20 | 2019 | 2020 | 2021 | -- | -- |
| Q7 | 03542790000 | CrossContact™ LX Sport | 285/45 R 20 | 2019 | 2020 | -- | -- | -- |
| Q7 | 03544500000 | WinterContact™ TS 850 P | 235/65 R 17 | -- | -- | 2021 | 2022 | 2023 |
| Q7 | 03548420000 | CrossContact™ LX Sport | 285/40 R 21 | -- | 2020 | 2021 | 2022 | 2023 |
| Q8 | 03549510000 | WinterContact™ TS 850 P | 265/50 R 20 | -- | -- | 2021 | 2022 | 2023 |
| Q8 | 03549520000 | WinterContact™ TS 850 P | 285/45 R 21 | -- | -- | 2021 | 2022 | 2023 |
| Q8 | 03549530000 | CrossContact™ LX Sport | 285/45 R 21 | -- | 2020 | 2021 | 2022 | 2023 |
| Q8 | 03549540000 | CrossContact™ LX Sport | 285/45 R 21 | -- | 2020 | -- | -- | -- |
| Q8 | 03549570000 | CrossContact™ LX Sport | 275/50 R 20 | 2019 | 2020 | 2021 | 2022 | 2023 |
| Q8 | 03549590000 | CrossContact™ LX Sport | 285/ 40 R 22 | 2019 | 2020 | -- | 2022 | -- |
| Q8 | 03549600000 | CrossContact™ LX Sport | 285/40 R 22 | -- | -- | 2021 | 2022 | 2023 |
| Q8 | 03554170000 | WinterContact™ TS 850 P | 265/55 R 19 | -- | -- | 2021 | 2022 | 2023 |
| Q8 | 03570150000 | SportContact™ 6 | 285/40 R 22 | -- | -- | 2021 | 2022 | 2023 |
| Q8 | 03570230000 | SportContact™ 6 | 285/40 R 22 | 2019 | 2020 | -- | -- | -- |
| Q8 | 03584760000 | SportContact™ 6 | 295/35 ZR 23 | -- | 2020 | 2021 | 2022 | 2023 |
| R8 | 03537610000 | ContiWinterContact™ TS 830 P | 295/30 R 20 | -- | -- | 2021 | 2022 | 2023 |
| R8 | 03575350000 | SportContact™ 6 | 245/40 R 19 | 2019 | 2020 | 2021 | 2022 | 2023 |
| R8 | 03576270000 | SportContact™ 6 | 295/35 ZR 19 | 2019 | 2020 | -- | -- | -- |
| R8 | 03589950000 | ContiSportContact™ 5P | 235/35 ZR 19 | 2019 | 2020 | -- | -- | -- |
| TT | 03550390000 | ContiWinterContact™ TS 830 P | 245/35 R 19 | -- | -- | 2021 | 2022 | 2023 |
| TT | 03565860000 | ContiSportContact™ 5 | 245/40 R 18 | 2019 | 2020 | 2021 | 2022 | 2023 |
| TT | 03579290000 | SportContact™ 6 | 245/35 R 19 | 2019 | 2020 | 2021 | 2022 | -- |
| TT | 15498760000 | ProContact™ TX | 245/40 R 18 | -- | -- | 2021 | 2022 | 2023 |

BMW

| | | | | | | | | |
|----------|-------------|-----------------|-------------|----|----|------|------|------|
| 1-SERIES | 03112410000 | SportContact™ 6 | 235/35 R 19 | -- | -- | 2021 | 2022 | 2023 |
|----------|-------------|-----------------|-------------|----|----|------|------|------|

| VEHICLE FITMENT | ARTICLE NUMBER | MARKET LINE | TIRE SIZE | YEARS SELECTED AS ORIGINAL EQUIPMENT | | | | |
|-------------------------------|----------------|------------------------------|---------------|--------------------------------------|------|------|------|------|
| 1-SERIES | 03509510000* | ContiSportContact™ 5 | 245/35 R 18 | 2019 | 2020 | 2021 | -- | -- |
| 1-SERIES | 03531970000* | ContiWinterContact™ TS 830 P | 205/50 R 17 | -- | -- | 2021 | -- | -- |
| 1-SERIES | 03553290000 | WinterContact™ TS 860 S | 195/60 R 16 | -- | -- | 2021 | 2022 | 2023 |
| 1-SERIES | 03553310000* | WinterContact™ TS 860 S | 225/40 R 18 | -- | -- | 2021 | 2022 | -- |
| 1-SERIES | 03554310000 | WinterContact™ TS 860 S | 205/45 R 18 | -- | -- | 2021 | 2022 | 2023 |
| 1-SERIES | 03586090000* | ProContact™ GX | 225/40 R 18 | -- | -- | 2021 | 2022 | 2023 |
| 1-SERIES | 03589670000* | ContiSportContact™ 5 | 225/40 R 18 | 2019 | 2020 | 2021 | -- | -- |
| 1-SERIES SPORT CROSS | 03550340000 | ContiWinterContact™ TS 830 P | 205/55 R 18 | -- | -- | 2021 | 2022 | 2023 |
| 1-SERIES SPORT CROSS | 03573000000* | PremiumContact™ 6 | 225/55 R 17 | -- | 2020 | 2021 | 2022 | 2023 |
| 1-SERIES SPORT CROSS | 03573020000* | PremiumContact™ 6 | 225/50 R 18 | -- | 2020 | 2021 | 2022 | 2023 |
| 1-SERIES SPORT CROSS | 03573050000* | PremiumContact™ 6 | 225/45 R 19 | -- | 2020 | -- | -- | -- |
| 1-SERIES SPORT CROSS | 03585200000 | PremiumContact™ 6 | 225/50 R 18 | -- | 2020 | 2021 | 2022 | 2023 |
| 2-SERIES | 03113630000 | sContact™ | T 115/95 R 17 | -- | 2020 | 2021 | 2022 | 2023 |
| 2-SERIES | 03113660000 | sContact™ | T 125/70 R 17 | -- | -- | 2021 | 2022 | 2023 |
| 2-SERIES ACTIVE TOURER | 03554240000 | WinterContact™ TS 860 S | 205/65 R 16 | -- | -- | 2021 | 2022 | 2023 |
| 2-SERIES ACTIVE TOURER | 03554740000 | WinterContact™ TS 860 S | 205/60 R 17 | -- | -- | 2021 | 2022 | 2023 |
| 3-SERIES | 03114260000 | sContact™ | T 135/80 R 17 | -- | -- | 2021 | 2022 | 2023 |
| 3-SERIES | 03509570000* | ContiSportContact™ 5 | 225/50 R 17 | 2019 | 2020 | -- | -- | -- |
| 3-SERIES | 03509600000* | ContiSportContact™ 5 | 225/45 R 18 | -- | -- | 2021 | -- | -- |
| 3-SERIES | 03553320000* | WinterContact™ TS 860 S | 225/45 R 18 | -- | -- | 2021 | 2022 | -- |
| 3-SERIES | 03553350000* | WinterContact™ TS 860 S | 255/40 R 18 | -- | -- | 2021 | 2022 | -- |
| 3-SERIES | 03575270000 | ContiSportContact™ 5P | 275/35 ZR 19 | 2019 | 2020 | -- | -- | -- |
| 3-SERIES | 03579790000 | ContiSportContact™ 5P | 255/35 ZR 19 | -- | 2020 | -- | -- | -- |
| 3-SERIES | 03588040000* | ContiSportContact™ 5 | 255/35 R 19 | 2019 | 2020 | -- | -- | -- |
| 3-SERIES | 03589650000* | ContiSportContact™ 5 | 225/40 R 19 | 2019 | 2020 | -- | -- | -- |
| 3-SERIES | 15572110000* | ProContact™ GX | 225/45 R 18 | 2019 | 2020 | 2021 | 2022 | 2023 |
| 3-SERIES GT | 03561540000* | ContiSportContact™ 5 | 255/45 R 18 | 2019 | 2020 | 2021 | -- | -- |
| 3-SERIES GT | 03561550000* | ContiSportContact™ 5 | 255/40 R 19 | 2019 | 2020 | 2021 | -- | -- |
| 3-SERIES GT | 03561570000* | ContiSportContact™ 5 | 225/45 R 19 | 2019 | 2020 | 2021 | -- | -- |
| 3-SERIES GT | 15491150000* | ContiProContact™ | 225/50 R 18 | 2019 | 2020 | -- | -- | -- |
| 4-Series Gran Coupe | 03554280000 | WinterContact™ TS 860 S | 225/55 R 17 | -- | -- | 2021 | 2022 | -- |
| 5-SERIES | 03121710000 | SportContact™ 7 | 245/45 R 19 | -- | -- | -- | -- | 2023 |
| 5-SERIES | 03135670000 | SportContact™ 7 | 275/40 R 19 | -- | -- | -- | -- | 2023 |

* = Self-Supporting Runflat

| VEHICLE FITMENT | ARTICLE NUMBER | MARKET LINE | TIRE SIZE | YEARS SELECTED AS ORIGINAL EQUIPMENT | | | | |
|-----------------|----------------|---------------------------|--------------|--------------------------------------|------|------|------|------|
| 5-SERIES | 03517770000 | ContiTouringContact™ CV95 | 225/50 R 17 | 2019 | -- | -- | -- | -- |
| 5-SERIES | 03572520000* | ContiSportContact™ 3 | 245/45 R 18 | 2019 | -- | -- | -- | -- |
| 5-SERIES | 15494310000 | ProContact™ TX | 205/55 R 17 | 2019 | -- | -- | -- | -- |
| 5-SERIES | 15497630000 | ProContact™ TX | 245/45 R 18 | 2019 | 2020 | 2021 | -- | -- |
| 5-SERIES | 15500600000* | ProContact™ GX | 245/40 R 19 | 2019 | 2020 | 2021 | 2022 | 2023 |
| 6-SERIES | 15507540000* | ProContact™ GX | 275/35 R 19 | 2019 | 2020 | 2021 | 2022 | 2023 |
| 6-SERIES | 15507540000* | ProContact™ GX | 275/35 R 19 | 2019 | 2020 | 2021 | 2022 | 2023 |
| M3 | 03119450000 | SportContact™ 6 | 285/35 ZR 19 | -- | 2020 | 2021 | 2022 | 2023 |
| M3 | 03119460000 | SportContact™ 6 | 275/40 ZR 18 | -- | 2020 | 2021 | 2022 | 2023 |
| X1 | 03556000000 | WinterContact™ TS 860 S | 205/60 R 18 | -- | -- | 2021 | 2022 | -- |
| X1 | 15575320000 | ProContact™ GX | 225/55 R 18 | -- | -- | -- | 2022 | 2023 |
| X1 | 15575340000 | ProContact™ GX | 245/45 R 19 | -- | -- | -- | 2022 | 2023 |
| X2 | 03573100000* | ProContact™ TX | 225/50 R 18 | 2019 | 2020 | 2021 | 2022 | 2023 |
| X2 | 03573110000 | ProContact™ TX | 225/50 R 18 | 2019 | 2020 | 2021 | 2022 | -- |
| X2 | 03573170000* | ProContact™ TX | 225/45 R 19 | 2019 | 2020 | 2021 | 2022 | -- |
| X3 | 03551790000* | WinterContact™ TS 860 S | 245/50 R 19 | -- | -- | 2021 | 2022 | 2023 |
| X3 | 03572870000* | ContiSportContact™ 3 | 245/45 R 19 | 2019 | -- | -- | -- | -- |
| X3M | 03110560000 | SportContact™ 6 | 265/40 ZR 21 | 2019 | 2020 | 2021 | 2022 | 2023 |
| X3M | 03110570000 | SportContact™ 6 | 255/40 ZR 21 | 2019 | 2020 | 2021 | 2022 | 2023 |
| X5 | 03542170000* | ContiSportContact™ 5 | 285/45 R 19 | 2019 | -- | -- | -- | -- |
| X5 | 03542210000* | ContiSportContact™ 5 | 315/35 R 20 | 2019 | -- | -- | -- | -- |
| X5 | 03546680000* | 4X4Contact™ Family | 255/50 R 19 | 2019 | -- | -- | -- | -- |
| X5 | 03582040000* | PremiumContact™ 6 | 275/40 R 21 | -- | 2020 | 2021 | 2022 | 2023 |
| X5 | 03582060000* | PremiumContact™ 6 | 315/35 R 21 | -- | 2020 | 2021 | 2022 | 2023 |
| X5 | 03588650000 | PremiumContact™ 6 | 275/35 R 22 | -- | -- | -- | -- | 2023 |
| X5 | 03588770000 | PremiumContact™ 6 | 275/35 R 22 | 2019 | 2020 | 2021 | 2022 | 2023 |
| X5 | 03588800000 | PremiumContact™ 6 | 315/30 R 22 | -- | -- | -- | -- | 2023 |
| X5 | 03588850000 | PremiumContact™ 6 | 315/30 R 22 | 2019 | 2020 | 2021 | 2022 | 2023 |
| X5 | 03591780000* | CrossContact™ LX Sport | 265/50 R 19 | -- | 2020 | 2021 | 2022 | 2023 |
| X5 | 03591790000* | CrossContact™ LX Sport | 275/45 R 20 | 2019 | 2020 | 2021 | 2022 | 2023 |
| X7 | 03580910000* | PremiumContact™ 6 | 275/40 R 22 | -- | -- | -- | -- | 2023 |
| X7 | 03580920000* | PremiumContact™ 6 | 315/35 R 22 | -- | -- | -- | -- | 2023 |
| X7 | 03588080000* | PremiumContact™ 6 | 315/35 R 22 | 2019 | 2020 | 2021 | 2022 | 2023 |

* = Self-Supporting Runflat

| VEHICLE FITMENT | ARTICLE NUMBER | MARKET LINE | TIRE SIZE | YEARS SELECTED AS ORIGINAL EQUIPMENT | | | | |
|------------------|----------------|------------------------------|---------------|--------------------------------------|------|------|------|------|
| BMW | | | | | | | | |
| X7 | 03588110000* | PremiumContact™ 6 | 275/40 R 22 | 2019 | 2020 | 2021 | 2022 | 2023 |
| X7 | 03591800000* | CrossContact™ LX Sport | 275/50 R 20 | 2019 | 2020 | 2021 | 2022 | 2023 |
| X7 | 03591810000 | CrossContact™ LX Sport | 285/45 R 21 | 2019 | 2020 | 2021 | 2022 | 2023 |
| X7 | 03591820000* | CrossContact™ LX Sport | 285/45 R 21 | 2019 | 2020 | 2021 | 2022 | 2023 |
| Z4 | 03112120000 | SportContact™ 6 | 255/35 ZR 19 | -- | -- | -- | 2022 | 2023 |
| Z4 | 03122720000 | SportContact™ 6 | 275/35 ZR 19 | -- | -- | -- | 2022 | 2023 |
| Z4 | 03553730000 | ContiWinterContact™ TS 830 P | 255/40 R 18 | -- | -- | 2021 | 2022 | -- |
| Z4 | 03583970000* | ContiSportContact™ 5 | 225/50 R 17 | 2019 | 2020 | 2021 | 2022 | 2023 |
| Z4 | 03583990000* | ContiSportContact™ 5 | 255/45 R 17 | 2019 | 2020 | 2021 | 2022 | 2023 |
| BUICK | | | | | | | | |
| ENCLAVE | 15571080000 | CrossContact™ LX20 | 255/55 R 20 | -- | 2020 | 2021 | 2022 | 2023 |
| ENCORE | 15501370000 | ProContact™ TX | 225/60 R 17 | -- | 2020 | 2021 | 2022 | -- |
| ENVISION | 15572210000 | ProContact™ TX | 245/45 R 20 | -- | 2020 | 2021 | 2022 | 2023 |
| ENVISION | 15572220000 | ProContact™ TX | 235/60 R 18 | -- | 2020 | 2021 | 2022 | 2023 |
| LACROSSE | 03500040000 | ContiProContact™ | 245/45 R 18 | 2019 | -- | -- | -- | -- |
| REGAL | 15508010000 | ProContact™ TX | 235/50 R 18 | 2019 | 2020 | -- | -- | -- |
| REGAL | 15508020000 | ProContact™ TX | 245/45 R 18 | 2019 | 2020 | -- | -- | -- |
| CADILLAC | | | | | | | | |
| ATS | 03112090000* | SportContact™ 6 | 235/40 R 18 | -- | 2020 | 2021 | 2022 | 2023 |
| ATS | 15499390000 | ProContact™ RX | 235/40 R 18 | -- | 2020 | 2021 | 2022 | 2023 |
| ATS | 15499540000 | ProContact™ RX | 225/45 R 17 | -- | 2020 | 2021 | 2022 | 2023 |
| ATS | 15500150000* | ProContact™ RX | 235/35 R 19 | -- | 2020 | 2021 | 2022 | 2023 |
| ATS | 15575060000* | ProContact™ RX | 235/40 R 18 | -- | -- | 2021 | 2022 | 2023 |
| CHEVROLET | | | | | | | | |
| CRUZE | 15448850000 | ContiProContact™ | P 225/50 R 17 | 2019 | -- | -- | -- | -- |
| MALIBU | 15481530000 | ContiProContact™ | P 215/60 R 16 | 2019 | -- | -- | -- | -- |
| MALIBU | 15495970000 | ProContact™ TX | 245/40 R 19 | -- | -- | 2021 | 2022 | 2023 |
| MALIBU | 15503230000 | ProContact™ TX | 245/45 R 18 | 2019 | 2020 | 2021 | 2022 | 2023 |
| SILVERADO | 15508200000 | CrossContact™ LX20 | P 275/55 R 20 | 2019 | 2020 | -- | -- | -- |
| TAHOE | 15493040000 | CrossContact™ LX20 | P275/55 R 20 | 2019 | 2020 | -- | -- | -- |
| TAHOE | 15507930000 | CrossContact™ LX20 | 275/60 R 20 | -- | 2020 | 2021 | 2022 | 2023 |
| TRAILBLAZER | 15507910000 | CrossContact™ LX Sport | 265/45 R 21 | 2019 | 2020 | 2021 | 2022 | 2023 |
| TRAX | 15482620000 | ContiProContact™ | P215/55 R 18 | -- | -- | 2021 | 2022 | -- |
| TRAX | 15496930000 | ContiProContact™ | P 205/70 R 16 | 2019 | 2020 | 2021 | 2022 | -- |
| TRAX | 15577130000 | ProContact™ TX | 225/60 R 17 | -- | -- | -- | 2022 | 2023 |
| CHRYSLER | | | | | | | | |
| 300 | 15506780000 | ContiProContact™ | P 225/60 R 18 | 2019 | 2020 | -- | -- | -- |

* = Self-Supporting Runflat

| VEHICLE FITMENT | ARTICLE NUMBER | MARKET LINE | TIRE SIZE | YEARS SELECTED AS ORIGINAL EQUIPMENT | | | | |
|------------------------|----------------|------------------------|---------------|--------------------------------------|------|------|------|------|
| CHRYSLER | | | | | | | | |
| PROMASTER | 04514690000 | VanContact™ A/S | 225/75 R 16 C | 2019 | -- | 2021 | 2022 | 2023 |
| SEBRING | 15491200000 | ContiProContact™ | 225/55 R 17 | 2019 | -- | -- | -- | -- |
| FIAT | | | | | | | | |
| 500 | 15487990000 | ContiProContact™ | 185/55 R 15 | 2019 | -- | -- | -- | -- |
| 500L | 15491170000 | ContiProContact™ | 205/55 R 16 | 2019 | -- | -- | -- | -- |
| 500X | 15498180000 | ProContact™ TX | 215/55 R 17 | 2019 | 2020 | -- | -- | -- |
| 500X | 15578420000 | ContiProContact™ | P 215/55 R 18 | -- | -- | -- | 2022 | 2023 |
| FORD | | | | | | | | |
| BRONCO | 03594630000 | CrossContact ATR | 225/65 R 17 | -- | -- | 2021 | 2022 | 2023 |
| ESCAPE | 15484790000 | ContiProContact™ | 235/55 R 17 | 2019 | -- | -- | -- | -- |
| ESCAPE | 15484960000 | ContiProContact™ | 235/45 R 19 | 2019 | 2020 | 2021 | 2022 | 2023 |
| ESCAPE | 15499360000 | ProContact™ TX | 225/65 R 17 | 2019 | 2020 | 2021 | 2022 | 2023 |
| EXPLORER | 03547200000 | CrossContact™ LX Sport | 255/60 R 19 | 2019 | 2020 | 2021 | 2022 | 2023 |
| FOCUS | 15482660000 | ContiProContact™ | 215/50 R 17 | 2019 | -- | -- | -- | -- |
| FOCUS | 15485990000 | ContiProContact™ | 195/65 R 15 | 2019 | -- | -- | -- | -- |
| F-SERIES | 04320230000 | ContiTrac™ | LT275/65 R 18 | 2019 | 2020 | 2021 | 2022 | -- |
| Mustang Mach-E | 03592930000 | CrossContact™ RX | 245/45 R 20 | -- | -- | 2021 | 2022 | 2023 |
| TRANSIT | 04514920000 | VanContact™ A/S | 235/65 R 16 C | -- | 2020 | 2021 | 2022 | 2023 |
| TRANSIT | 04514990000 | VanContact™ A/S | 195/75 R 16 C | -- | 2020 | 2021 | 2022 | 2023 |
| TRANSIT CONNECT | 15508160000 | ProContact™ TX | 215/55 R 16 | 2019 | 2020 | 2021 | 2022 | 2023 |
| GMC | | | | | | | | |
| ACADIA | 15507900000 | CrossContact™ LX Sport | 235/65 R 18 | 2019 | 2020 | 2021 | 2022 | 2023 |
| ACADIA | 15570200000 | TerrainContact™ A/T | 255/65 R 17 | 2019 | 2020 | 2021 | 2022 | 2023 |
| HONDA | | | | | | | | |
| CIVIC | 03115250000 | sContact™ | T 125/70 R 18 | -- | 2020 | 2021 | 2022 | 2023 |
| CIVIC | 03589470000 | SportContact™ 6 | 245/30 ZR 20 | 2019 | 2020 | -- | -- | -- |
| CIVIC | 15482860000 | ContiProContact™ | P195/65 R 15 | 2019 | -- | -- | -- | -- |
| CIVIC | 15497490000 | ContiProContact™ | 225/40 R 18 | 2019 | 2020 | 2021 | 2022 | -- |
| CIVIC | 15498150000 | ProContact™ TX | 215/50 R 17 | -- | -- | 2021 | 2022 | -- |
| CIVIC | 15575190000 | ContiProContact™ | 235/40 R 18 | -- | -- | 2021 | 2022 | 2023 |
| CIVIC | 15575200000 | ProContact™ TX | 215/50 R 17 | -- | -- | 2021 | 2022 | 2023 |
| HR-V | 15501880000 | ProContact™ TX | 225/50 R 18 | 2019 | 2020 | 2021 | 2022 | -- |
| ODYSSEY | 15577120000 | ContiProContact™ | P 235/65 R 17 | -- | 2020 | -- | -- | -- |
| PILOT | 03542490000 | CrossContact™ LX Sport | 245/50 R 20 | -- | -- | 2021 | 2022 | -- |
| PILOT | 03590360000 | CrossContact™ LX Sport | 265/45 R 20 | 2019 | 2020 | 2021 | 2022 | 2023 |
| PILOT | 15574360000 | TerrainContact™ A/T | 265/60 R 18 | -- | -- | -- | 2022 | 2023 |
| RIDGELINE | 03113470000 | sContact™ | T 165/90 R 17 | -- | -- | 2021 | 2022 | 2023 |

| VEHICLE FITMENT | ARTICLE NUMBER | MARKET LINE | TIRE SIZE | YEARS SELECTED AS ORIGINAL EQUIPMENT | | | | |
|-----------------|----------------|----------------------|---------------|--------------------------------------|------|------|------|------|
| HYUNDAI | | | | | | | | |
| ELANTRA | 15493240000 | ContiProContact™ | P215/45 R 17 | 2019 | -- | -- | -- | -- |
| EQ900 | 03572730000 | ContiProContact™ | 245/45 R 19 | 2019 | 2020 | 2021 | 2022 | 2023 |
| EQ900 | 03572740000 | ContiProContact™ | 275/40 R 19 | 2019 | 2020 | 2021 | 2022 | 2023 |
| EQUUS | 03564790000 | ContiSportContact™ 5 | 245/45 R 19 | -- | -- | 2021 | 2022 | 2023 |
| EQUUS | 03564890000 | ContiSportContact™ 5 | 275/40 R 19 | -- | -- | 2021 | 2022 | 2023 |
| EQUUS | 15488300000 | ContiProContact™ | P275/40 R 19 | 2019 | -- | -- | -- | -- |
| EQUUS | 15506880000 | ContiProContact™ | P 235/45 R 19 | 2019 | 2020 | -- | -- | -- |
| GENESIS | 03580470000 | ProContact™ RX | 275/35 R 19 | 2019 | 2020 | -- | -- | -- |
| GENESIS | 15509310000 | ProContact™ TX | 245/40 R 19 | 2019 | -- | -- | -- | -- |
| SONATA | 03586490000 | PremiumContact™ 6 | 245/40 R 19 | -- | -- | 2021 | 2022 | 2023 |

JAGUAR

| | | | | | | | | |
|---------|-------------|------------------------|--------------|------|------|------|------|------|
| F-PACE | 03593410000 | CrossContact™ LX Sport | 255/55 R 19 | -- | -- | -- | 2022 | 2023 |
| X150 | 03510980000 | ContiSportContact™ 2 | 275/40 R 18 | 2019 | 2020 | 2021 | 2022 | 2023 |
| X150 | 03581390000 | ContiSportContact™ 2 | 245/45 R 18 | 2019 | 2020 | 2021 | 2022 | 2023 |
| XE | 15498120000 | ProContact™ GX | 225/45 R 18 | 2019 | 2020 | -- | -- | -- |
| XF | 15500430000 | ProContact™ GX | 245/40 R 19 | 2019 | -- | 2021 | 2022 | 2023 |
| XF-TYPE | 03570760000 | ContiSportContact™ 5P | 255/35 R 20 | 2019 | 2020 | -- | -- | -- |
| XF-TYPE | 03570830000 | ContiSportContact™ 5 | 245/45 R 18 | 2019 | 2020 | -- | -- | -- |
| XJ-TYPE | 03112260000 | PremiumContact™ 6 | 255/40 R 22 | -- | 2020 | 2021 | 2022 | 2023 |
| XJ-TYPE | 03579040000 | ContiSportContact™ 3 | 245/40 ZR 20 | 2019 | 2020 | -- | -- | -- |
| XJ-TYPE | 03579070000 | ContiSportContact™ 3 | 275/35 ZR 20 | 2019 | 2020 | -- | -- | -- |

JEEP

| | | | | | | | | |
|----------------|--------------|------------------------|-------------|------|------|------|------|------|
| CHEROKEE | 15494220000 | ProContact™ TX | 225/60 R 18 | 2019 | 2020 | 2021 | 2022 | 2023 |
| CHEROKEE | 15494230000 | ProContact™ TX | 225/55 R 18 | 2019 | 2020 | 2021 | 2022 | 2023 |
| COMPASS | 03592900000 | CrossContact™ LX Sport | 225/60 R 17 | -- | -- | 2021 | 2022 | -- |
| COMPASS | 15507960000 | CrossContact™ LX Sport | 215/65 R 16 | 2019 | 2020 | 2021 | 2022 | -- |
| GRAND CHEROKEE | 03595080000 | CrossContact™ LX Sport | 275/45 R 21 | -- | -- | 2021 | 2022 | 2023 |
| RENEGADE | 03543700000 | CrossContact™ LX Sport | 215/65 R 16 | -- | -- | 2021 | 2022 | 2023 |
| RENEGADE | 03584920000* | ProContact™ GX | 235/45 R 19 | 2019 | 2020 | 2021 | -- | -- |
| RENEGADE | 03592560000 | CrossContact™ RX | 215/60 R 17 | -- | -- | 2021 | 2022 | 2023 |

KIA

| | | | | | | | | |
|----------|-------------|------------------|--------------|------|------|------|------|------|
| CARNIVAL | 03592580000 | CrossContact™ RX | 235/55 R 19 | -- | -- | 2021 | 2022 | -- |
| EV6 | 03594820000 | CrossContact™ RX | 255/45 R 20 | -- | -- | -- | 2022 | 2023 |
| K900 | 15488290000 | ContiProContact™ | P245/45 R 19 | 2019 | -- | -- | -- | -- |
| NIRO | 15575390000 | ProContact™ RX | 225/45 R 18 | -- | -- | 2021 | 2022 | 2023 |
| RIO | 15502420000 | ProContact™ TX | 205/45 R 17 | 2019 | 2020 | 2021 | 2022 | 2023 |

* = Self-Supporting Runflat

| VEHICLE FITMENT | ARTICLE NUMBER | MARKET LINE | TIRE SIZE | YEARS SELECTED AS ORIGINAL EQUIPMENT | | | | |
|------------------|----------------|------------------------|-------------|--------------------------------------|------|------|------|------|
| KIA | | | | | | | | |
| RIO | 15502440000 | ProContact™ TX | 185/65 R 15 | 2019 | 2020 | 2021 | 2022 | 2023 |
| SORENTO | 03591600000 | CrossContact™ LX Sport | 255/45 R 20 | -- | 2020 | 2021 | 2022 | 2023 |
| SORENTO | 03592320000 | CrossContact™ LX Sport | 235/65 R 17 | -- | 2020 | 2021 | 2022 | 2023 |
| SORENTO | 03593900000 | CrossContact™ LX Sport | 235/55 R 19 | -- | 2020 | 2021 | 2022 | 2023 |
| SORENTO | 03594990000 | CrossContact™ LX Sport | 235/60 R 18 | -- | -- | 2021 | 2022 | 2023 |
| TELLURIDE | 15578260000 | TerrainContact™ A/T | 245/60 R 18 | -- | -- | -- | 2022 | 2023 |

LAND ROVER

| | | | | | | | | |
|---------------------------------|-------------|------------------------|----------------|------|------|------|------|------|
| DEFENDER | 03590920000 | CrossContact™ RX | 255/65 R 19 | -- | 2020 | 2021 | 2022 | 2023 |
| DEFENDER | 03590940000 | CrossContact™ RX | 275/45 R 22 | -- | 2020 | 2021 | 2022 | -- |
| DEFENDER | 03594860000 | CrossContact™ RX | HL 275/45 R 22 | -- | -- | -- | 2022 | 2023 |
| DISCOVERY | 03544620000 | CrossContact™ LX Sport | 285/40 R 22 | 2019 | 2020 | 2021 | 2022 | -- |
| DISCOVERY | 03548930000 | 4X4Contact™ Family | 255/55 R 19 | 2019 | -- | -- | -- | -- |
| DISCOVERY | 03548970000 | 4X4Contact™ Family | 235/70 R 17 | 2019 | 2020 | -- | -- | -- |
| DISCOVERY SPORT | 03593380000 | CrossContact™ LX Sport | 245/45 R 20 | -- | 2020 | -- | -- | -- |
| DISCOVERY SPORT | 03593390000 | CrossContact™ LX Sport | 245/45 R 20 | -- | 2020 | -- | -- | -- |
| L550 | 04710350000 | CrossContact™ LX Sport | 235/60 R 18 | 2019 | 2020 | -- | -- | -- |
| RANGE ROVER | 03543870000 | CrossContact™ LX Sport | 275/40 R 22 | 2019 | 2020 | 2021 | -- | -- |
| RANGE ROVER | 03549260000 | CrossContact™ LX Sport | 275/40 R 22 | 2019 | -- | -- | -- | -- |
| RANGE ROVER | 03595290000 | CrossContact™ LX Sport | 265/40 R 22 | -- | -- | -- | 2022 | 2023 |
| RANGE ROVER EVOQUE | 03114290000 | sContact™ | T 155/85 R 18 | -- | -- | 2021 | -- | -- |
| RANGE ROVER EVOQUE | 03118610000 | ContiSportContact™ 5 | 265/45 R 21 | -- | 2020 | 2021 | 2022 | 2023 |
| RANGE ROVER EVOQUE | 03580390000 | CrossContact™ UHP | 235/55 R 19 | 2019 | -- | -- | -- | -- |
| RANGE ROVER GRAND EVOQUE | 03590140000 | CrossContact™ LX Sport | 265/45 R 21 | 2019 | 2020 | -- | -- | -- |
| RANGE ROVER SPORT | 03114180000 | sContact™ | T 175/80 R 19 | -- | 2020 | 2021 | 2022 | 2023 |
| RANGE ROVER SPORT | 03543130000 | CrossContact™ LX Sport | 275/45 R 21 | 2019 | 2020 | 2021 | -- | -- |
| RANGE ROVER SPORT | 03544230000 | ContiSportContact™ 5 | 295/40 R 22 | 2019 | 2020 | 2021 | 2022 | -- |
| RANGE ROVER SPORT | 03576190000 | ContiSportContact™ 5 | 275/45 R 21 | 2019 | 2020 | 2021 | 2022 | -- |
| RANGE ROVER VELAR | 03547380000 | CrossContact™ LX Sport | 265/40 R 22 | 2019 | 2020 | -- | -- | -- |
| RANGE ROVER VELAR | 03592740000 | CrossContact™ LX Sport | 255/55 R 19 | -- | 2020 | 2021 | 2022 | 2023 |

LINCOLN

| | | | | | | | | |
|------------|-------------|------------------------|-------------|------|------|------|------|------|
| MKC | 03590220000 | CrossContact™ LX Sport | 245/45 R 20 | -- | -- | -- | 2022 | 2023 |
| MKC | 03590230000 | CrossContact™ LX Sport | 245/45 R 20 | -- | 2020 | 2021 | 2022 | -- |
| MKX | 15508250000 | CrossContact™ LX Sport | 245/50 R 20 | 2019 | 2020 | 2021 | 2022 | -- |
| MKX | 15570600000 | CrossContact™ LX Sport | 265/40 R 21 | 2019 | 2020 | 2021 | 2022 | 2023 |

MASERATI

| | | | | | | | | |
|---------------|-------------|-------------------|--------------|----|----|------|------|------|
| GHIBLI | 03114750000 | PremiumContact™ 6 | 245/45 ZR 19 | -- | -- | 2021 | 2022 | 2023 |
|---------------|-------------|-------------------|--------------|----|----|------|------|------|

| VEHICLE FITMENT | ARTICLE NUMBER | MARKET LINE | TIRE SIZE | YEARS SELECTED AS ORIGINAL EQUIPMENT | | | | | |
|---------------------|----------------|------------------------|--------------|--------------------------------------|------|------|------|------|--|
| MASERATI | | | | | | | | | |
| GHIBLI | 03114760000 | PremiumContact™ 6 | 275/40 ZR 19 | -- | -- | 2021 | 2022 | 2023 | |
| GHIBLI | 03115330000 | SportContact™ 7 | 245/35 ZR 21 | -- | -- | -- | 2022 | 2023 | |
| GHIBLI | 03115340000 | SportContact™ 7 | 285/30 ZR 21 | -- | -- | -- | 2022 | 2023 | |
| GHIBLI | 03589500000 | SportContact™ 6 | 285/35 ZR 20 | -- | -- | 2021 | 2022 | -- | |
| GT | 03564430000 | ContiSportContact™ 3 | 285/35 ZR 20 | 2019 | -- | -- | -- | -- | |
| LEVANTE | 03110140000 | SportContact™ 6 | 295/30 ZR 22 | 2019 | 2020 | 2021 | 2022 | 2023 | |
| LEVANTE | 03110150000 | SportContact™ 6 | 265/35 ZR 22 | 2019 | 2020 | 2021 | 2022 | 2023 | |
| LEVANTE | 03114970000 | SportContact™ 6 | 265/45 ZR 20 | -- | -- | 2021 | 2022 | 2023 | |
| LEVANTE | 03114980000 | SportContact™ 6 | 295/40 ZR 20 | -- | -- | 2021 | 2022 | 2023 | |
| LEVANTE | 03574270000 | CrossContact™ LX Sport | 265/45 R 20 | -- | -- | 2021 | 2022 | -- | |
| LEVANTE | 03580520000 | ContiSportContact™ 5 | 265/40 ZR 21 | -- | 2020 | 2021 | 2022 | 2023 | |
| LEVANTE | 03580580000 | ContiSportContact™ 5 | 295/35 ZR 21 | -- | 2020 | 2021 | 2022 | 2023 | |
| LEVANTE | 03594300000 | CrossContact™ RX | 255/40 R 21 | -- | -- | -- | 2022 | 2023 | |
| LEVANTE | 03594320000 | CrossContact™ RX | 295/35 R 21 | -- | -- | -- | 2022 | 2023 | |
| LEVANTE | 03594970000 | CrossContact™ LX Sport | 235/55 R 19 | -- | -- | -- | 2022 | 2023 | |
| QUATTROPORTE | 03589920000 | ContiSportContact™ 5 | 275/40 ZR 19 | 2019 | 2020 | -- | -- | -- | |

MAZDA

| | | | | | | | | |
|----------------|-------------|----------------|-------------|----|------|------|------|------|
| MAZDA 3 | 15571260000 | ProContact™ TX | 205/60 R 16 | -- | 2020 | 2021 | 2022 | 2023 |
|----------------|-------------|----------------|-------------|----|------|------|------|------|

MERCEDES-BENZ

| | | | | | | | | |
|----------------|--------------|------------------------------|---------------|------|------|------|------|------|
| A-CLASS | 03571420000 | ContiSportContact™ 5P | 235/35 ZR 19 | 2019 | 2020 | -- | -- | -- |
| A-CLASS | 03583550000 | SportContact™ 6 | 245/40 ZR 18 | -- | -- | -- | 2022 | 2023 |
| A-CLASS | 03583560000 | SportContact™ 6 | 245/35 ZR 19 | -- | -- | -- | 2022 | 2023 |
| A-CLASS | 03583570000 | SportContact™ 6 | 235/40 ZR 18 | -- | 2020 | 2021 | 2022 | 2023 |
| A-CLASS | 03583580000 | SportContact™ 6 | 235/35 ZR 19 | -- | -- | -- | 2022 | 2023 |
| A-CLASS | 03586370000 | SportContact™ 6 | 255/35 ZR 19 | -- | -- | -- | 2022 | 2023 |
| A-CLASS | 03586880000* | ContiSportContact™ 5 | 225/40 R 18 | 2019 | 2020 | -- | -- | -- |
| A-CLASS | 03588780000* | ProContact™ GX | 235/40 R 18 | -- | 2020 | 2021 | 2022 | 2023 |
| B-CLASS | 03507230000* | ContiSportContact™ 5 | 225/45 R 17 | 2019 | 2020 | -- | -- | -- |
| BLK | 03571430000 | ContiSportContact™ 5P | 235/40 ZR 20 | 2019 | 2020 | -- | -- | -- |
| C-CLASS | 03114170000 | sContact™ | T 125/80 R 17 | -- | 2020 | 2021 | 2022 | 2023 |
| C-CLASS | 03118190000 | SportContact™ 7 | 245/45 ZR 18 | -- | -- | -- | 2022 | 2023 |
| C-CLASS | 03539420000 | ContiWinterContact™ TS 830 P | 265/35 R 19 | -- | -- | 2021 | -- | -- |
| C-CLASS | 03539430000 | ContiWinterContact™ TS 830 P | 245/35 R 19 | -- | -- | 2021 | -- | -- |
| C-CLASS | 03561770000 | ContiSportContact™ 5 | 225/45 R 17 | 2019 | -- | -- | -- | -- |
| C-CLASS | 03561870000 | ContiSportContact™ 5 | 255/35 R 18 | 2019 | -- | -- | -- | -- |

* = Self-Supporting Runflat

| VEHICLE FITMENT | ARTICLE NUMBER | MARKET LINE | TIRE SIZE | YEARS SELECTED AS ORIGINAL EQUIPMENT | | | | |
|----------------------|----------------|-------------------------|--------------|--------------------------------------|------|------|------|------|
| MERCEDES-BENZ | | | | | | | | |
| C-CLASS | 03562720000* | ContiSportContact™ 5 | 245/35 R 19 | 2019 | -- | -- | -- | -- |
| C-CLASS | 03562730000* | ContiSportContact™ 5 | 225/40 R 19 | 2019 | -- | 2021 | 2022 | -- |
| C-CLASS | 03563020000* | ContiSportContact™ 5 | 245/40 R 18 | 2019 | 2020 | 2021 | 2022 | -- |
| C-CLASS | 03563050000* | ContiSportContact™ 5 | 225/45 R 18 | 2019 | 2020 | 2021 | -- | -- |
| C-CLASS | 03563810000* | ContiSportContact™ 5 | 255/35 R 19 | 2019 | 2020 | 2021 | 2022 | -- |
| C-CLASS | 03564090000 | ContiSportContact™ 5 | 225/45 R 18 | 2019 | -- | -- | -- | -- |
| C-CLASS | 03564380000 | ContiSportContact™ 5 | 245/40 R 18 | 2019 | -- | -- | -- | -- |
| C-CLASS | 03587260000* | ProContact™ GX | 225/45 R 18 | -- | -- | 2021 | 2022 | 2023 |
| C-CLASS | 03587270000* | ProContact™ GX | 245/40 R 18 | -- | -- | 2021 | 2022 | 2023 |
| C-CLASS | 03589630000 | ContiSportContact™ 5P | 235/40 ZR 18 | 2019 | 2020 | -- | -- | -- |
| C-CLASS | 03589640000 | ContiSportContact™ 5P | 255/35 ZR 18 | 2019 | 2020 | -- | -- | -- |
| C-CLASS | 15481210000 | ContiProContact™ | 225/40 R 18 | 2019 | -- | -- | -- | -- |
| C-CLASS | 15494330000* | ProContact™ GX | 225/45 R 18 | 2019 | 2020 | 2021 | 2022 | -- |
| C-CLASS | 15494340000* | ProContact™ GX | 245/40 R 18 | 2019 | 2020 | 2021 | 2022 | -- |
| C-CLASS | 15495330000* | ContiProContact™ | 225/50 R 17 | -- | -- | 2021 | -- | -- |
| CLK | 03543280000* | CrossContact™ LX Sport | 235/55 R 19 | 2019 | 2020 | 2021 | 2022 | 2023 |
| E-CLASS | 03539110000 | WinterContact™ TS 850 P | 225/55 R 17 | -- | -- | 2021 | 2022 | -- |
| E-CLASS | 03555950000 | WinterContact™ TS 860 S | 225/55 R 18 | -- | -- | 2021 | 2022 | 2023 |
| E-CLASS | 03555970000 | WinterContact™ TS 860 S | 275/35 R 20 | -- | -- | 2021 | 2022 | 2023 |
| E-CLASS | 03555980000 | WinterContact™ TS 860 S | 245/40 R 20 | -- | -- | 2021 | 2022 | 2023 |
| E-CLASS | 03555990000 | WinterContact™ TS 860 S | 245/45 R 19 | -- | -- | 2021 | 2022 | 2023 |
| E-CLASS | 03589890000 | ContiSportContact™ 5P | 255/35 ZR 19 | 2019 | 2020 | -- | -- | -- |
| E-CLASS | 03589900000 | ContiSportContact™ 5P | 285/30 ZR 19 | 2019 | 2020 | -- | -- | -- |
| E-CLASS | 15501330000* | ProContact™ GX | 275/35 R 19 | 2019 | 2020 | 2021 | 2022 | 2023 |
| E-CLASS COUPÉ | 03578630000 | ContiSportContact™ 3 | 235/40 R 18 | -- | 2020 | -- | -- | -- |
| EQ C-CUV | 03584510000* | ProContact™ GX | 235/55 R 18 | -- | 2020 | 2021 | 2022 | 2023 |
| EQC | 03584460000* | ProContact™ GX | 235/50 R 19 | -- | 2020 | 2021 | 2022 | 2023 |
| EQE | 03594660000 | CrossContact™ RX | 265/35 R 21 | -- | -- | -- | -- | 2023 |
| EQE | 03594680000 | CrossContact™ RX | 295/30 R 21 | -- | -- | -- | -- | 2023 |
| GLA | 03547930000* | WinterContact™ TS 850 P | 215/60 R 18 | -- | -- | 2021 | 2022 | 2023 |
| GLA | 03586590000 | SportContact™ 6 | 255/40 ZR 20 | -- | 2020 | 2021 | 2022 | 2023 |
| GLA | 03586600000 | SportContact™ 6 | 255/35 ZR 21 | -- | 2020 | 2021 | 2022 | 2023 |
| GLA | 03586610000 | SportContact™ 6 | 235/50 ZR 19 | -- | -- | 2021 | 2022 | 2023 |

* = Self-Supporting Runflat

| VEHICLE FITMENT | ARTICLE NUMBER | MARKET LINE | TIRE SIZE | YEARS SELECTED AS ORIGINAL EQUIPMENT | | | | |
|----------------------|----------------|-------------------------|--------------|--------------------------------------|------|------|------|------|
| MERCEDES-BENZ | | | | | | | | |
| GLA | 03586870000* | ProContact™ GX | 235/50 R 19 | -- | 2020 | 2021 | 2022 | 2023 |
| GLA | 15506440000* | ProContact™ GX | 235/55 R 18 | 2019 | 2020 | 2021 | 2022 | 2023 |
| GLA | 15506440000* | ProContact™ GX | 235/55 R 18 | 2019 | 2020 | 2021 | 2022 | 2023 |
| GLA | 15506450000* | ProContact™ GX | 235/50 R 19 | 2019 | 2020 | 2021 | 2022 | 2023 |
| GLA | 15506450000* | ProContact™ GX | 235/50 R 19 | 2019 | 2020 | 2021 | 2022 | 2023 |
| GLC | 03555340000 | WinterContact™ TS 850 P | 235/60 R 18 | -- | -- | 2021 | 2022 | 2023 |
| GLC | 03555350000 | WinterContact™ TS 850 P | 235/55 R 19 | -- | -- | 2021 | 2022 | 2023 |
| GLC | 03555910000 | WinterContact™ TS 850 P | 255/55 R 18 | -- | -- | 2021 | 2022 | 2023 |
| GLC | 03572070000 | SportContact™ 6 | 295/40 ZR 20 | 2019 | 2020 | 2021 | 2022 | 2023 |
| GLC | 03572140000 | SportContact™ 6 | 265/45 ZR 20 | 2019 | 2020 | 2021 | 2022 | 2023 |
| GLC | 03591110000 | CrossContact™ LX Sport | 235/55 R 19 | 2019 | 2020 | -- | 2022 | 2023 |
| GLC | 03591120000 | CrossContact™ LX Sport | 255/50 R 19 | 2019 | 2020 | -- | 2022 | 2023 |
| GLC | 15574240000 | ProContact™ GX | 235/55 R 19 | -- | -- | -- | -- | 2023 |
| GLC | 15574250000 | ProContact™ GX | 235/60 R 18 | -- | -- | -- | -- | 2023 |
| GLC | 15575210000* | ProContact™ GX | 235/55 R 19 | -- | -- | -- | -- | 2023 |
| GLC | 15575220000* | ProContact™ GX | 255/50 R 19 | -- | -- | -- | -- | 2023 |
| GL-CLASS | 03541860000 | ContiSportContact™ 5 | 295/40 ZR 21 | 2019 | 2020 | -- | -- | -- |
| GL-CLASS | 03548710000 | CrossContact™ UHP | 295/40 R 21 | 2019 | 2020 | -- | -- | -- |
| GL-CLASS | 03548760000 | CrossContact™ UHP | 275/50 R 20 | 2019 | 2020 | -- | -- | -- |
| GL-CLASS | 03549120000 | 4X4Contact™ Family | 265/60 R 18 | 2019 | 2020 | -- | -- | -- |
| GL-CLASS | 03549140000 | 4X4Contact™ Family | 275/55 R 19 | 2019 | 2020 | -- | -- | -- |
| GLE | 03110050000 | SportContact™ 6 | 275/45 R 21 | -- | 2020 | 2021 | 2022 | 2023 |
| GLE | 03110070000 | SportContact™ 6 | 315/40 R 21 | -- | 2020 | 2021 | 2022 | 2023 |
| GLE | 03578130000 | SportContact™ 6 | 315/40 ZR 21 | -- | 2020 | 2021 | 2022 | 2023 |
| GLE | 03578140000 | SportContact™ 6 | 275/45 ZR 21 | -- | 2020 | 2021 | 2022 | 2023 |
| GLE COUPE | 03549700000 | CrossContact™ LX Sport | 315/40 R 21 | -- | 2020 | 2021 | 2022 | 2023 |
| GLE COUPE | 03579510000 | SportContact™ 6 | 275/45 R 21 | -- | 2020 | 2021 | 2022 | 2023 |
| GLE COUPE | 03579520000 | SportContact™ 6 | 315/40 R 21 | -- | 2020 | 2021 | 2022 | 2023 |
| GLE COUPE | 03593250000 | CrossContact™ LX Sport | 275/45 R 21 | -- | 2020 | 2021 | 2022 | 2023 |
| GLK | 03543270000* | CrossContact™ LX Sport | 235/60 R 18 | 2019 | 2020 | 2021 | 2022 | -- |
| GLK | 03575000000 | ContiSportContact™ 5P | 255/40 ZR 21 | 2019 | 2020 | 2021 | 2022 | 2023 |
| GLK | 03575010000 | ContiSportContact™ 5P | 285/35 ZR 21 | 2019 | 2020 | 2021 | 2022 | 2023 |
| GLS | 03111430000 | PremiumContact™ 6 | 285/45 R 22 | -- | 2020 | 2021 | 2022 | 2023 |

* = Self-Supporting Runflat

| VEHICLE FITMENT | ARTICLE NUMBER | MARKET LINE | TIRE SIZE | YEARS SELECTED AS ORIGINAL EQUIPMENT | | | | |
|----------------------|----------------|------------------------|---------------|--------------------------------------|------|------|------|------|
| MERCEDES-BENZ | | | | | | | | |
| GLS | 0311440000 | PremiumContact™ 6 | 325/40 R 22 | -- | 2020 | 2021 | 2022 | 2023 |
| GLS | 03586240000 | PremiumContact™ 6 | 285/45 R 22 | -- | 2020 | 2021 | 2022 | 2023 |
| GLS | 03586250000 | PremiumContact™ 6 | 325/40 R 22 | -- | 2020 | 2021 | 2022 | 2023 |
| GLS | 03586340000 | PremiumContact™ 6 | 275/50 R 21 | -- | 2020 | 2021 | 2022 | 2023 |
| GLS | 03586350000 | PremiumContact™ 6 | 315/45 R 21 | -- | 2020 | 2021 | 2022 | 2023 |
| GT | 03583940000 | SportContact™ 6 | 305/30 ZR 20 | -- | -- | -- | -- | -- |
| GT-4 | 03121690000 | SportContact™ 6 | 265/40 ZR 20 | -- | -- | -- | -- | 2023 |
| GT-4 | 03121700000 | SportContact™ 6 | 295/35 ZR 20 | -- | -- | -- | 2022 | 2023 |
| GT-4 | 03594400000 | CrossContact™ RX | 265/40 R 20 | -- | -- | -- | 2022 | 2023 |
| GT-4 | 03594410000 | CrossContact™ RX | 295/35 R 20 | -- | -- | -- | 2022 | 2023 |
| M-CLASS COUPE | 03564830000 | ContiSportContact™ 5P | 285/40 ZR 22 | 2019 | 2020 | -- | -- | -- |
| METRIS | 04516790000 | VanContact™ A/S | 235/55 R 17 | -- | -- | 2021 | 2022 | 2023 |
| METRIS | 04516860000 | VanContact™ A/S | 235/60 R 16 | -- | -- | 2021 | 2022 | 2023 |
| ML-CLASS | 03113490000 | sContact™ | T 155/80 R 19 | -- | 2020 | 2021 | 2022 | 2023 |
| ML-CLASS | 03540280000 | 4X4Contact™ Family | 265/45 R 20 | 2019 | -- | -- | -- | -- |
| ML-CLASS | 03543190000 | CrossContact™ LX Sport | 275/45 R 21 | 2019 | 2020 | -- | -- | -- |
| ML-CLASS | 03545900000 | 4X4Contact™ Family | 255/50 R 19 | 2019 | -- | -- | -- | -- |
| ML-CLASS | 03548730000 | CrossContact™ UHP | 265/40 R 21 | -- | -- | 2021 | 2022 | 2023 |
| ML-CLASS | 03548740000 | CrossContact™ UHP | 295/35 ZR 21 | 2019 | 2020 | 2021 | 2022 | 2023 |
| ML-CLASS | 03548790000 | CrossContact™ UHP | 255/50 R 19 | 2019 | 2020 | -- | -- | -- |
| ML-CLASS | 03549170000 | CrossContact™ LX Sport | 265/45 R 20 | 2019 | 2020 | -- | -- | -- |
| ML-CLASS | 03549190000 | CrossContact™ LX Sport | 255/55 R 18 | 2019 | -- | -- | -- | -- |
| ML-CLASS | 03591340000 | 4X4Contact™ Family | 235/65 R 17 | 2019 | 2020 | -- | -- | -- |
| MLK | 03549050000 | 4X4Contact™ Family | 235/50 R 19 | 2019 | 2020 | -- | -- | -- |
| S-CLASS | 03503940000 | ContiSportContact™ 2 | 255/40 R 19 | 2019 | -- | -- | -- | -- |
| S-CLASS | 03520440000 | ContiSportContact™ 2 | 255/45 R 18 | 2019 | -- | -- | -- | -- |
| S-CLASS | 03523980000 | ContiSportContact™ 5 | 245/50 R 18 | 2019 | -- | -- | -- | -- |
| S-CLASS | 03567240000 | ContiSportContact™ 5 | 245/45 R 19 | -- | -- | 2021 | 2022 | -- |
| S-CLASS | 03568000000 | ContiSportContact™ 5P | 245/40 R 20 | 2019 | 2020 | 2021 | 2022 | 2023 |
| S-CLASS | 03571410000 | ContiSportContact™ 2 | 255/35 ZR 20 | 2019 | 2020 | -- | -- | -- |
| S-CLASS | 03584590000 | ContiSportContact™ 5P | 275/35 R 20 | -- | 2020 | 2021 | 2022 | 2023 |
| S-CLASS | 03589790000 | ContiSportContact™ 5P | 285/35 ZR 20 | 2019 | 2020 | -- | -- | -- |
| S-CLASS | 03589800000 | ContiSportContact™ 5P | 255/40 ZR 20 | 2019 | 2020 | -- | -- | -- |

| VEHICLE FITMENT | ARTICLE NUMBER | MARKET LINE | TIRE SIZE | YEARS SELECTED AS ORIGINAL EQUIPMENT | | | | |
|----------------------|----------------|-------------------------|----------------|--------------------------------------|------|------|------|------|
| MERCEDES-BENZ | | | | | | | | |
| S-CLASS | 15489480000* | ProContact™ GX | 245/45 R 19 | 2019 | 2020 | 2021 | 2022 | -- |
| S-CLASS | 15494250000* | ProContact™ GX | 275/40 R 19 | 2019 | 2020 | -- | -- | -- |
| SL-CLASS | 03519570000* | ContiSportContact™ 5P | 285/30 R 19 | 2019 | 2020 | -- | -- | -- |
| SL-CLASS | 03519580000* | ContiSportContact™ 5P | 255/35 R 19 | 2019 | 2020 | -- | -- | -- |
| SL-CLASS | 03589940000 | ContiSportContact™ 5P | 285/30 ZR 20 | 2019 | -- | -- | -- | -- |
| SLK | 03507390000 | ContiSportContact™ 5 | 225/40 R 18 | 2019 | -- | -- | -- | -- |
| SLK | 03507400000 | ContiSportContact™ 5 | 245/35 R 18 | 2019 | 2020 | -- | -- | -- |
| SLS | 03564610000 | SportContact™ 6 | 295/30 ZR 20 | 2019 | -- | -- | -- | -- |
| SLS | 03564620000 | SportContact™ 6 | 265/35 ZR 19 | 2019 | -- | -- | -- | -- |
| SPRINTER | 04514640000 | VanContact™ A/S | LT 215/85 R 16 | 2019 | 2020 | 2021 | 2022 | 2023 |
| SPRINTER | 04514770000 | VanContact™ A/S | 285/65 R 16 C | 2019 | 2020 | 2021 | 2022 | 2023 |
| SPRINTER | 04517030000 | VanContact™ A/S | 225/75 R 16 C | -- | -- | 2021 | 2022 | 2023 |
| SPRINTER | 04531630000 | VanContact™ Winter | 285/65 R 16 C | -- | -- | 2021 | 2022 | -- |
| SPRINTER | 04531640000 | VanContact™ Winter | LT 215/85 R 16 | -- | -- | 2021 | 2022 | 2023 |
| SPRINTER | 04531650000 | VanContact™ Winter | LT 245/75 R 16 | -- | -- | 2021 | 2022 | 2023 |
| SPRINTER | 04531730000 | VanContact™ Winter | 225/75 R 16 C | -- | -- | 2021 | 2022 | 2023 |
| VITO | 04512280000 | VancoFourSeason™ | 225/55 R 17 | 2019 | 2020 | -- | -- | -- |
| MINI | | | | | | | | |
| COUNTRYMAN | 03556010000 | WinterContact™ TS 860 S | 205/65 R 17 | -- | -- | 2021 | 2022 | -- |
| COUNTRYMAN | 03580030000* | ContiPremiumContact™ 2 | 205/55 R 17 | 2019 | 2020 | -- | -- | -- |
| MINI | 03526250000 | ContiProContact™ | 175/65 R 15 | 2019 | -- | -- | -- | -- |
| MINI | 03526260000* | ContiProContact™ | 195/55 R 16 | 2019 | 2020 | -- | -- | -- |
| MINI | 03579380000* | ContiPremiumContact™ 2 | 195/55 R 16 | 2019 | -- | -- | -- | -- |
| NISSAN | | | | | | | | |
| ALTIMA | 15504350000 | ProContact™ TX | 215/55 R 17 | 2019 | 2020 | 2021 | 2022 | 2023 |
| ALTIMA | 15508140000 | ProContact™ TX | 215/60 R 16 | 2019 | 2020 | 2021 | 2022 | -- |
| MAXIMA | 15508040000 | ProContact™ TX | 245/45 R 18 | 2019 | 2020 | -- | -- | -- |
| MAXIMA | 15509370000 | ProContact™ TX | 245/45 R 18 | 2019 | -- | 2021 | 2022 | 2023 |
| MURANO | 03593320000 | CrossContact™ LX Sport | 235/65 R 18 | -- | 2020 | 2021 | 2022 | -- |
| NOTE | 15481540000 | ContiProContact™ | P195/55 R 16 | 2019 | 2020 | -- | -- | -- |
| NOTE | 15490600000 | ContiProContact™ | P185/65 R 15 | 2019 | 2020 | -- | -- | -- |
| NV200 | 04512770000 | VancoFourSeason™ | 185/60 R 15 C | -- | -- | 2021 | -- | -- |
| PATHFINDER | 03549390000 | CrossContact™ LX | 255/60 R 18 | 2019 | 2020 | -- | -- | -- |
| PATHFINDER | 03592480000 | CrossContact™ LX Sport | 255/60 R 18 | 2019 | 2020 | -- | -- | -- |
| ROGUE | 03592230000 | CrossContact™ RX | 235/65 R 17 | -- | 2020 | 2021 | 2022 | -- |

* = Self-Supporting Runflat

| VEHICLE FITMENT | ARTICLE NUMBER | MARKET LINE | TIRE SIZE | YEARS SELECTED AS ORIGINAL EQUIPMENT | | | | |
|-----------------|----------------|------------------------------|--------------|--------------------------------------|------|------|------|------|
| NISSAN | | | | | | | | |
| SENTRA | 15490310000 | ContiProContact™ | P205/55 R 16 | 2019 | -- | -- | -- | -- |
| SENTRA | 15493530000 | ContiProContact™ | 205/50 R 17 | -- | -- | 2021 | 2022 | 2023 |
| VERSA | 15570430000 | ProContact™ TX | 195/65 R 15 | 2019 | 2020 | 2021 | 2022 | 2023 |
| VERSA | 15570440000 | ProContact™ TX | 205/55 R 16 | 2019 | 2020 | 2021 | 2022 | 2023 |
| POLESTAR | | | | | | | | |
| POLESTAR 2 | 15574310000 | ProContact™ RX | 245/45 R 19 | -- | 2020 | -- | -- | -- |
| PORSCHE | | | | | | | | |
| 911 | 03553770000 | WinterContact™ TS 860 S | 235/40 R 19 | -- | -- | 2021 | -- | -- |
| 911 | 03553780000 | WinterContact™ TS 860 S | 295/35 R 20 | -- | -- | 2021 | -- | -- |
| 911 | 03553790000 | WinterContact™ TS 860 S | 245/35 R 20 | -- | -- | 2021 | -- | -- |
| 911 | 03553800000 | WinterContact™ TS 860 S | 295/30 R 21 | -- | -- | 2021 | -- | -- |
| 981/991 | 03532090000 | ContiWinterContact™ TS 830 P | 235/40 R 19 | -- | -- | 2021 | -- | -- |
| CAJUN | 03569010000 | ContiSportContact™ 5 | 255/50 R 19 | -- | -- | 2021 | 2022 | 2023 |
| CAYENNE | 03119470000 | WinterContact™ TS 860 S | 285/40 R 22 | -- | -- | 2021 | -- | -- |
| CAYENNE | 03119480000 | WinterContact™ TS 860 S | 315/35 R 22 | -- | -- | 2021 | -- | -- |
| CAYENNE | 03544860000 | WinterContact™ TS 860 S | 275/40 R 21 | -- | -- | 2021 | -- | -- |
| CAYENNE | 03544890000 | ContiWinterContact™ TS 830 P | 275/45 R 20 | -- | -- | 2021 | -- | -- |
| CAYENNE | 03544900000 | ContiWinterContact™ TS 830 P | 305/40 R 20 | -- | -- | 2021 | -- | -- |
| CAYENNE | 03572170000 | ContiSportContact™ 5 | 255/55 ZR 19 | 2019 | 2020 | -- | -- | -- |
| CAYENNE | 03572180000 | ContiSportContact™ 5 | 275/50 ZR 19 | 2019 | 2020 | -- | -- | -- |
| CAYENNE | 03572550000 | ProContact™ TX | 285/40 R 21 | 2019 | 2020 | 2021 | 2022 | 2023 |
| CAYENNE | 03572660000 | ContiSportContact™ 5P | 275/45 ZR 20 | 2019 | 2020 | 2021 | -- | -- |
| CAYENNE | 03572690000 | ContiSportContact™ 5P | 305/40 ZR 20 | 2019 | 2020 | 2021 | -- | -- |
| CAYENNE | 03572880000 | ProContact™ TX | 315/35 R 21 | 2019 | 2020 | 2021 | 2022 | 2023 |
| CAYENNE | 03589710000 | CrossContact™ UHP | 295/35 R 21 | 2019 | 2020 | -- | -- | -- |
| CAYENNE | 15500800000 | ProContact™ TX | 255/55 R 19 | 2019 | 2020 | 2021 | 2022 | -- |
| CAYENNE | 15500810000 | ProContact™ TX | 275/50 R 19 | 2019 | 2020 | 2021 | 2022 | -- |
| MACAN | 03542100000 | ContiSportContact™ 5 | 235/55 R 19 | 2019 | 2020 | 2021 | 2022 | 2023 |
| MACAN | 03542250000 | ContiSportContact™ 5 | 255/55 R 18 | -- | -- | 2021 | -- | -- |
| MACAN | 03542270000 | ContiSportContact™ 5 | 235/60 R 18 | 2019 | 2020 | 2021 | -- | -- |
| MACAN | 03542280000 | ContiSportContact™ 5P | 295/35 R 21 | 2019 | 2020 | 2021 | -- | -- |
| MACAN | 03542300000 | ContiSportContact™ 5P | 265/40 R 21 | -- | -- | 2021 | -- | -- |
| MACAN | 03542340000 | ContiWinterContact™ TS 830 P | 235/60 R 18 | -- | -- | 2021 | -- | -- |
| MACAN | 03542350000 | ContiWinterContact™ TS 830 P | 255/55 R 18 | -- | -- | 2021 | -- | -- |
| MACAN | 15493460000 | ProContact™ TX | 235/60 R 18 | -- | -- | 2021 | -- | -- |

| VEHICLE FITMENT | ARTICLE NUMBER | MARKET LINE | TIRE SIZE | YEARS SELECTED AS ORIGINAL EQUIPMENT | | | | |
|--------------------|----------------|------------------------------|----------------|--------------------------------------|------|------|------|------|
| PORSCHE | | | | | | | | |
| MACAN | 15493470000 | ProContact™ TX | 255/55 R 18 | 2019 | 2020 | 2021 | -- | -- |
| MACAN | 15493480000 | ProContact™ TX | 235/55 R 19 | 2019 | 2020 | 2021 | 2022 | 2023 |
| MACAN | 15493490000 | ProContact™ TX | 255/50 R 19 | 2019 | 2020 | 2021 | 2022 | 2023 |
| PANAMERA | 03112550000 | ContiSportContact™ 5P | 275/35 ZR 21 | -- | 2020 | -- | -- | -- |
| PANAMERA | 03112560000 | ContiSportContact™ 5P | 315/30 ZR 21 | -- | 2020 | -- | -- | -- |
| PANAMERA | 03537740000 | ContiWinterContact™ TS 830 P | 265/45 R 19 | -- | -- | 2021 | -- | -- |
| PANAMERA | 03537760000 | ContiWinterContact™ TS 830 P | 295/40 R 19 | -- | -- | 2021 | -- | -- |
| PANAMERA | 03562070000 | ContiSportContact™ 5 | 245/50 ZR 18 | 2019 | 2020 | -- | -- | -- |
| PANAMERA | 03562080000 | ContiSportContact™ 5 | 275/45 ZR 18 | 2019 | 2020 | -- | -- | -- |
| PANAMERA | 03573090000 | ContiSportContact™ 5P | 275/35 ZR 21 | 2019 | 2020 | -- | -- | -- |
| PANAMERA | 03573180000 | ContiSportContact™ 5P | 315/30 ZR 21 | 2019 | 2020 | -- | -- | -- |
| PANAMERA | 03581800000 | ContiSportContact™ 5P | 275/35 ZR 21 | -- | -- | -- | 2022 | 2023 |
| PANAMERA | 03581850000 | ContiSportContact™ 5P | 315/30 ZR 21 | -- | -- | -- | 2022 | 2023 |
| PANAMERA | 03589860000 | ContiSportContact™ 3 | 285/40 ZR 19 | -- | 2020 | -- | -- | -- |
| PORSCHE 981 | 03532100000 | ContiWinterContact™ TS 830 P | 265/40 R 19 | -- | -- | 2021 | -- | -- |
| PORSCHE 991 | 03532120000 | ContiWinterContact™ TS 830 P | 295/35 R 19 | -- | -- | 2021 | -- | -- |
| TAYCAN | 03553820000 | WinterContact™ TS 860 S | 225/55 R 19 | -- | -- | 2021 | -- | -- |
| TAYCAN | 03553830000 | WinterContact™ TS 860 S | 275/45 R 19 | -- | -- | 2021 | -- | -- |
| TAYCAN | 03581110000 | PremiumContact™ 6 | 225/55 R 19 | -- | 2020 | 2021 | 2022 | 2023 |
| TAYCAN | 03581120000 | PremiumContact™ 6 | 275/45 R 19 | -- | 2020 | 2021 | 2022 | 2023 |
| TAYCAN | 15507750000 | ProContact™ RX | 305/30 R 21 | -- | 2020 | 2021 | 2022 | 2023 |
| TAYCAN | 15507770000 | ProContact™ RX | 285/40 R 20 | -- | 2020 | 2021 | 2022 | 2023 |
| TAYCAN | 15574160000 | ProContact™ RX | 245/45 R 20 | -- | -- | 2021 | 2022 | 2023 |
| TAYCAN | 15574170000 | ProContact™ RX | 275/45 R 19 | -- | -- | -- | 2022 | 2023 |
| TAYCAN | 15574180000 | ProContact™ RX | 225/55 R 19 | -- | -- | -- | 2022 | 2023 |
| TAYCAN | 15574190000 | ProContact™ RX | 265/35 R 21 | -- | -- | 2021 | 2022 | 2023 |
| RIVIAN | | | | | | | | |
| RPV | 04517330000 | VanContact™ A/S | LT 245/70 R 17 | -- | -- | -- | 2022 | 2023 |
| ROLLS-ROYCE | | | | | | | | |
| GHOST | 03563070000 | ContiSportContact™ 5 | 255/40 R 21 | -- | -- | 2021 | 2022 | 2023 |
| GHOST | 03563080000 | ContiSportContact™ 5 | 285/335 R 21 | -- | -- | 2021 | 2022 | 2023 |
| PHANTOM | 03574930000 | ContiSportContact™ 5 | 255/50 R 21 | 2019 | 2020 | 2021 | 2022 | 2023 |
| PHANTOM | 03575060000 | ContiSportContact™ 5 | 285/45 R 21 | -- | -- | 2021 | 2022 | 2023 |
| PHANTOM | 03575080000 | ContiSportContact™ 5 | 255/45 R 22 | -- | -- | 2021 | 2022 | 2023 |
| PHANTOM | 03589120000 | ContiSportContact™ 5 | 285/40 R 22 | 2019 | 2020 | 2021 | 2022 | 2023 |

| VEHICLE FITMENT | ARTICLE NUMBER | MARKET LINE | TIRE SIZE | YEARS SELECTED AS ORIGINAL EQUIPMENT | | | | | |
|-------------------|----------------|-------------------------|---------------|--------------------------------------|------|------|------|------|----|
| SMART | | | | | | | | | |
| FORTWO | 03507370000 | ContiSportContact™ 5 | 225/45 R 17 | 2019 | -- | -- | -- | -- | -- |
| FORTWO | 15495600000 | ProContact™ TX | 165/65 R 15 | -- | -- | -- | -- | -- | -- |
| FORTWO | 15496680000 | ProContact™ TX | 185/50 R 16 | 2019 | 2020 | -- | -- | -- | -- |
| FORTWO | 15496680000 | ProContact™ TX | 185/50 R 16 | 2019 | 2020 | -- | -- | -- | -- |
| FORTWO | 15507970000 | ProContact™ TX | 205/45 R 16 | 2019 | 2020 | -- | -- | -- | -- |
| SUBARU | | | | | | | | | |
| IMPREZA | 15498990000 | ProContact™ TX | P 205/55 R 16 | -- | -- | 2021 | 2022 | 2023 | -- |
| TESLA | | | | | | | | | |
| MODEL 3 | 15571540000 | ProContact™ RX | 235/40 R 19 | -- | -- | 2021 | 2022 | 2023 | -- |
| MODEL S | 15577860000 | ProContact™ RX | 285/40 R 19 | -- | -- | 2021 | 2022 | -- | -- |
| MODEL S | 15577870000 | ProContact™ RX | 255/45 R 19 | -- | -- | 2021 | 2022 | -- | -- |
| MODEL X | 03116000000 | SportContact™ 6 | 265/35 R 22 | -- | -- | 2021 | 2022 | 2023 | -- |
| MODEL X | 03116020000 | SportContact™ 6 | 285/35 R 22 | -- | -- | 2021 | 2022 | 2023 | -- |
| MODEL X | 03593500000 | CrossContact™ LX Sport | 265/45 R 20 | -- | -- | 2021 | 2022 | 2023 | -- |
| MODEL X | 03593520000 | CrossContact™ LX Sport | 275/45 R 20 | -- | -- | 2021 | 2022 | 2023 | -- |
| MODEL Y | 15578540000 | ProContact™ RX | 255/45 R 19 | -- | -- | 2021 | 2022 | 2023 | -- |
| TESLA MODEL S | 03568440000 | ContiSportContact™ 5 | 245/35 R 21 | -- | -- | 2021 | -- | -- | -- |
| TESLA MODEL S | 03578600000 | ContiSportContact™ 5P | 245/35 ZR 21 | -- | -- | 2021 | -- | -- | -- |
| TESLA MODEL S | 03578610000 | ContiSportContact™ 5P | 265/35 ZR 21 | -- | -- | 2021 | -- | -- | -- |
| TOYOTA | | | | | | | | | |
| C-HR | 15498140000 | ProContact™ TX | 215/60 R 17 | -- | -- | 2021 | 2022 | 2023 | -- |
| COROLLA | 15489370000 | ContiProContact™ | P205/55 R 16 | 2019 | -- | -- | -- | -- | -- |
| COROLLA | 15575610000 | ProContact™ TX | 215/65 R 17 | -- | -- | 2021 | 2022 | 2023 | -- |
| VOLKSWAGEN | | | | | | | | | |
| CROSS BLUE | 03592200000 | CrossContact™ LX Sport | 255/50 R 20 | -- | -- | 2021 | 2022 | -- | -- |
| CROSS BLUE | 15500960000 | CrossContact™ LX Sport | 245/60 R 18 | 2019 | 2020 | 2021 | 2022 | -- | -- |
| GOLF | 15501020000 | ProContact™ TX | 205/55 R 16 | 2019 | -- | -- | -- | -- | -- |
| GOLF | 15502240000 | ProContact™ TX | 225/45 R 18 | 2019 | 2020 | -- | -- | -- | -- |
| ID Aero | 03555710000 | WinterContact™ TS 850 P | 235/50 R 19 | -- | -- | 2021 | 2022 | 2023 | -- |
| ID Aero | 03555730000 | WinterContact™ TS 850 P | 255/45 R 19 | -- | -- | 2021 | 2022 | 2023 | -- |
| ID Buzz | 03555620000 | WinterContact™ TS 850 P | 235/60 R 18 | -- | -- | 2021 | 2022 | 2023 | -- |
| ID Buzz | 03555660000 | WinterContact™ TS 850 P | 255/55 R 18 | -- | -- | 2021 | 2022 | 2023 | -- |
| ID Buzz | 03556440000 | WinterContact™ TS 850 P | 265/45 R 20 | -- | -- | 2021 | 2022 | 2023 | -- |
| ID Buzz | 03556470000 | WinterContact™ TS 850 P | 235/50 R 20 | -- | -- | 2021 | 2022 | 2023 | -- |
| JETTA | 15494560000 | ProContact™ TX | 225/45 R 17 | 2019 | 2020 | -- | -- | -- | -- |
| JETTA | 15494580000 | ProContact™ TX | 225/40 R 18 | 2019 | 2020 | -- | -- | -- | -- |
| JETTA | 15498400000 | ProContact™ TX | 195/65 R 15 | 2019 | 2020 | -- | -- | -- | -- |

| VEHICLE FITMENT | ARTICLE NUMBER | MARKET LINE | TIRE SIZE | YEARS SELECTED AS ORIGINAL EQUIPMENT | | | | |
|-------------------|----------------|------------------------|-------------|--------------------------------------|------|------|------|------|
| VOLKSWAGEN | | | | | | | | |
| NEW BEETLE | 15483490000 | ContiProContact™ | 215/60 R 16 | 2019 | 2020 | -- | -- | -- |
| PASSAT | 15505070000 | ProContact™ TX | 215/60 R 16 | 2019 | 2020 | -- | -- | -- |
| PASSAT | 15505080000 | ProContact™ TX | 215/55 R 17 | 2019 | 2020 | 2021 | -- | -- |
| PASSAT | 15572180000 | ProContact™ RX | 235/40 R 19 | 2019 | 2020 | -- | -- | -- |
| PASSAT (MAGOTAN) | 03509940000 | ContiSportContact™ 5 | 235/40 R 18 | 2019 | -- | -- | -- | -- |
| PASSAT CC | 15501030000 | ProContact™ TX | 245/35 R 20 | 2019 | 2020 | 2021 | 2022 | 2023 |
| PASSAT CC | 15501040000 | ProContact™ TX | 245/40 R 19 | 2019 | 2020 | 2021 | 2022 | 2023 |
| PASSAT CC | 15501050000 | ProContact™ TX | 245/45 R 18 | 2019 | 2020 | 2021 | 2022 | -- |
| TIGUAN | 03564950000 | ContiSportContact™ 5 | 235/55 R 18 | 2019 | 2020 | 2021 | 2022 | 2023 |
| TIGUAN | 03576070000 | ContiSportContact™ 5 | 255/45 R 19 | 2019 | 2020 | 2021 | 2022 | 2023 |
| TIGUAN | 15491850000 | ProContact™ TX | 255/45 R 19 | 2019 | 2020 | -- | -- | -- |
| TIGUAN | 15507710000 | ProContact™ TX | 215/65 R 17 | 2019 | 2020 | -- | -- | -- |
| TIGUAN | 15507720000 | ProContact™ TX | 235/55 R 18 | 2019 | 2020 | -- | -- | -- |
| TIGUAN | 15507730000 | ProContact™ TX | 235/50 R 19 | 2019 | 2020 | 2021 | 2022 | -- |
| TOUAREG | 03549240000 | CrossContact™ LX Sport | 255/55 R 18 | 2019 | 2020 | -- | -- | -- |
| TOUAREG | 03549250000 | CrossContact™ LX Sport | 275/45 R 20 | 2019 | 2020 | -- | -- | -- |
| TOUAREG | 03564260000 | CrossContact™ UHP | 255/55 R 18 | -- | 2020 | -- | -- | -- |

VOLVO

| | | | | | | | | |
|------------|-------------|------------------------|-------------|------|------|------|------|------|
| POLESTAR 2 | 03115060000 | SportContact™ 6 | 245/40 R 20 | -- | 2020 | 2021 | 2022 | -- |
| POLESTAR 2 | 03115080000 | PremiumContact™ 6 | 245/40 R 20 | -- | -- | 2021 | 2022 | -- |
| S60 | 03504370000 | ContiProContact™ | 235/40 R 18 | 2019 | -- | -- | -- | -- |
| S60 | 03589210000 | PremiumContact™ 6 | 235/40 R 19 | 2019 | 2020 | -- | -- | -- |
| S60 | 15449930000 | ContiProContact™ | 235/45 R 17 | 2019 | -- | -- | -- | -- |
| S60 | 15501600000 | ProContact™ TX | 235/45 R 18 | 2019 | 2020 | 2021 | 2022 | 2023 |
| S90 | 03544530000 | ProContact™ TX | 245/45 R 18 | 2019 | 2020 | 2021 | 2022 | -- |
| S90 | 15509080000 | ProContact™ TX | 255/40 R 19 | 2019 | 2020 | -- | -- | -- |
| S90 | 15509090000 | ProContact™ TX | 255/40 R 19 | -- | -- | 2021 | 2022 | 2023 |
| XC40 | 03118780000 | ProContact™ RX | 235/50 R 19 | -- | -- | 2021 | 2022 | 2023 |
| XC40 | 03118790000 | ProContact™ RX | 255/45 R 19 | -- | -- | 2021 | 2022 | 2023 |
| XC60 | 03545130000 | 4X4Contact™ Family | 235/60 R 18 | 2019 | -- | -- | -- | -- |
| XC60 | 03548500000 | CrossContact™ LX Sport | 255/45 R 20 | -- | 2020 | 2021 | 2022 | 2023 |
| XC70 | 03549070000 | 4X4Contact™ Family | 215/65 R 16 | 2019 | -- | -- | -- | -- |
| XC70 | 03549270000 | CrossContact™ LX Sport | 235/50 R 18 | 2019 | 2020 | -- | -- | -- |
| XC70 | 03549280000 | CrossContact™ LX Sport | 235/55 R 17 | 2019 | -- | -- | -- | -- |
| XC90 | 03549490000 | CrossContact™ LX Sport | 235/55 R 19 | 2019 | 2020 | 2021 | 2022 | 2023 |



LIMITED WARRANTY AND ADJUSTMENT POLICY*

Eligibility

- Purchased as replacement tires only
- Owner of Continental brand passenger/light truck or special/temporary spare tires
- Tires used on vehicle originally installed

Coverage

- **All Continental Passenger and Light Truck Tires:**
 - Free replacement during first 12 months from date of purchase OR first 2/32nds of treadwear (whichever comes first - mounting and balancing included)
 - Pro-rated after free replacement period up to 72 months from date of purchase or wear out (whichever comes first - mounting and balancing NOT included)
- **Continental Temporary Spares:**
 - Covered for 72 months from date of purchase
 - Free replacement within first 1/32nds of treadwear
 - After free replacement period no adjustment made

Not Covered

- Road Hazards after 2/32nds (1.6 mm) of an inch of treadwear or 12 months of service (whichever comes first)
- Repairs
- Damage resulting from improper maintenance or operation
- Damage resulting from vehicle mechanical problems
- Ride/vibration after 2/32nds (1.6 mm) of an inch of treadwear or 12 months of service (whichever comes first)

Customer Responsibility

- Responsible for all applicable taxes and local tire disposal fees
- Must have invoice with date of purchase (DOT tire identification number date of manufacture will be used if invoice not available)



LIMITED TREAD WEAROUT COVERAGE (MILEAGE WARRANTY)*

Eligibility

- Purchased as replacement tires only
- Tires used on vehicle originally installed

Products

- | | |
|--|---|
| • ExtremeContact™ Sport ⁰² 30,000 miles | • CrossContact™ LX S & T - 65,000 miles H & V - 50,000 miles LT Sizes - 50,000 miles |
| • ExtremeContact™ Sport 30,000 miles | • TerrainContact™ H/T T & H - 70,000 miles R & S - 60,000 miles |
| • ExtremeContact™ DWS ^{06 Plus} 50,000 miles | • TerrainContact™ A/T 60,000 miles |
| • ExtremeContact™ DWS ⁰⁶ 50,000 miles | • ProContact™ GX/TX S & T - 65,000 miles H - 55,000 miles V - 45,000 miles W - 40,000 miles |
| • ExtremeContact™ DWS 50,000 miles | • ProContact™ RX H - 55,000 miles V - 45,000 miles W - 40,000 miles |
| • PureContact™ LS 70,000 miles | |
| • ContiProContact™ S & T - 80,000 miles H - 60,000 miles V & W - 40,000 miles | |
| • TrueContact™ Tour T & H - 80,000 miles V - 70,000 miles | |
| • CrossContact™ LX ²⁵ T & H - 70,000 miles V - 65,000 miles | |

Coverage

- Pro-rated replacement for wearout during mileage coverage
- Mounting and balancing not included
- Pro-rated price = (Mileage Received/Mileage Covered) x Dealer Selling Price = Customer Price
- Mileage Warranty for the rear axle of split fitments will be 50% of the standard tread wearout coverage

Not Covered

- Flotation sizes
- Road Hazards or repairs
- Commercial applications
- Tires not rotated every 6,000-8,000 miles
- Tires in service more than 72 months
- Damage resulting from improper maintenance or operation
- Damage resulting from vehicle mechanical problems

Customer Responsibility

- Must have original, up-to-date copy of the Tread Wearout Coverage Rotation Schedule (printed in Limited Warranty Brochure) showing rotation intervals and odometer reading at installation and wearout
- Must have original sales invoice with date of purchase
- Pays for all applicable taxes and local tire disposal fees



60-DAY CUSTOMER SATISFACTION TRIAL*

Eligibility

- Purchased as replacement tires only
- Tires used on vehicle originally installed
- Original purchaser of a set of four (4) Continental brand tires

Coverage

- Within 60 days from date of purchase if for any reason (except for reasons not covered)
- If you are not satisfied, return and exchange all or any one tire
- If exchanged for higher priced tire, customer pays the difference
- If exchanged for lower priced tire, customer receives refund

Not Covered

- Road Hazards or repairs
- Improper mounting or demounting
- Alterations
- Commercial applications
- Damage resulting from improper maintenance or operation
- Damage resulting from vehicle mechanical problems

Customer Responsibility

- Pays for valve stems if required
- Responsible for all applicable taxes
- Must have completed information section of Total Confidence Plan Brochure

*Restrictions and limitations apply. See Total Confidence Plan brochure for complete coverage details at <https://continentaltire.com/warranty>.



ROAD HAZARD COVERAGE*

Eligibility

- Purchased as replacement tires only
- Original purchaser
- Used on vehicle originally installed

Products

- All Continental brand products.

Coverage

- Free comparable replacement tire during first 12 months OR 2/32nds of treadwear (whichever comes first)

Not Covered

- Commercial applications
- Damage resulting from improper maintenance or operation
- Damage resulting from vehicle mechanical problems
- Damage resulting from misuse and abusive driving
- Alterations
- Improper mounting or demounting

Customer Responsibility

- Pays for all applicable taxes, mounting and balancing charges
- Must have original sales invoice with date of purchase (DOT tire identification number date of manufacturer will be used if invoice is not available)
- Must have completed information section of Total Confidence Plan Brochure



FLAT TIRE ROADSIDE ASSISTANCE*

Flat Tire Roadside Assistance Registration Instructions:

This three (3) year complimentary service is only valid on tire purchases completed on or after February 1, 2015 and is designed to help in the event of a flat tire. Limit of 3 covered events for the coverage of term. To qualify for Flat Tire Roadside Assistance tires must be registered online.

To register, complete the steps outlined below:

- **Step 1:** After you have made your tire purchase have available your purchase receipt, Vehicle Information Number (VIN), along with the year/make/model of the vehicle to be registered to complete the online registration form. These items will be required to register and registration cannot be completed without them. A valid email address is also required to complete your registration and receive your Flat Tire Roadside Assistance Card as well as other important terms and conditions.
- **Step 2:** To register tires go to totalconfidence-plan.com and complete the online registration form. If you do not have internet access or a valid email address, registration may be completed by calling: 888-990-6125, and press "2".
- **Step 3:** If registration was completed online your Flat Tire Roadside Assistance Card along with program terms and conditions will be emailed to you. If registration was completed by phone your documentation will be mailed.

Once you receive the Flat Tire Roadside Assistance Card via e-mail, please print the card, along with the program terms and conditions, and keep this information in your glove box. The card will contain a toll-free number to call when assistance is needed.

Whenever you are in need of the Flat Tire Roadside Assistance service simply call the toll free number provided on your Flat Tire Roadside Assistance Card. You will be prompted to provide your program membership number and a live agent will assist you, asking the necessary questions, including vehicle VIN number, make, model, location, etc., to process your request and dispatch a service provider.

Service will not be provided on an unattended vehicle unless you cannot or should not remain with the vehicle for safety reasons; or if the vehicle was involved in an accident, theft or vandalism.

Flat Tire Roadside Assistance coverage includes:** 24/7 live agent service; Tire Change with the owner's properly inflated spare only. There is a \$200 limit per tire change. Should the service amount exceed the \$200 limit, the customer would be required to pay the overage to the service provider at the time of service. The customer will be informed before service is dispatched if there is an overage amount. If the customer does not have a workable spare or if the vehicle has two or more flat tires and requires a tow, there is a towing limit of 150 miles. The dollar limit would not apply to this. The vehicle will be towed to their destination of choice; if the destination exceeds 150 miles they would be charged for the excess mileage. The customer will be informed of any costs prior to service being dispatched. Towing up to 150 miles for two or more flat tires or no workable spare (no mechanical breakdown). You are responsible for any amounts over the \$200 for tire change or 150 miles for tow; and such charges are payable to the service provider at the time of service.

Important: All Authorized Service Providers are independent contractors and not agents or employees of Continental Tire the Americas (CTA). CTA assumes no liability for any damage to your vehicle resulting from the rendering of service or for personal items left in the vehicle. Any claims for personal injury or damage to the property must be submitted to the servicing provider directly. Flat Tire Roadside Assistance is provided by RoadsideProtect, Inc. through Signature's Nationwide Auto Club, Inc.

**Flat Tire Roadside Assistance provides service for most emergency situations but does not include service if: the operator is not with the disabled vehicle (unless you cannot or should not remain with the vehicle for safety reasons); the vehicle was involved in an accident, theft or vandalism; for RV's, fleet vehicles, vehicles off road, trailers, vehicles over 1 ton capacity, or commercial vehicles; the vehicle is at a repair facility or on roads where state/county/provincial service providers have exclusive agreements; vehicle is on roads not regularly maintained including private property; Installation or removal of snow chains, dismounting, repairing, or rotating tires is required. Also excluded: vehicle storage charges, cost of parts and installation, products, materials, impounding and additional labor related to towing; service to vehicles with expired safety inspection, license plate, and/or emission sticker where required by law; service to vehicles that are not in a safe condition to be towed; and service in areas not regularly traveled, such as vacant lots, beaches, open fields or other places that would be hazardous for service.



EMERGENCY TRIP INTERRUPTION COVERAGE*

Emergency Trip Interruption Coverage (the "Program") is extended to you by Continental and administered by Roadside Protect, Inc. Your Program benefits begin post registration and after the effective date on your membership documents. Eligible expenses run for a 36 month period from your original enrollment date ("Benefit Period"). You must be an active member on the date of your trip interruption event.

What is Emergency Trip Interruption Coverage?

The Program benefits will provide reimbursement for eligible trip interruption expenses incurred by you and as defined below ("Eligible Expense") up to a \$200.00 per day maximum, including a total maximum benefit up to \$500.00 annually. **Eligible Expenses are limited to costs you incur for food, transportation, car rental and/or lodging as defined below within the immediate 72 hours following a mechanical breakdown (1) which requires a tow and disables your vehicle for a period lasting a minimum of 24 hours or which requires you to stay overnight before the mechanical repairs can be completed and (2) which occurs at least 50 miles from your primary residence.**

Who is Eligible?

Assistance is extended to you and the registered motor vehicle ("Eligible Vehicle") when you enrolled in the Program. You are allowed up to one claim per Benefit Period. Benefits are not transferable. An Eligible Vehicle means a passenger vehicle or motorcycle less than 10,000 lbs GVWR you have registered with us.

*Restrictions and limitations apply. See Total Confidence Plan brochure for complete coverage details at <https://continentaltire.com/warranty>.

Emergency Trip Interruption Coverage continued

Reimbursement Qualifications

All of the following conditions must be met to qualify for reimbursement:

- You must be driving an Eligible Vehicle.
- You must call for preauthorization at 1-800-993-8473.
- The Eligible Vehicle must be disabled due to a mechanical breakdown which requires a tow as defined below.
- The Eligible Vehicle disablement period must be a minimum of 24 hours or require an overnight stay before repairs can be completed.
- Eligible Expenses are incurred within the immediate 72 hours following the mechanical breakdown which disables your vehicle.
- The Eligible Vehicle disablement must occur at least 50 miles from your primary residence.
- **Requests for reimbursement of Eligible Expenses must be submitted within sixty (60) days of the original date of the mechanical breakdown.**
- Eligible Expenses mean expenses incurred for food purchased from a licensed food vendor (e.g., restaurants, grocery stores, etc.), transportation from a licensed transportation company, car rental from a licensed rental company and lodging purchased from a commercial lodging establishment and are limited to costs you incur within the immediate 72 hours following a mechanical breakdown which disables your vehicle for a period lasting a minimum of 24 hours or which requires you to stay overnight before the repairs can be completed and which occurs at least 50 miles from your primary residence.

What Do I Need to Do to Submit a Request for Reimbursement?

- Submit your written request for reimbursement along with the required documents listed below by email or postal mail within sixty (60) days of the original date of the mechanical breakdown. Requests submitted after 60 days are not eligible for reimbursement.
- **Requests may be sent by:**
 - Email to claims@roadsideprotect.com
 - Postal Mail to:
Roadside Protect, Inc.
PO Box 681459
Schaumburg, IL 60168

What Documents are Required to Submit with my Request?

- Your written request for reimbursement must include the following so that we can contact you, if necessary, for additional or missing information:
 - [Client Name Customer/Membership] Number
 - Your First and Last Name
 - The best way to reach you:
(telephone, email address or postal address)
 - Your complete mailing address
- Authorization number for towing
- The paid repair invoice showing:
 - The name, address and telephone number of the repairing facility
 - The year, make, model and mileage of the disabled vehicle
 - The date and time the vehicle was left for repairs and the date and time the vehicle was ready and back in service
 - The name of the driver/customer that requested and paid for the repairs to the disabled vehicle
 - A description of the mechanical breakdown and the parts and labor required to repair the vehicle
- Receipts for Eligible Expenses incurred during the immediate 72-hour period following the vehicle disablement
- Any other documents as requested to verify the claim

How will I be Reimbursed?

If the documentation submitted is verified and approved, you will receive your reimbursement check promptly by mail.

What are the Exclusions?

The Program will not pay or reimburse for:

- Any costs or expenses you incur related to a non-mechanical breakdown, such as body work caused by an accident.
- Any costs or expenses for the repairs of, or any damage to, the Eligible Vehicle.
- Any costs or expenses you incur resulting from anything other than your vehicle's mechanical breakdown due to workmanship or the failure of parts.
- Requests for reimbursement of non-eligible expenses
- Any costs or expenses you incur related to fraud, abuse, intentional acts, war or hostilities of any kind or arising from illegal activity.
- Any costs or expenses you incur involving alterations made to the Eligible Vehicle or using the Eligible Vehicle in a manner which is not recommended by the manufacturer.
- Any costs or expenses you incur involving damage caused by any outside element including but not limited to theft, vandalism, riot, explosion, lightning, earthquake, freezing, rust or corrosion, windstorm, hail, water or flood.

Program is administered by Roadside Protect, Inc. and Roadside Protect Motor Club in California. Please call us at 1-800-993-8473 or email at claims@roadsideprotect.com for customer service questions..

*Restrictions and limitations apply. See Total Confidence Plan brochure for complete coverage details at <https://continentaltire.com/warranty>.

PASSENGER TIRE AND LIGHT TRUCK DEPTH CONVERSION TABLE TO PERCENTAGE OF WEAR

All numbers to the right designate the percentage of usable tread remaining, used to determine credit due to customer toward the purchase of a replacement tire. The numbers to the left designate the percentage of usable tread worn, to determine customer's charge for a replacement tire.

To obtain the remaining tread depth, take 3 measurements around the tire and average. Locate (below) the tire's original tread depth. Read down and across matching the tire's measured remaining tread depth. Use the percentages shown as a charge and/or credit towards the purchase of a replacement tire.

TREADWEAR CONVERSION TABLE

| TREAD DEPTHS IN 32NDS | ORIGINAL TIRE TREAD | | | | | | | | | | | | | | | | | | | |
|-----------------------|---------------------|--------|--------|--------|--------|--------|--------|--------|--------|--------|--------|--------|--------|--------|--------|--------|--------|--------|--------|--------|
| | 9/32 | 10/32 | 11/32 | 12/32 | 13/32 | 14/32 | 15/32 | 16/32 | 17/32 | 18/32 | 19/32 | 20/32 | 21/32 | 22/32 | 23/32 | 24/32 | 25/32 | 26/32 | 27/32 | 28/32 |
| 2/32 | 100%/0 | 100%/0 | 00%/0 | 00%/0 | 100%/0 | 00%/0 | 100%/0 | 100%/0 | 100%/0 | 100%/0 | 100%/0 | 100%/0 | 100%/0 | 100%/0 | 100%/0 | 100%/0 | 100%/0 | 100%/0 | 100%/0 | 100%/0 |
| 3/32 | 86%/14 | 88%/12 | 89%/11 | 90%/10 | 91%/9 | 92%/8 | 92%/8 | 93%/7 | 93%/7 | 94%/6 | 94%/6 | 94%/6 | 95%/5 | 95%/5 | 95%/5 | 95%/5 | 96%/4 | 96%/4 | 96%/4 | 96%/4 |
| 4/32 | 71%/29 | 75%/25 | 78%/22 | 80%/20 | 82%/18 | 83%/17 | 85%/15 | 86%/14 | 87%/13 | 88%/12 | 88%/12 | 89%/11 | 89%/11 | 90%/10 | 90%/10 | 91%/9 | 91%/9 | 92%/8 | 92%/8 | 92%/8 |
| 5/32 | 57%/43 | 63%/37 | 67%/33 | 70%/30 | 73%/27 | 75%/25 | 77%/23 | 79%/21 | 80%/20 | 81%/19 | 82%/18 | 83%/17 | 84%/16 | 85%/15 | 86%/14 | 86%/14 | 87%/13 | 88%/12 | 88%/12 | 88%/12 |
| 6/32 | 43%/57 | 50%/50 | 56%/44 | 60%/40 | 64%/36 | 67%/33 | 69%/31 | 71%/29 | 73%/27 | 75%/25 | 76%/24 | 78%/22 | 79%/21 | 80%/20 | 81%/19 | 82%/18 | 83%/17 | 83%/17 | 84%/16 | 85%/15 |
| 7/32 | 29%/71 | 38%/62 | 44%/56 | 50%/50 | 55%/45 | 58%/42 | 62%/38 | 64%/36 | 67%/33 | 69%/31 | 71%/29 | 72%/28 | 74%/26 | 75%/25 | 76%/24 | 77%/23 | 78%/22 | 79%/21 | 80%/20 | 81%/19 |
| 8/32 | 14%/86 | 25%/75 | 33%/67 | 40%/60 | 45%/55 | 50%/50 | 54%/46 | 57%/43 | 60%/40 | 63%/37 | 65%/35 | 67%/33 | 68%/32 | 70%/30 | 71%/29 | 73%/27 | 74%/26 | 75%/25 | 76%/24 | 77%/23 |
| 9/32 | 0%/100 | 13%/87 | 22%/78 | 30%/70 | 36%/64 | 42%/58 | 46%/54 | 50%/50 | 53%/47 | 56%/44 | 59%/41 | 61%/39 | 63%/37 | 65%/35 | 67%/33 | 68%/32 | 70%/30 | 71%/29 | 72%/28 | 73%/27 |
| 10/32 | | 0%/100 | 11%/89 | 20%/80 | 27%/73 | 33%/67 | 38%/62 | 43%/57 | 47%/53 | 50%/50 | 53%/47 | 56%/44 | 58%/42 | 60%/40 | 62%/38 | 64%/36 | 65%/35 | 67%/33 | 68%/32 | 69%/31 |
| 11/32 | | | 0%/100 | 10%/90 | 18%/82 | 25%/75 | 31%/69 | 36%/64 | 40%/60 | 44%/56 | 47%/53 | 50%/50 | 53%/47 | 55%/45 | 57%/43 | 59%/41 | 61%/39 | 62%/38 | 64%/36 | 65%/35 |
| 12/32 | | | | 0%/100 | 9%/91 | 17%/83 | 23%/77 | 29%/71 | 33%/67 | 37%/63 | 41%/59 | 44%/56 | 47%/53 | 50%/50 | 52%/48 | 55%/45 | 57%/43 | 58%/42 | 60%/40 | 62%/38 |
| 13/32 | | | | | 0%/100 | 8%/92 | 15%/85 | 21%/79 | 27%/73 | 31%/69 | 35%/65 | 39%/61 | 42%/58 | 45%/55 | 48%/52 | 50%/50 | 52%/48 | 54%/46 | 56%/44 | 58%/42 |
| 14/32 | | | | | | 0%/100 | 8%/92 | 14%/86 | 20%/80 | 25%/75 | 29%/71 | 33%/67 | 37%/63 | 40%/60 | 43%/57 | 45%/55 | 48%/52 | 50%/50 | 52%/48 | 54%/46 |
| 15/32 | | | | | | | 0%/100 | 7%/93 | 13%/87 | 19%/81 | 24%/76 | 28%/72 | 32%/68 | 35%/65 | 38%/63 | 41%/59 | 43%/57 | 46%/54 | 48%/52 | 50%/50 |
| 16/32 | | | | | | | | 0%/100 | 7%/93 | 12%/88 | 18%/82 | 22%/78 | 26%/74 | 30%/70 | 33%/67 | 36%/64 | 39%/61 | 42%/58 | 44%/56 | 46%/54 |
| 17/32 | | | | | | | | | 0%/100 | 6%/94 | 12%/88 | 17%/83 | 21%/79 | 25%/75 | 29%/71 | 32%/68 | 35%/65 | 38%/62 | 40%/60 | 42%/58 |
| 18/32 | | | | | | | | | | 0%/100 | 6%/94 | 11%/89 | 16%/84 | 20%/80 | 24%/76 | 27%/73 | 30%/70 | 33%/67 | 36%/64 | 38%/62 |
| 19/32 | | | | | | | | | | | 0%/100 | 6%/94 | 11%/89 | 15%/85 | 19%/81 | 23%/77 | 26%/74 | 29%/71 | 32%/68 | 35%/65 |
| 20/32 | | | | | | | | | | | | 0%/100 | 5%/95 | 10%/90 | 14%/86 | 18%/82 | 22%/78 | 25%/75 | 28%/72 | 31%/69 |
| 21/32 | | | | | | | | | | | | | 0%/100 | 5%/95 | 10%/90 | 14%/86 | 17%/83 | 21%/79 | 24%/76 | 27%/73 |
| 22/32 | | | | | | | | | | | | | | 0%/100 | 5%/95 | 9%/91 | 13%/87 | 17%/83 | 20%/80 | 23%/77 |
| 23/32 | | | | | | | | | | | | | | | 0%/100 | 5%/95 | 9%/91 | 12%/88 | 16%/84 | 19%/81 |
| 24/32 | | | | | | | | | | | | | | | | 0%/100 | 4%/96 | 8%/92 | 12%/88 | 15%/85 |
| 25/32 | | | | | | | | | | | | | | | | | 0%/100 | 4%/96 | 8%/92 | 12%/88 |
| 26/32 | | | | | | | | | | | | | | | | | | 0%/100 | 4%/96 | 8%/92 |
| 27/32 | | | | | | | | | | | | | | | | | | | 0%/100 | 4%/96 |
| 28/32 | | | | | | | | | | | | | | | | | | | | 0%/100 |
| 29/32 | | | | | | | | | | | | | | | | | | | | 0%/100 |



Dot shows location to make tread depth remaining measurement.

Continental Tire the Americas, LLC
P.O. Box 5000
Fort Mill, SC 29716
Consumer Relations: 1.800.847.3349
www.continentaltire.com



Legal Notice

The marks, slogans and logos appearing herein are the property of Continental Tire the Americas, LLC and/or its affiliates.

© Continental Tire the Americas, LLC 2023. All rights reserved.